
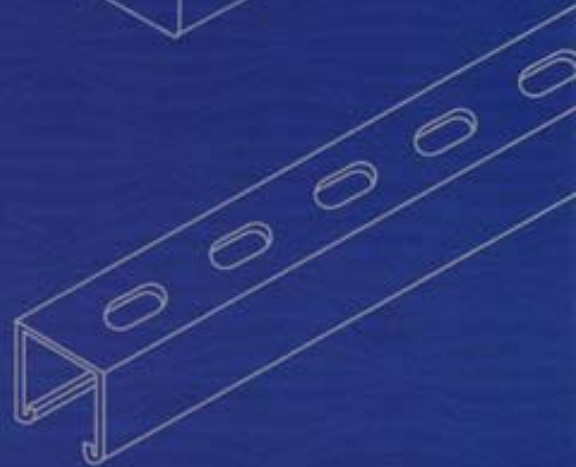




BETA

Suppliers of Electromechanical Material
and Manufacturers of:

Cable Tray & Trunking Systems



BETA INDUSTRIAL LLC
HEAD OFFICE
POBOX 1473
DUBAI - UAE
TEL: 971 4 333486 FAX: 971 4 333673
E-MAIL: beta@betag.com

ADH BRANCH OFFICE:
POBOX 25204, ADH, UAE
TEL: 971 2 6450107
FAX: 971 2 6450167


www.betag.com





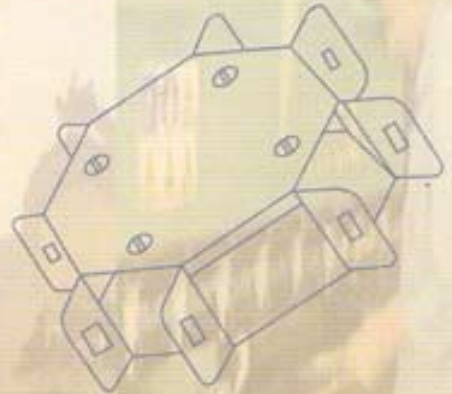

THE BETA POLICY

" WE ARE COMMITTED TO SATISFYING OUR CUSTOMERS AND CONTINUALLY IMPROVING OUR QUALITY, BY SUPPLYING PRODUCTS AND SERVICES WITHOUT DEFECTS, CONFORMING TO WELL DEFINED REQUIREMENTS, BY MEANS OF A DEFECT PREVENTION SYSTEM APPLIED BY ALL EMPLOYEES, DEDICATED TO DOING THINGS TO RIGHT, THE FIRST TIME"



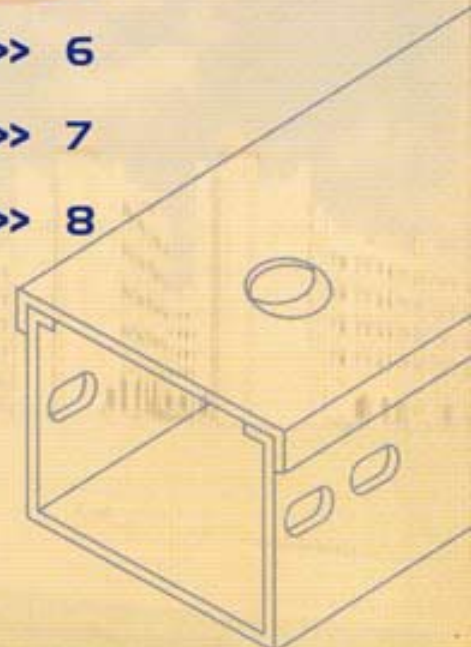



Cable Trays & Trunking System



Contents

- Cable tray / medium duty and Order Form >> 1
- Medium duty loading graph >> 2
- Cable tray / heavy duty and Order Form >> 3
- Heavy duty loading graph >> 4
- Accessories for cable trays >> 5
- GI U - Channel >> 6
- GI Adaptable Boxes >> 6
- Cable trunking and Order form >> 7
- Cable trunking accessories >> 8





Beta Cable Tray System

Cable Tray / Medium duty 25 mm flange height

Beta medium Duty return flanged cable trays are ideal for use in situations where moderate strength and rigidity are required. Cable trays have continuous perforations in the bottom and sides

Perforated (Ventilated) & Non-Perforated (Closed) Covers for cable trays and accessories are available on request.



Epoxy Powder Coated Cable Trays (EPC)



Stainless Steel Cable Trays



Epoxy Powder Coated Cable Trays Cover (Non Perforated)



Straight Coupler MD PG (Standard)



Option Coupler MD PG

Width mm	Sheet Thickness mm	Side Height mm
50	.90	25
75	.90	25
100	.90	25
150	.90	25
225	.90	25
300	1.2	25
450	1.5	25
600	1.5	25
750	1.5	25
900	2.0	25



Standard Pre-galvanised MD (PG)

- ♦ Any size can be manufactured as per customer request.
- ♦ Any sheet thickness can be produced according to customer's request.

All Cable trays are supplied in 2.44 meter lengths.

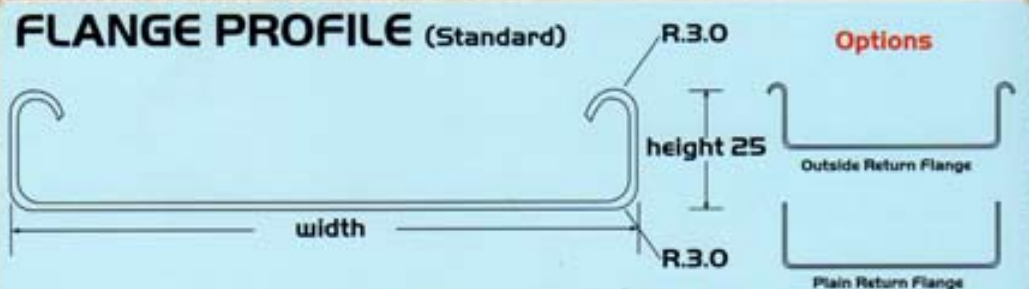
Materials >> Mild steel to BS 1449 Part 1 - 1991.

Finishes >> A) Pre-galvanised mild steel to BS EN 10143 - 1993 as standard (PG).
B) Epoxy powder coated to any RAL number as optional (EPC).
RAL 9010/9016 standard.

>> Sprayed with anti rust Lacquer.

Options >> A) Stainless Steel cable trays & accessories on request.
B) Aluminium cable trays & accessories on request.

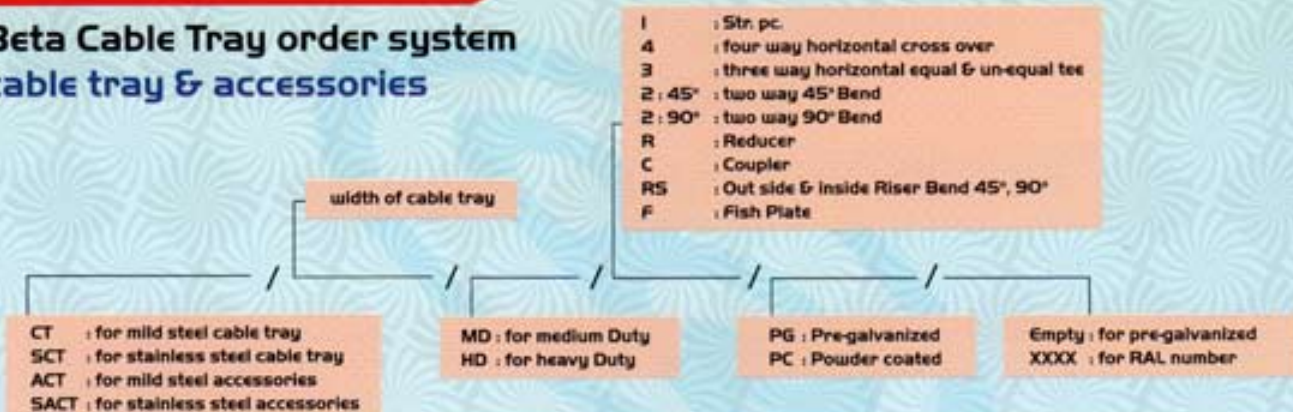
FLANGE PROFILE (Standard)



All measurements are approximate.

Flange direction, height & shape can be adjusted to customer's request.

Beta Cable Tray order system cable tray & accessories

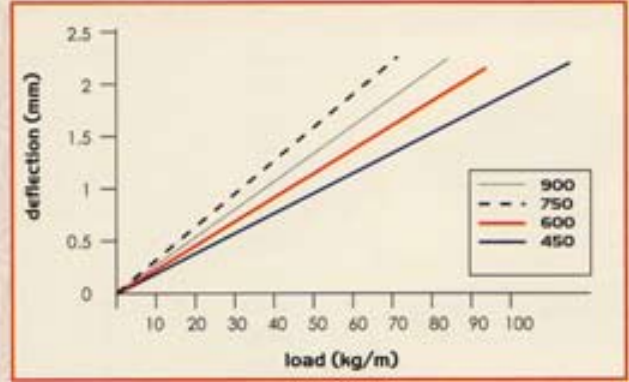
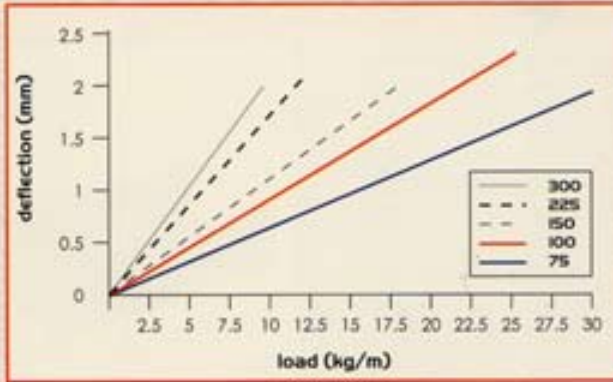




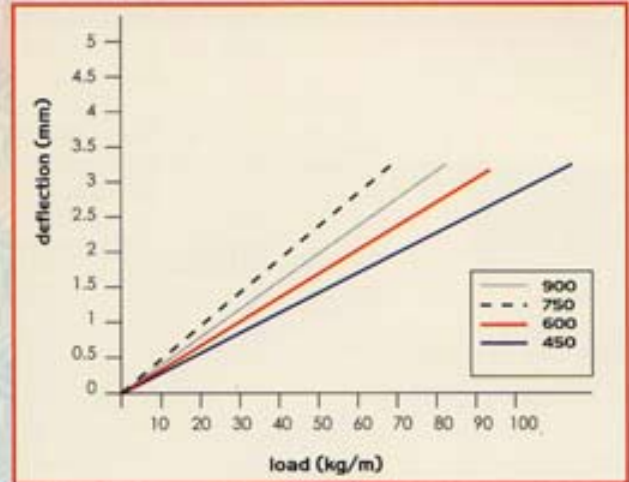
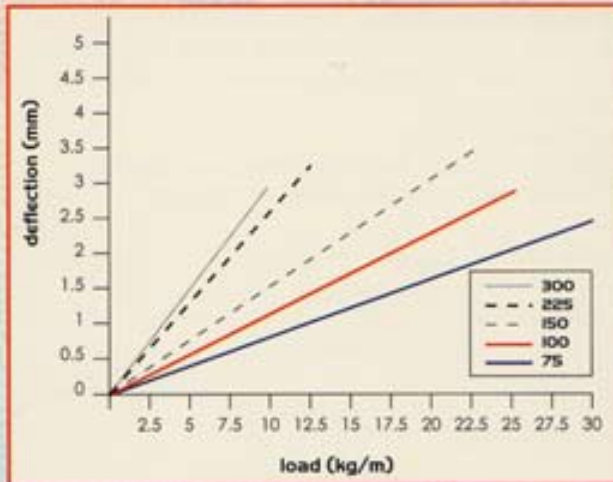
Beta Cable Tray System

Loading graph for Cable Tray / Medium duty 25 mm flange height

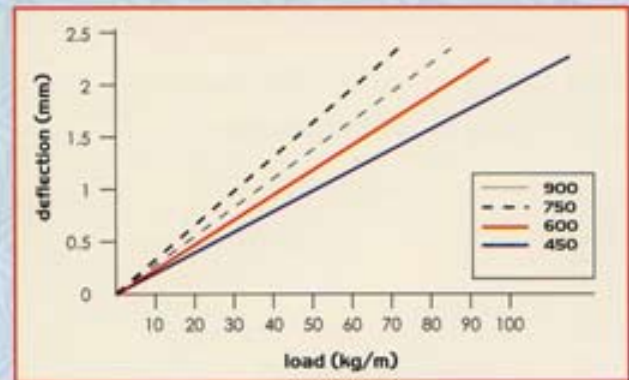
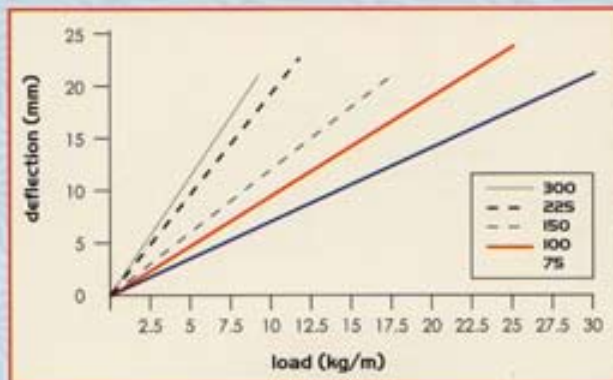
flange height 25 mm X 1 m centres



flange height 25 mm X 2 m centres



flange height 25 mm X 3 m centres





Aluminium Cable Trays




Epoxy Powder Coated Cable Trays EPC - Grey



Pre-galvanised Cable Trays Covers (Perforated)



Straight Coupler HD PG (Standard)



Option Coupler HD PG



Beta Cable Tray System

Cable Tray / Heavy Duty 50 mm flange height

Beta Heavy Duty return flanged cable trays are ideal for use in situations where greater strength and rigidity are required. Cable trays have continuous perforations in the bottom and sides

Perforated (Ventilated) & Non Perforated (Closed) Covers for cable trays and accessories are available on request.

Width mm	Sheet Thickness mm	Side Height mm	Option Side Height mm
50	1.0	50	75
75	1.0	50	75
100	1.0	50	75
150	1.0	50	75
225	1.5	50	75
300	1.5	50	75
450	2.0	50	75
600	2.0	50	75
750	2.0	50	75
900	2.0	50	75



Standard Pre-galvanised HD (PG)

- ◆ Any size can be manufactured as per customer request.
- ◆ Any sheet thickness can be produced according to customer's request.

All Cable trays are supplied in 2.44 meter lengths.

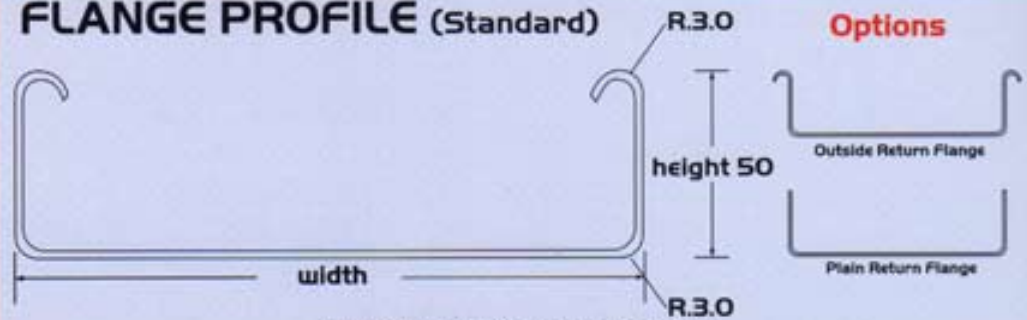
Materials >> Mild steel to BS 1449 Part 1 - 1991.

Finishes >> A) Pre-galvanised mild steel to BS EN 10143 - 1993 as standard (PG).
B) Epoxy powder coated to any RAL number as optional (EPC).
RAL 9010/9016 standard.

>> Sprayed with anti rust Lacquer.

Options >> A) Stainless Steel cable trays & accessories on request.
B) Aluminium cable trays & accessories on request.

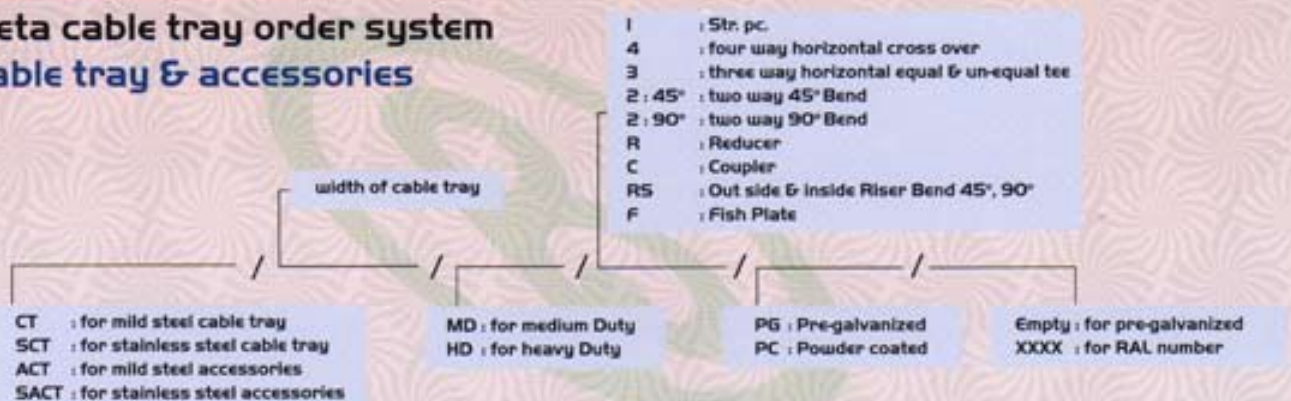
FLANGE PROFILE (Standard)



All measurements are approximate.

Flange direction, height & shape can be adjusted to customer's request.

Beta cable tray order system cable tray & accessories

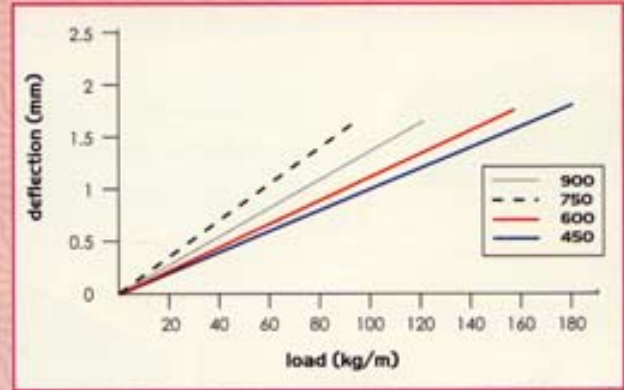
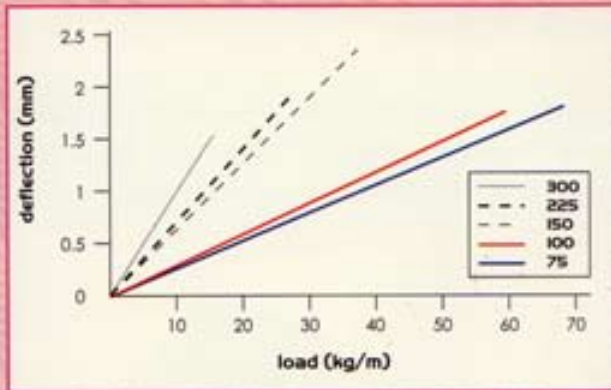




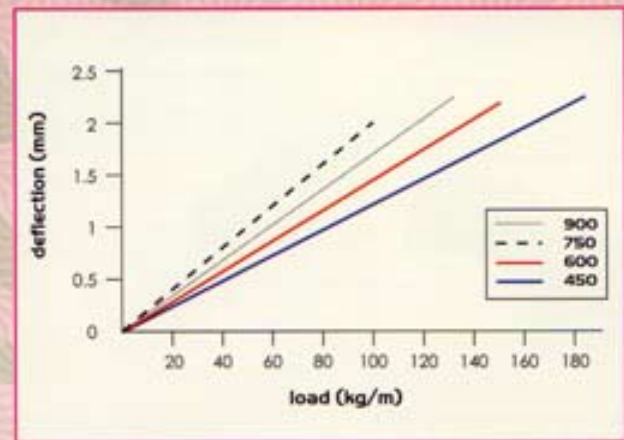
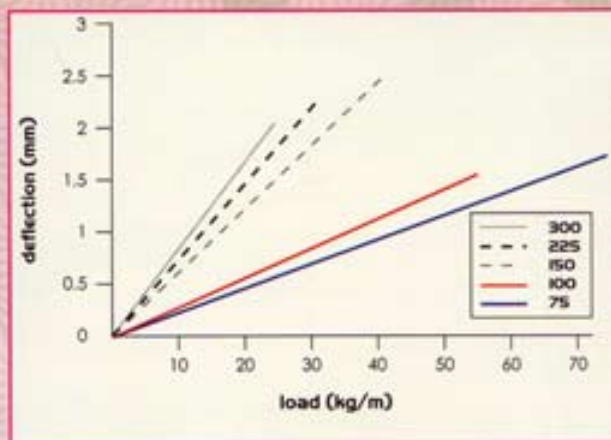
Beta Cable Tray System

Loading graph for Cable Tray / Heavy Duty 50 mm flange height

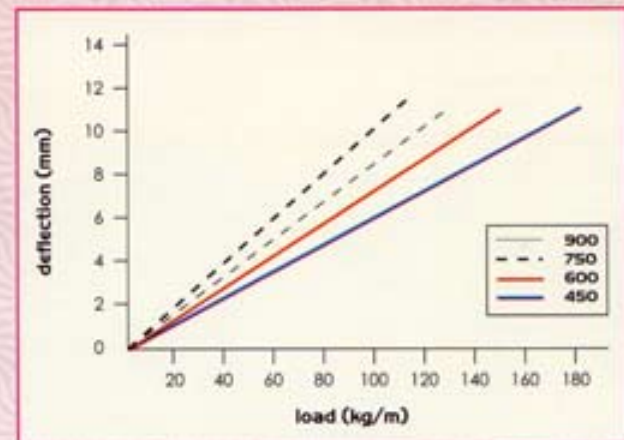
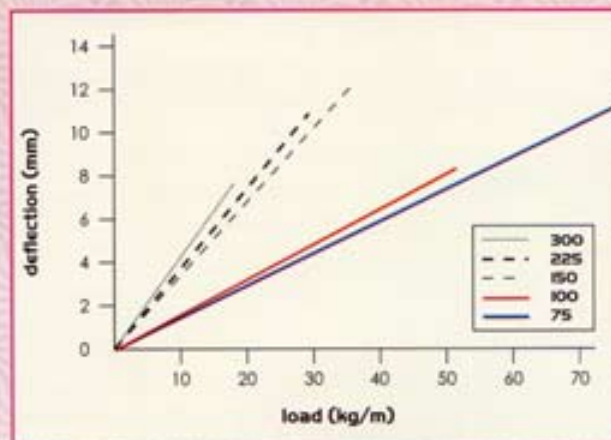
flange height 50 mm X 1 m centres



flange height 50 mm X 2 m centres



flange height 50 mm X 3 m centres





Beta Cable Tray System Accessories For Cable Trays

Accessories for Beta Cable Tray system designed for easy installation and provide proper routing for cables with out any need for site fabrication. The accessories are made from Pre-galvanized mild steel to BS I449 Part I-991 as standard & come in standard sizes as indicated:-

3 Way Un-Equal Tee HD (PG)

3 Way Equal Tee HD (EPC)

Two Way 45°, 90° flat bends, 3 way equal & un-equal Horizontal Tees, 4 way Horizontal crossovers, Straight Reducers, Right & Left hand Reducers, Outside & Inside Risers bends 45°, 90°, Straight Connectors & Couplers.

4 Way Horizontal Crossover HD (PG)

Right Hand Reducer HD (PG)

Left Hand Reducer HD (PG)

Straight Reducer HD (PG)

Optional finishes :

Epoxy powder coated to any RAL (EPC), Stainless Steel and Aluminum can be made on request.

Covers for cable trays accessories can be made upon request.

2 Way 90° Horizontal Bend MD (PG)

Cover for Horizontal Equal Tee

Cover for Straight Reducer

2 Way 70 mm turn Radius Bend HD (EPC)

Out Side Riser Bend HD (PG)

Cover for Horizontal Crossover 4 way

In Side Riser Bend MD (PG)

width mm	medium duty		heavy duty		Option Side Height
	Sheet thk. mm	side height mm	sheet thk. mm	side height mm	height mm
50	.90	25	1.0	50	75
75	.90	25	1.0	50	75
100	.90	25	1.0	50	75
150	.90	25	1.0	50	75
225	.90	25	1.5	50	75
300	1.2	25	1.5	50	75
450	1.5	25	2.0	50	75
600	1.5	25	2.0	50	75
750	1.5	25	2.0	50	75
900	2.0	25	2.0	50	75

- ◆ Any size can be manufactured as per customer request.
- ◆ Any sheet thickness can be produced according to customer's request.
- ◆ Flange direction, height & shape can be adjusted to customer's request.

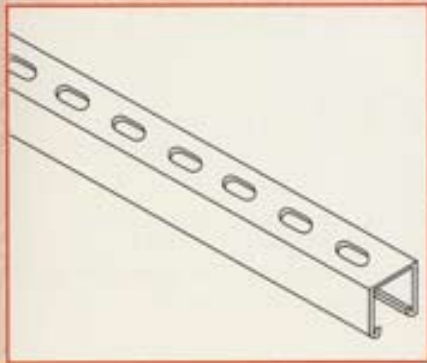


Beta U Channels

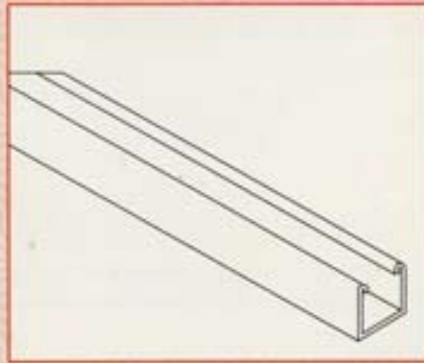
Beta U channels made from pre-galvanised GI Steel (Standard) supports easy installation for cable trays, trunking and accessories. It avoid welding or on site fabrication work

Optional finishes :

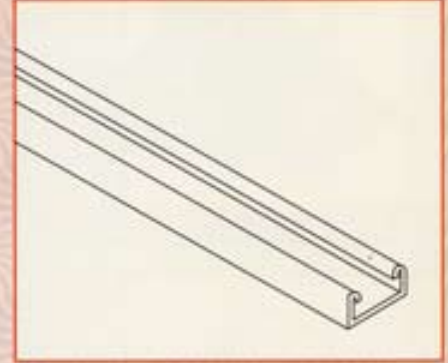
Epoxy powder coated to any RAL (EPC) can be made on request



Slotted U Channel 41 x 41 mm



Plain U Channel 41 x 41 mm



Plain U Channel 41 x 21 mm



Available Sizes : 41 mm x 21 mm, 41 mm x 41 mm (STANDARD)

Thickness : 1.2 mm, 1.5 mm, 1.8 mm, 2 mm & 2.5 mm



Beta Adaptable Box

Beta adaptable box finished in pre-galvanized as a standard and epoxy powder coated as optional with the options of plain sides or 25 mm knock out in the sides.

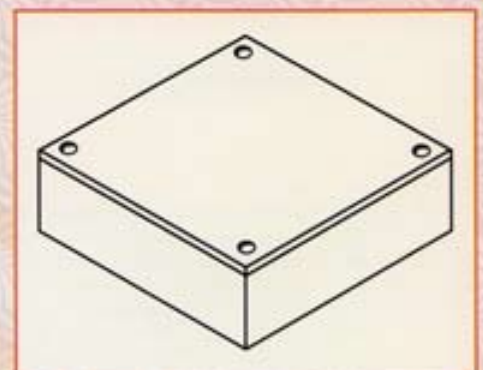
Standard sizes in inches

12" x 12" x 4"

9" x 9" x 4"

6" x 6" x 4"

any other sizes not included can be manufactured upon customer request





Single compartment trunking



Locking System Trunking



Trunking Coupler



Beta cable Trunking System

Trunking & accessories

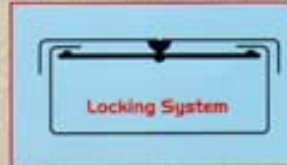
BRITISH STANDARDS

Beta Cable Trunking are manufactured in standard lengths of 2.44 mtrs. From pre-galvanized steel which conforms to B.S. 4678 part I 1978 standards.

a) Single Compartment

Single Compartment trunking comes complete with locking device which provides a firm grip between the cable compartment and cover.

The cover can easily be installed & removed for subsequent addition or changes to cabling.



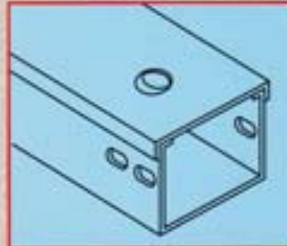
b) Multi compartments

2,3 and 4 equal compartments trunkings are also available in different sizes with all accessories. Unless otherwise requested by the customer.

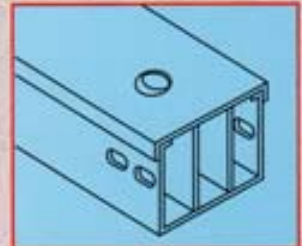
OPTIONAL FINISHES

The entire range of Cable trunking system can be provided with the optional finishes on request : Epoxy / polyester coated suitable for external use.

Sr. No.	Size mm	Thickness mm	
		HD	MD
1	50 x 50	1.2	0.9
2	75 x 50	1.2	0.9
3	75 x 75	1.2	0.9
4	100 x 50	1.2	0.9
5	100 x 75	1.2	0.9
6	100 x 100	1.2	0.9
7	150 x 50	1.2	0.9
8	150 x 75	1.2	0.9
9	150 x 100	1.2	0.9
10	150 x 150	1.2	0.9



Single compartment trunking



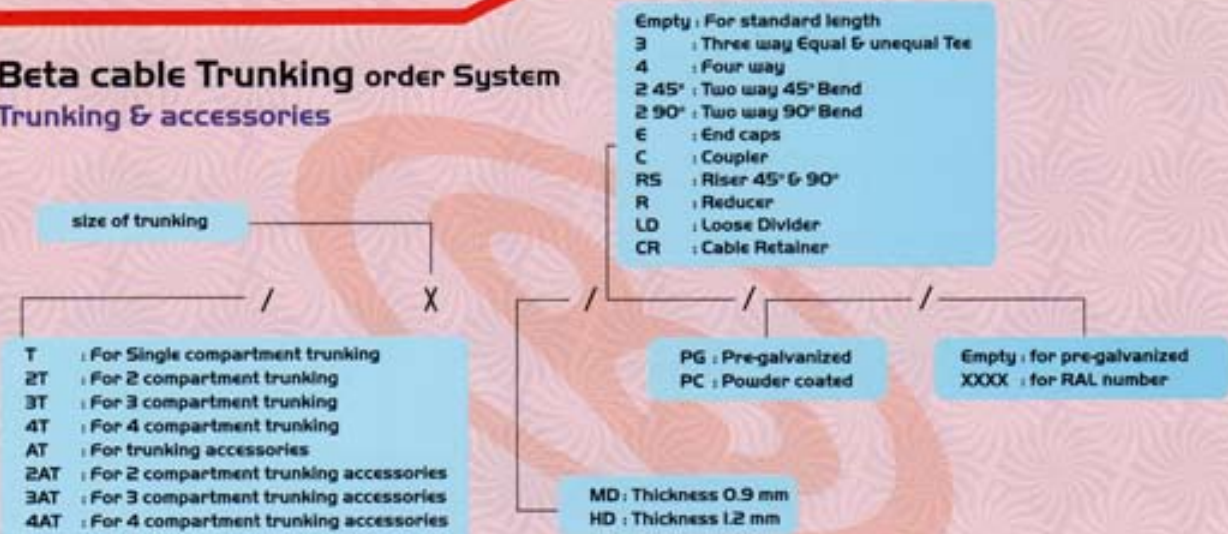
3 Equal compartment trunking

❖ any size can be manufactured as per customer request

❖ any thickness not mentioned above can be produced upon request. Eg.: 1.5, 1.8, 2 mm

Beta cable Trunking order System

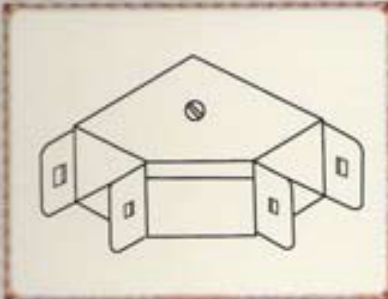

Trunking & accessories



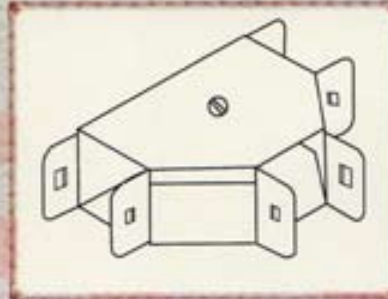


Beta cable Trunking System Trunking Accessories

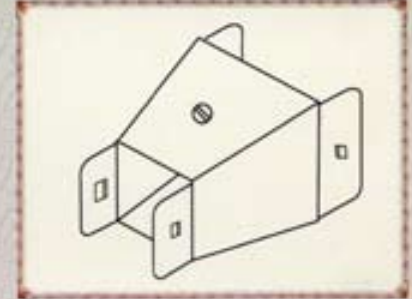
Beta Trunking Accessories such as horizontal bends (90°, 45°), 4 way intersection boxes, 3 way horizontal equal & un-equal tee's, risers (90°, 45°), Reducers, cable retainers, stop ends, loose dividers & couplers are available for all standard sizes and come complete with individual covers & connectors.



2 Way 90° Bend



3 Way Horizontal Equal Tee




Reducer



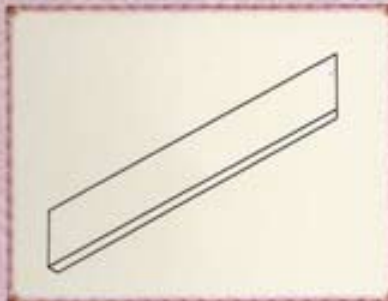
2 Way 45° Bend



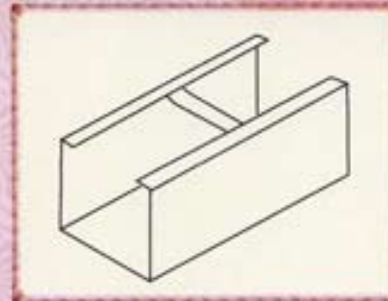
Riser Bend 90°



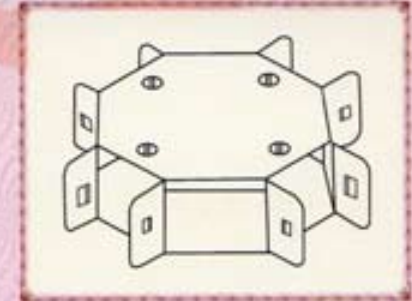
4 Way intersection boxes



Loose Divider



Cable Retainer



4 Way intersection boxes



End Caps



3 Way Horizontal Un-Equal Tee



Trunking Coupler