



LOUVERS



>> The wall-mounted fresh air louver is composed of an exhaust air louver which is fixed to a frame that contains a filter by means of steel hinges.

>> The filter is made of washable aluminum media. It is contained in rear frame and is easily removable.

>> The fresh air louver can be opened like door to give flexibility to access the filter for either cleaning or changing.

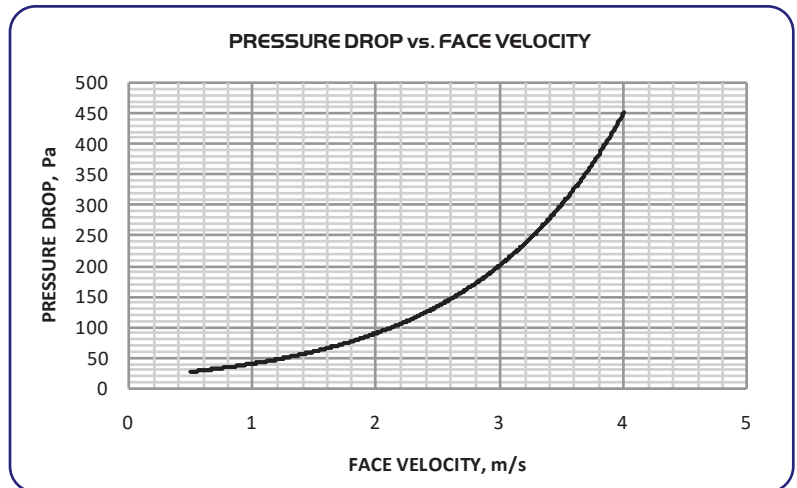
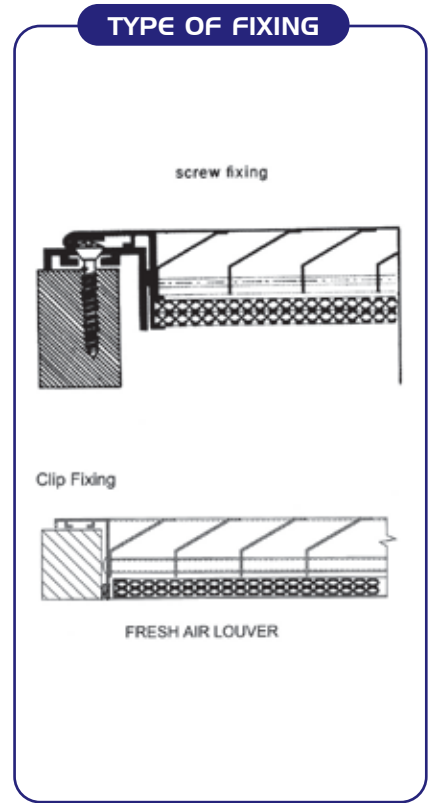
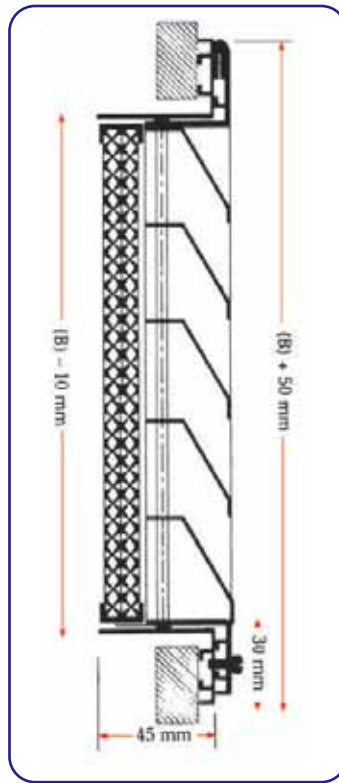
>> The fresh air louver is used in cooling, heating and ventilation application. The existence of filter provides clean air to the system.

>> Free area ratio (approx.) = 0.37

>> To calculate the air flow rate :

$$CFM = \frac{0.37 \times A \text{ (in"} \text{)} \times B \text{ (in"} \text{)} \times \text{Face velocity (fpm)}}{144}$$

$$L/S = \frac{0.37 \times A \text{ (mm)} \times B \text{ (mm)} \times \text{Face velocity (m/s)}}{1000}$$



Ordering Key:

| F | A | L | H | DB | SIZE |
|--|---|---|---|----|------|
| HINGED FRESH AIR LOUVER (WITH 1" AL FILTER) | | | | | |
| -: WITHOUT DAMPER | | | | | |
| DB: WITH BLACK DAMPER | | | | | |
| DM: WITH MILL FINISH DAMPER | | | | | |
| SIZE: WIDTH X HEIGHT | | | | | |
| **NOTE: 2000 MM X 2000 MM IS MAXIMUM SINGLE SECTION SIZE | | | | | |

