



Master Catalogue

Wiring Devices

se.com/ae

Life Is On

Schneider
Electric



About Schneider Electric

As a global specialist in energy management with operations in more than 100 countries, Schneider Electric offers integrated solutions across multiple market segments, including leadership positions in Utilities & Infrastructure, Industries & Machines Manufacturers, Non-residential Buildings, Data Centres & Networks and in Residential. Focused on making energy safe, reliable, efficient, productive and green, the Group's 150,000 plus employees achieved sales of 24 billion euros in 2013, through an active commitment to help individuals and organizations make the most of their energy.

www.schneider-electric.com



CONTENT

UNICA.....	4
Class.....	6
Top.....	8
Plus.....	10
ULTIMATE.....	34
Screwless.....	36
White Moulded.....	46
Euro Plates and Module.....	52
Ultimate Grid.....	56
LisseDeco.....	64
Metal Deco.....	66
AvatarOn.....	74
Pieno.....	86
Vivace.....	94
Lisse White Moulded.....	102
Weatherproof and Outdoor Solutions.....	116
Exclusive.....	118
Kavacha.....	124
S56 Series.....	130
Weatherprotected Accessories.....	140
Allied Accessories.....	144
MITA.....	148
Desk units.....	150
Metalclad Accessories.....	164
Technical Datasheets.....	170



Unica

Elegant and refined





Looking for a unique partner that matches your way of life and your personality? Energy saving, safety and protection, comfort, entertainment and communication; new Unica cares for you.

Designed excellence

Unica products are manufactured according to the highest design specifications. The range provides a large variety of features and functions - all of which you can expect from a high-end Schneider Electric's range.

You can now choose them to fit with your own taste and style. And you can be as creative as you are with the decoration of your living room or the design of your hotel room.



Style and sophistication

Unica has an attractive design and a variety of colours, shapes and materials that cover every end-user requirements.

Strong personality, sober, stylish and ready to switch your home/room into a warm, personal and comfortable place.



Unica Class,

let nature into your home

Unica Class design is all about materials and how these materials project elegance and sophistication. Whether it be the rugged slate look or the simplicity of metal, Unica materials match the tone of any environment.

Unica Class Wood

A distinct refinement

A choice of classical nuances and timeless design that makes your heart click.

Enter in a haven of warm and personal atmosphere.

Wood is natural, durable, exquisite.



Unica Class Tobacco
Two gang two-way switch,
type A2 outer plate



Unica Class Wenge
Double switched socket outlet,
type B outer plate

Unica Class Slate

Natural, rugged elegance

Minerals are timeless and eternal. Those qualities bring a very special ambience into a room. Stone enhances the simplicity in all strict and open interiors. The individual patterns and shapes of minerals also increase a room's personally flavored distinction.



Unica Class Natural slate
One gang two-way switch,
type A2 outer plate



Unica Class Natural slate
Switched socket outlet,
type A outer plate

Unica Class Metal

A clean, cool finish

Introduce a metal finish to convey a clean, cool, modern look for your fittings. The Unica Class metal has a solid clean elegance which enhances sober interior ideas.



Unica Class Ice aluminium
Three gang two-way switch,
type A2 outer plate



Unica Class Ice aluminium
Switched socket-outlet,
type A outer plate

Unica Class Glass

Contemporary class and elegance

Highlight the clean atmosphere in a bright room with Unica Class in white glass. Make it exuberant and exciting with black mirror glass.



Unica Class Black mirror
Two gang two-way switch,
type A2 outer plate



Unica Class White glass
Double switched socket-outlet,
type B outer plate



Unica Top,

elegance and sophistication

When you shape and decorate your home, you do it state of the art – with elegance and passion. With Unica top, you have the right design at hand, it offers sophisticated design and comprehensive functionality. Unica Top is designed with real metal in galvanic and painted finished.

Unica Top High-tech metal

Galvanic metal is a natural material signalling precious longevity. It remains an extensively used feature of interior design, simply because it will embellish both the modern and traditional, and any personal expression in between.

Unica Top metal is both a way to stylishly draw attention to exclusive, comfortable Unica Top functions and to help create a unique atmosphere




Unica Top Bright chrome
Switched socket-outlet,
type A outer plate



Unica Top Matt chrome
Two gang two-way switch,
type A2 outer plate



Unica Top Rhodium black
Rotary electronic dimmer,
type C outer plate



Unica Top Matte nickel
Double switched socket-outlet,
type B outer plate



Unica Top White
Alarm clock,
type C outer plate



Unica Top Metal grey
Methane gas detector,
type C outer plate




Unica Plus,

personal design

Design, versatility, harmony, the intense elegance of colours...
Unica Plus will perfectly fit with the pure aesthetic lines of your interior design.

Unica Plus Metal



Unica Plus Bright chrome
Double pole one-way
switch with indicator,
type A2 outer plate



Unica Plus Gold metal
Switched socket-outlet, type A
outer plate

Unica Plus Coloured finishes



Unica Plus White
Switched socket-outlet,
type A outer plate



Unica Plus Ivory
45 A double pole switch,
type A2 outer plate



Unica Plus Champagne
Time delay switch,
type C outer plate



Unica Plus Sand
Cooker control unit,
type B outer plate



Unica Plus Cacao
Two gang two-way switch,
type A2 outer plate



Unica Plus Mist grey
TV/FM socket,
type C outer plate



Unica Plus Terracotta
Unswitched british
socket-outlet,
type A outer plate

A range of colorful combinations

Color is what defines the mood of your home. Now you can customize your Unica Top or Class insert by choosing from two distinctive color schemes: aluminium and graphite. And, by selecting from a range of tasteful frame colors, numerous attractive design possibilities are available.

Aluminium



Class Slate with aluminium



Top Bright chrome with aluminium

Graphite

A finish that gives off a natural yet contemporary feel.



Class Slate with graphite




Top Bright chrome with graphite

Outer plates and functions: quick selection guide

Unica Class, Top and Plus are available in four different outer plates sizes, to match perfectly with each function.

Outer plate A


For single socket outlets and fuse connection units.



Internal dimensions: 53 x 70 mm

Outer plate A2

For switches and indicator room panel.



Internal dimensions: 53 x 70 mm

Outer plate B

The option for double functions.



Internal dimensions: 112 x 70 mm

Outer plate C

For all the global modular functions (RJ45, TVs, electronics.....).



Internal dimensions: 45 x 45 mm

Functionality

Unica offers a range of controls and functions to bring home owners comfort and reliability.

Luxurious Hotel



Key card switch



Control unit for outdoor panel



HDMI outlet



Shaver unit



Indicator panel and bell switch



Roller blind switch

Harmonic Home



2 gang 2 way switch



Double pole switch



Rotary dimmer



Switched socket



13A 1 gang switched socket with 2 gang USB charger socket



Fused connection unit



RJ45 data socket



TV/FM individual socket

Common characteristics

- Connection: screw terminals
- Ambient air temperature for operation: - 5 to + 40°C
- Standard: IEC 60669-1
- Degrees of protection: IK01 / IP20
- Wiring practices: comply to BS 7671

16 AX — 250 V AC switches



MGU5.241.18



MGU5.242.18



MGU5.243.18

	16 AX 1 gang two-way	16 AX 2 gang two-way	16 AX 3 gang two-way
Colour	<input checked="" type="checkbox"/> type A2 outer plate	<input checked="" type="checkbox"/> type A2 outer plate	<input checked="" type="checkbox"/> type A2 outer plate
<input type="checkbox"/> white	MGU5.241.18	MGU5.242.18	MGU5.243.18
<input checked="" type="checkbox"/> aluminium	MGU5.241.30	MGU5.242.30	MGU5.243.30
<input checked="" type="checkbox"/> graphite	MGU5.241.12	MGU5.242.12	MGU5.243.12

- Clamping connection capacity: 2.5 mm² rigid/flexible/standard cables

20 AX — 250 V AC switches with indicator



MGU5.222.18S

	20 AX double pole one-way
Colour	<input checked="" type="checkbox"/> type A2 outer plate
<input type="checkbox"/> white	MGU5.222.18S
<input checked="" type="checkbox"/> aluminium	MGU5.222.30S
<input checked="" type="checkbox"/> graphite	MGU5.222.12S

- Clamping connection capacity: 4 mm² rigid/flexible/standard cables
- Neon indicator lamp

45 A — 250 V AC switches with indicator



MGU5.252.18



MGU5.257.18

	45 A double pole switch	45 A double pole switch
Colour	<input checked="" type="checkbox"/> type A2 outer plate	<input checked="" type="checkbox"/> type B outer plate
<input type="checkbox"/> white	MGU5.252.18	MGU5.257.18
<input checked="" type="checkbox"/> aluminium	MGU5.252.30	MGU5.257.30
<input checked="" type="checkbox"/> graphite	MGU5.252.12	MGU5.257.12

- Clamping connection capacity: 16 mm² rigid/flexible/standard cables
- Neon indicator lamp

Common characteristics

- Connection : screw terminals
- Wiring practices: comply to BS 7671



MGU5.217.18

Control unit 10 AX — 250 V AC

Colour type C outer plate

white MGU5.217.18

aluminium MGU5.217.30

graphite MGU5.217.12

- Clamping connection capacity: 2.5 mm² rigid/flexible cables
- Ambient air temperature for operation: - 5 to + 35 °C
- Standards: IEC 60669-1
- Degrees of protection: IK01/1P20



MGU5.777.18

10 A Do not disturb and Clean up room with bell symbol

Colour type A2 outer plate

white MGU5.777.18

aluminium MGU5.777.30

graphite MGU5.777.12

- Neon indicator lamp
- Clamping connection capacity: 2.5 mm² rigid/flexible/standard cables
- Ambient air temperature for operation: - 5 to + 40 °C
- Standards: IEC 60669-1
- Degrees of protection: IK01/1P20



MGU5.054.18

115/240 V shaver unit

Colour type B outer plate

white MGU5.054.18

aluminium MGU5.054.30

graphite MGU5.054.12

- Clamping connection capacity: 2.5 mm²
- Ambient air temperature for operation: - 5 to + 40 °C
- Standards: IEC 61558-2-5
- Degrees of protection: IP21

Common characteristics

- Connection: screw terminals
- Ambient air temperature for operation: - 5 to + 40°C
- Standard: IEC 60669-1
- Degrees of protection: IK01 / IP20
- Wiring practices: comply to BS 7671

International socket-outlet 1 gang switched sockets-outlet



MGU5.049.18

13 A - 250 V AC, 2P + E , with neon indicator

Colour type A outer plate

white MGU5.049.18

aluminium MGU5.049.30

graphite MGU5.049.12

- Red neon indicator lamp
- Clamping connection capacity: 3 x 2.5 mm², 2 x 4 mm² rigid/flexible/standard cables
- Standard: universal

British socket-outlets Unswitched sockets-outlets



MGU5.015.18



MGU5.065.18

13A-250 V AC, 2P + E

Colour type A outer plate type B outer plate

white MGU5.015.18 MGU5.065.18

aluminium MGU5.015.30 MGU5.065.30

graphite MGU5.015.12 MGU5.065.12

- Clamping connection capacity: 2.5 mm², 4 mm² rigid/flexible/standard cables
- Standards: BS 1363-2, SASO 2203

Switched sockets-outlets



MGU5.017.18

5 A - 250 V AC,

Colour type A outer plate

white MGU5.017.18

aluminium MGU5.017.30

graphite MGU5.017.12

- Clamping connection capacity: 1.5 mm² rigid/flexible/standard cables
- Standard: BS 546

Common characteristics

- Connection: screw terminals
- Ambient air temperature for operation: - 5 to + 40°C
- Standard: IEC 60669-1
- Degrees of protection: IK01 / IP20
- Wiring practices: comply to BS 7671



MGU5.016.18



MGU5.066.18



MGU5.018.18



MGU5.019.18

13 A - 250 V AC, 2P + E, with neon indicator

Colour	<input checked="" type="checkbox"/> type A outer plate	<input type="checkbox"/> type B outer plate
<input type="checkbox"/> white	MGU5.016.18	MGU5.066.18
<input checked="" type="checkbox"/> aluminium	MGU5.016.30	MGU5.066.30
<input checked="" type="checkbox"/> graphite	MGU5.016.12	MGU5.066.12

- Red neon indicator lamp
- Clamping connection capacity: 3 x 2.5 mm², 2 x 4 mm² rigid/flexible/standard cables
- Standards: BS 1363, SASO 2203

15 A - 250 V AC, 2P + E, with neon indicator

Colour	<input checked="" type="checkbox"/> type A outer plate
<input type="checkbox"/> white	MGU5.018.18
<input checked="" type="checkbox"/> aluminium	MGU5.018.30
<input checked="" type="checkbox"/> graphite	MGU5.018.12

- Red neon indicator lamp
- Clamping connection capacity: 2.5 mm² rigid/flexible/standard cables
- Standard: BS 546

13A Switch Socket with 2.1A USB

Colour	<input checked="" type="checkbox"/> type A outer plate
<input type="checkbox"/> white	MGU5.019.18
<input checked="" type="checkbox"/> aluminium	MGU5.019.30
<input checked="" type="checkbox"/> graphite	MGU5.019.12

Common characteristics

- Connection: screw terminals
- Ambient air temperature for operation: - 5 to + 40 °C
- Degrees of protection: IK01 / IP20
- Clamping connection capacity:
 - o incoming: 3 x 2.5 mm², 2 x 4 mm² rigid/flexible/standard cables
 - o outgoing: 1 x 1.5 mm² rigid/flexible/standard cables
 - o input: 1 x 2.5 mm² rigid/flexible/standard cables
- Standard: BS 1363-4
- Wiring practices: comply to BS 7671

Cooker control unit



MGU5.616.18

13 A - 250 V AC, twin gang cooker control unit

Colour type B outer plate

white MGU5.616.18

aluminium MGU5.616.30

graphite MGU5.616.12

- Red neon indicator lamp
- Clamping connection capacity: 16 mm² rigid/flexible/standard cables
- Standard: BS 4177



MGU5.634.18

13 A - 250 V AC, unswitched

Colour type A outer plate

white MGU5.633.18

aluminium MGU5.633.30

graphite MGU5.633.12



MGU5.633.18

13 A - 250 V AC, unswitched

Colour type A outer plate

white MGU5.634.18

aluminium MGU5.634.30

graphite MGU5.634.12

Inserts Controls

10 AX — 250 V AC switches



	10 AX one-way screw terminals		10 AX two-way screw terminals	
Colour	□ 2 modules	□ 1 module	□ 2 modules	□ 1 module
□ white	MGU3.201T.18	MGU3.101T.18	MGU3.203T.18	MGU3.103T.18
■ aluminium	MGU3.201T.30	MGU3.101T.30	MGU3.203T.30	MGU3.103T.30

10 AX intermediate screw terminal

	□ 2 modules	□ 1 module
□ white		MGU3.105T.18
■ aluminium	MGU3.205T.30	

16 AX — 250 V AC switches



	16 AX one-way screw terminals		16 AX double pole one-way screw terminals	
Colour	□ 2 modules	□ 1 module	□ 2 modules	□ 1 module
□ white	MGU3.261.18	MGU3.161.18	MGU3.262.18	MGU3.162.18
■ aluminium	MGU3.261.30	MGU3.161.30	MGU3.262.30	
■ graphite	MGU3.261.12	MGU3.161.12	MGU3.262.12	MGU3.162.12



	16 AX two-way screw terminals		16 AX L/R two-way screw terminals
Colour	□ 2 modules	□ 1 module	□ 2 modules
□ white	MGU3.263.18	MGU3.163.18	MGU3.263.18LR
■ aluminium	MGU3.263.30	MGU3.163.30	
■ graphite	MGU3.263.12	MGU3.163.12	

Type C frame to be used with Modular functions. Refer to page XX for frame options



MGU3.201T.18N MGU3.101T.18N

10 AX — 250 V AC switches with blue locator lamp

	10 AX one-way screw terminals		10 AX two-way screw terminals
Colour	□ 2 modules	□ 1 module	□ 1 module
□ white	MGU3.201T.18N	MGU3.101T.18N	MGU3.103T.18N
■ aluminium	MGU3.201T.30N	MGU3.101T.30N	MGU3.103T.30N
■ graphite	MGU3.201T.12N		MGU3.103T.12N

Blue LED lamp, connected internally

	10 AX one-way screw terminals	10 AX two-way screw terminals
Colour	□ 1 module	□ 1 module
□ white	MGU3.103T.18N	MGU3.105T.18N
■ aluminium	MGU3.103T.30N	MGU3.105T.30N
■ graphite	MGU3.103T.12N	

Blue LED lamp, connected internally



MGU3.261.18N MGU3.161.18N

16 AX — 250 V AC switches with blue locator lamp

	16 AX one-way screw terminals		16 AX two-way screw terminals	
Colour	□ 2 modules	□ 1 module	□ 2 modules	□ 1 module
□ white	MGU3.261.18N	MGU3.161.18N	MGU3.263.18N	MGU3.163.18N
■ aluminium	MGU3.261.30N	MGU3.161.30N	MGU3.263.30N	MGU3.163.30N
■ graphite	MGU3.261.12N	MGU3.161.12N	MGU3.263.12N	MGU3.163.12N

Blue LED lamp, connected internally



MGU3.261.18S MGU3.161.18S

16 AX — 250 V AC switches with amber indicator lamp

	16 AX one-way screw terminals		16 AX double pole one-way screw terminals	
Colour	□ 2 modules	□ 1 module	□ 2 modules	□ 1 module
□ white	MGU3.261.18S	MGU3.161.18S	MGU3.262.18S	MGU3.162.18S
■ aluminium	MGU3.261.30S	MGU3.161.30S	MGU3.262.30S	MGU3.162.30S
■ graphite	MGU3.261.12S	MGU3.161.12S	MGU3.262.12S	MGU3.162.12S

Amber LED lamp, connected internally

	16 AX two-way screw terminals	
Colour	□ 2 modules	□ 1 module
□ white	MGU3.263.18S	MGU3.163.18S
■ aluminium	MGU3.263.30S	MGU3.163.30S
■ graphite	MGU3.263.12S	MGU3.163.12S

Amber LED lamp, connected internally



MGU3.206T.18 MGU3.106T.18

10 A — 250 VAC push-buttons

10 A screw terminals

Colour	□ 2 modules	□ 1 module
□ white	MGU3.206T.18	MGU3.106T.18
■ aluminium		MGU3.106T.30
■ graphite		MGU3.106T.12



MGU3.206T.18C MGU3.106.18L

10 A screw terminals with bell symbol

Colour	□ 2 modules	□ 2 modules	□ 1 module
□ white	MGU3.206T.18C	MGU3.206.18L	MGU3.106.18L
■ aluminium	MGU3.206T.30C		

10 A — 250 VAC push-buttons with blue locator lamp



MGU3.206T.18 MGU3.106T.18

10 A screw terminals

Colour	□ 2 modules	□ 1 module	10 A screw terminals with light symbol
□ white	MGU3.206T.18N	MGU3.106T.18N	MGU3.106T.18LN
■ aluminium	MGU3.206T.30N	MGU3.106T.30N	
■ graphite		MGU3.106T.12N	

Blue LED lamp, connected internally

Type C frame to be used with Modular functions. Refer to page XX for frame options

Specialized controls

Mechanisms for roller blinds



MGU3.108T.18

	10 A switch with screw terminals	10 A push-button with screw terminals
Colour	□ 1 module	□ 1 module
□ white	MGU3.108T.18	MGU3.107T.18
■ aluminium	MGU3.108T.30	MGU3.107T.30
■ graphite	MGU3.108T.12	MGU3.107T.12

With mechanical and electrical safety latching to prevent simultaneous activation in both directions



MGU3.109T.18

	10 AX double pole switch with screw terminals	10 AX double pole push-button with screw terminals
Colour	□ 1 module	□ 1 module
□ white	MGU3.109T.18	
■ aluminium	MGU3.109T.30	MGU3.127T.30
■ graphite	MGU3.109T.12	MGU3.127T.12

With mechanical and electrical safety latching to prevent simultaneous activation in both directions

32 A— 250 V high rating switches



MGU3.231.18

	32 A (25 AX) one-way with screw terminals
Colour	□ 2 modules
□ white	MGU3.231.18
■ aluminium	MGU3.231.30
■ graphite	MGU3.231.12

20 AX — 250 V high rating switch with amber indicator lamp



MGU3.224.18S

	20 AX double pole one-way
Colour	□ 2 modules
□ white	MGU3.224.18S
■ aluminium	MGU3.224.30S
■ graphite	MGU3.224.12S

Amber neon lamp, connected internally

32 AX — 250 V high rating switch with amber indicator lamp



MGU3.232.18S

	32 AX double pole one-way
Colour	□ 2 modules
□ white	MGU3.232.18S
■ aluminium	MGU3.232.30S
■ graphite	MGU3.232.12S

Amber neon lamp, connected internally

Comfort controls

Rotary electronic dimmers switches



MGU3.511.18 MGU3.559.18

	40-400 W/VA one/two way switch	60-400W/VA one way switch
Colour	□ 2 modules	□ 1 module
□ white	MGU3.511.18	MGU3.559.18
■ aluminium	MGU3.511.30	MGU3.559.30
■ graphite	MGU3.511.12	MGU3.559.12

One pulse to switch on (or off) and rotation to regulate load



MGU3.510.18

	400 VA, 1-10 V for fluorescent tubes
Colour	□ 2 modules
□ white	MGU3.510.18
■ aluminium	MGU3.510.30
■ graphite	MGU3.510.12

- Max. control current: 200 mA
- Compliant with the interference suppression (EMC) standard EN
- 4-wire connection

Push-button dimmer switch



MGU3.515.18

	Multi-load Variapush (pulse control) 20-350 W/VA
Colour	□ 2 modules
□ white	MGU3.515.18
■ aluminium	MGU3.515.30
■ graphite	MGU3.515.12

Compliant with the interference suppression (EMC) standard EN 60669-2-1

MGU3.511.XX	MGU3.559.XX	MGU3.510.XX	MGU3.515.XX	Maximum loads
400 W	400 W		250 W	230 VAC incandescent lamps
400 W	400 W		350 W	230 VAC halogen lamps
400 VA			350 VA	ELV halogen lamps with ferromagnetic transformer (non toroidal)
			300 VA	ELV lamps with toroidal transformer
			350 VA	ELV halogen lamps with electronic transformer
		400 VA 1-10 V		• 230 VAC fluorescent tube, ø 26 or ø 38 mm with 1-10 V electronic ballast
				• 230 VAC fluorescent tube, 36 W with 10 electronic ballasts (1-10 V)
				• 230 VAC fluorescent tube, 2 x 16 W, ø 26 or ø 30 mm with 5 electronic ballasts (1-10 V)
				• Maximum control of 50 electronic ballasts (1-10 V) with an external relay
			200 W	230 V AC fans
			350 W	230 V AC connectors
				230 V AC motors
				Installation
				Installed in place of a switch
				May be controlled by push-buttons: up to 25 push-buttons in the surrounding area

Type C frame to be used with Modular functions. Refer to page XX for frame options

Data sockets

RJ45 data sockets



	Category 5e, unshielded		Category 5e, shielded	
Colour	□ 2 modules	□ 1 module	□ 2 modules	□ 1 module
□ white	MGU3.411.18 ⁽¹⁾	MGU3.410.18 ⁽¹⁾	MGU3.413.18 ⁽²⁾	MGU3.412.18 ⁽²⁾
■ aluminium	MGU3.411.30 ⁽¹⁾	MGU3.410.30 ⁽¹⁾	MGU3.413.30 ⁽²⁾	MGU3.412.30 ⁽²⁾
■ graphite	MGU3.411.12 ⁽¹⁾	MGU3.410.12 ⁽¹⁾	MGU3.413.12 ⁽²⁾	MGU3.412.12 ⁽²⁾

	Category 6, unshielded		Category 6, shielded	
Colour	□ 2 modules	□ 1 module	□ 2 modules	□ 1 module
□ white	MGU3.415.18 ⁽³⁾	MGU3.414.18 ⁽³⁾	MGU3.417.18 ⁽⁴⁾	MGU3.416.18 ⁽⁴⁾
■ aluminium	MGU3.415.30 ⁽³⁾	MGU3.414.30 ⁽³⁾	MGU3.417.30 ⁽⁴⁾	MGU3.416.30 ⁽⁴⁾
■ graphite	MGU3.415.12 ⁽³⁾	MGU3.414.12 ⁽³⁾	MGU3.417.12 ⁽⁴⁾	MGU3.416.12 ⁽⁴⁾

	Category 6 _A , unshielded		Category 6 _A , shielded	
Colour	□ 2 modules	□ 1 module	□ 2 modules	□ 1 module
□ white	MGU3.445.18 ⁽⁵⁾	MGU3.444.18 ⁽⁵⁾	MGU3.447.18 ⁽⁶⁾	MGU3.446.18 ⁽⁶⁾
■ aluminium	MGU3.445.30 ⁽⁵⁾	MGU3.444.30 ⁽⁵⁾	MGU3.447.30 ⁽⁶⁾	MGU3.446.30 ⁽⁶⁾
■ graphite	MGU3.445.12 ⁽⁵⁾	MGU3.444.12 ⁽⁵⁾	MGU3.447.12 ⁽⁶⁾	MGU3.446.12 ⁽⁶⁾

RJ45 data connector covers



	LexCom		Infraplus	
Colour	□ 2 modules	□ 1 module	□ 2 modules	□ 1 module
□ white	MGU9.421.18	MGU9.420.18	MGU9.411.18	MGU9.410.18
■ aluminium	MGU9.421.30	MGU9.420.30	MGU9.411.30	MGU9.410.30
■ graphite	MGU9.421.12	MGU9.420.12	MGU9.411.12	MGU9.410.12

	Universal	
Colour	□ 2 modules	□ 1 module
□ white	MGU9.460.18	MGU9.461.18
■ aluminium	MGU9.460.30	MGU9.461.30
■ graphite	MGU9.460.12	MGU9.461.12

See technical information pages for compatibility table

Actassi S-one RJ45 connectors reference numbers included into Unica data sockets:

⁽¹⁾ VDIB17725U, ⁽²⁾ VDIB17725B, ⁽³⁾ VDIB17726U, ⁽⁴⁾ VDIB17726B, ⁽⁵⁾ VDIB1772XU, ⁽⁶⁾ VDIB1772XB.





MGU3.451.18

TV/FM/SAT sockets

TV/FM sockets

TV/FM socket for parallel distribution systems

Colour	□ 2 modules
□ white	MGU3.451.18
■ aluminium	MGU3.451.30
■ graphite	MGU3.451.12
	<ul style="list-style-type: none"> • 47-860 MHz • Individual socket

TV/FM sockets for series distribution systems

Colour	□ 2 modules	□ 2 modules
□ white	MGU3.452.18	MGU3.453.18
■ aluminium	MGU3.452.30	MGU3.453.30
■ graphite	MGU3.452.12	MGU3.453.12
	<ul style="list-style-type: none"> • 47-860 MHz • End-of-line (terminal socket) 	<ul style="list-style-type: none"> • 47-860 MHz • Intermediate socket (passage socket)



MGU3.454.18

R-TV/SAT sockets

R-TV/SAT socket for parallel distribution systems

R-TV/SAT socket for series distribution systems

Colour	□ 2 modules	□ 2 modules
□ white	MGU3.454.18	MGU3.455.18
■ aluminium	MGU3.454.30	MGU3.455.30
■ graphite	MGU3.454.12	MGU3.455.12
	<ul style="list-style-type: none"> • 10-2400 MHz • Individual socket 	<ul style="list-style-type: none"> • 10-2400 MHz • End-of-line (terminal)

R-TV/SAT socket for series distribution system

Colour	□ 2 modules
□ white	MGU3.456.18
■ aluminium	MGU3.456.30
■ graphite	MGU3.456.12
	<ul style="list-style-type: none"> • 10-2400 MHz • Intermediate socket (passage)

Type C frame to be used with Modular functions. Refer to page XX for frame options



MGU3.450.18

R/TV/SAT sockets

R/TV/SAT socket for parallel distribution systems

Colour	□ 2 modules
□ white	MGU3.450.18
■ aluminium	MGU3.450.30
■ graphite	MGU3.450.12

- R: 5-108 MHz / TV: 125-862 MHz / SAT: 950-2400 MHz
- Individual socket



MGU3.468.18

TV/SAT sockets

TV/SAT Female socket-F type

Colour	□ 1 module
□ white	MGU3.468.18
■ aluminium	MGU3.468.30
■ graphite	MGU3.468.12



MGU3.462.18

SAT single shielded sockets

	Male individual	Male terminal
Colour	□ 2 modules	□ 2 modules
□ white	MGU3.462.18	MGU3.464.18
■ aluminium	MGU3.462.30	MGU3.464.30
■ graphite	MGU3.462.12	MGU3.464.12

5-2150 MHz



MGU3.464.18

Male passage

Colour	□ 2 modules
□ white	MGU3.463.18
■ aluminium	MGU3.463.30
■ graphite	MGU3.463.12

5-2150 MHz

Type C frame to be used with Modular functions. Refer to page XX for frame options



MGU3.465.18



MGU3.467.18

TV single shielded sockets

	Female individual	Female terminal
Colour	□ 2 modules	□ 2 modules
□ white	MGU3.465.18	MGU3.467.18
■ aluminium	MGU3.465.30	MGU3.467.30
■ graphite	MGU3.465.12	MGU3.467.12

5-862 MHz

Female passage

	Female passage
Colour	□ 2 modules
□ white	MGU3.466.18
■ aluminium	MGU3.466.30
■ graphite	MGU3.466.12

5-862 MHz

TV/FM/SAT cover plates

	TV/FM	R-TV/SAT
Colour	□ 2 modules	□ 2 modules
□ white	MGU9.440.18	MGU9.441.18
■ aluminium	MGU9.440.30	MGU9.441.30
■ graphite	MGU9.440.12	MGU9.441.12



MGU9.440.18



MGU9.441.18

Type C frame to be used with Modular functions. Refer to page XX for frame options

Multimedia sockets

USB data connector



MGU3.429.18

USB data connector

Colour	□ 1 module
□ white	MGU3.429.18
■ aluminium	MGU3.429.30
■ graphite	MGU3.429.12

- Output connectors: USB 2.0
- Connection: screw terminals
- Clamping connection capacity: up to 1.5 mm² rigid/stranded/flexible
- Ambient air temperature for operation: - 5°C to + 40°C
- Standards: IEC 998-1, IEC 998-2-1
- Protection degrees: IP21/1K04

HDMI sockets



MGU3.430.18

HDMI prewired socket

Colour	□ 1 module
□ white	MGU3.430.18
■ aluminium	MGU3.430.30
■ graphite	MGU3.430.12

- Ambient air temperature for operation: - 5°C to + 40°C
- Standards: EN 50157, EN 50049
- Protection degrees: IP21/1K04

RCA sockets



MGU3.431.18

3 RCA female socket

Colour	□ 1 module
□ white	MGU3.431.18
■ aluminium	MGU3.431.30
■ graphite	MGU3.431.12

- Connection: screw terminals
- Clamping connection capacity: up to 1.5 mm² rigid/stranded/flexible
- Ambient air temperature for operation: - 5°C to + 40°C
- Protection degrees: IP21/1K04

HD15 sockets



MGU3.432.18

HD15 female socket

Colour	□ 1 module
□ white	MGU3.432.18
■ aluminium	MGU3.432.30
■ graphite	MGU3.432.12

- Ambient air temperature for operation: - 5°C to + 40°C

Mini jack sockets



MGU3.433.18

Mini jack 3.5 mm socket

Colour	□ 1 module
□ white	MGU3.433.18
■ aluminium	MGU3.433.30
■ graphite	MGU3.433.12

- Ambient air temperature for operation: - 5°C to + 40°C

Multimedia sockets (cont'd)

USB charger

Characteristics

- Rated operation voltage: 100/240 VAC - 50/60 Hz
- Input power: 7.5 W
- Output power: 5 V DC -1 A
- Output connectors: USB 2.0
- Cables: 1.5 to 2.5 mm² rigid/stranded/flexible
- Protection type: short-circuit protection
- Ambient air temperature for operation: - 5°C to + 40°C
- Standard: EN 60950-1, EN 62684, EN 301 489-4, EU-directive 2002/95/EC, WEEE-directive 2002/96/EC
- Electrical insulation class: class II
- Environmental characteristic: REACH Regulation (EC) N° 19072006
- Compatibility: Apple, Atmel, Emblaze mobile, Huawei Technologies, LGE, Motorola Mobility, Nokia, Qualcomm, Research in Motion, Samsung, Sony Ericsson, TCT mobile (ALCATEL) and Texas Instruments.



MGU3.428.18

Single USB

Colour □ 1 module

□ white MGU3.428.18

■ aluminium MGU3.428.30

■ graphite MGU3.428.12

- Consumption without load: < 0.1 W

Complementary offers

Cable outlet

16A

Colour □ 2 modules □ 1 module

□ white MGU3.862.18 MGU3.860.18

■ aluminium MGU3.862.30 MGU3.860.30

■ graphite MGU3.862.12 MGU3.860.12

- 3 x 2.5mm² connection terminals
- Anti-tug clamps



MGU3.862.18



MGU3.860.18

Type C frame to be used with Modular functions. Refer to page XX for frame options



MGU9.866.18



MGU9.865.18

Blind cover plates

Blind cover plate			
Colour	□ 2 modules	□ 1 module	□ 1/2 module
□ white	MGU9.866.18	MGU9.865.18	MGU9.864.18
■ aluminium	MGU9.866.30	MGU9.865.30	MGU9.864.30
■ graphite	MGU9.866.12	MGU9.865.12	MGU9.864.12

Blind cover plate with groove	
Colour	□ 1 module
□ white	MGU9.868.18
■ aluminium	MGU9.868.30
■ graphite	MGU9.868.12

Loudspeaker accessories



MGU3.486.18



MGU3.487.18

Loudspeaker socket		
Colour	□ 2 modules	□ 1 module
□ white	MGU3.486.18	MGU3.487.18
■ aluminium	MGU3.486.30	MGU3.487.30
■ graphite	MGU3.486.12	MGU3.487.12

Pressure-fixing of terminals







Type C frame to be used with Modular functions. Refer to page XX for frame options

Characteristics

- Standard: EN 60669-1
- Degrees of protection: IK 01/IP 20

Unica Plus

Type	White	Ivory	Champagne	Sand	Cacao	Mist grey
						
A 	MGU6.602.18	MGU6.602.25	MGU6.602.824	MGU6.602.867	MGU6.602.871	MGU6.602.865
A2 	MGU6.402.18	MGU6.402.25	MGU6.402.824	MGU6.402.867	MGU6.402.871	MGU6.402.865
B 	MGU6.604.18	MGU6.604.25	MGU6.604.824	MGU6.604.867	MGU6.604.871	MGU6.604.865
C 	MGU6.002.18BS	MGU6.002.25BS	MGU6.002.824BS	MGU6.002.867BS	MGU6.002.871BS	MGU6.002.865BS

Type	Terracotta	Bright chrome/ white	Gold			
						
A 	MGU6.602.851	MGU66.602.810	MGU66.602.804			
A2 	MGU6.402.851	MGU66.402.810	MGU66.402.804			
B 	MGU6.604.851	MGU66.604.810	MGU66.604.804			
C 	MGU6.002.851BS	MGU66.002.810BS	MGU66.002.804BS			

Unica Top

Type	White	Matt chrome	Matt nickel	Rhodium black	Metal grey	Bright chrome/white
						
A 	MGU66.602.92	MGU66.602.38	MGU66.602.39	MGU66.602.93	MGU66.602.97	MGU66.602.210
A2 	MGU66.402.92	MGU66.402.38	MGU66.402.39	MGU66.402.93	MGU66.402.97	MGU66.402.210
B 	MGU66.604.92	MGU66.604.38	MGU66.604.39	MGU66.604.93	MGU66.604.97	MGU66.604.210
C 	MGU66.002.92BS	MGU66.002.38BS	MGU66.002.39BS	MGU66.002.93BS	MGU66.002.97BS	MGU66.002.210BS

UnicaClass

Type	White glass	Ice aluminium	Black mirror	Natural slate	Wengue	Tobacco
						
A 	MGU68.602.7C2	MGU68.602.7A1	MGU68.602.7C1	MGU68.602.7Z1	MGU68.602.7M3	MGU68.602.7M4
A2 	MGU68.402.7C2	MGU68.402.7A1	MGU68.402.7C1	MGU68.402.7Z1	MGU68.402.7M3	MGU68.402.7M4
B 	MGU68.604.7C2	MGU68.604.7A1	MGU68.604.7C1	MGU68.604.7Z1	MGU68.604.7M3	MGU68.604.7M4
C 	MGU68.002.7C2BS	MGU68.002.7A1BS	MGU68.002.7C1BS	MGU68.002.7Z1BS	MGU68.002.7M3BS	MGU68.002.7M4BS

Fixing frame



Universal fixing frame for modular functions

MGU7.002.PBS

Standard: EN 60669-1

Type

A	1 gang socket-outlets, fuse connection units
A2	Switches and Do not disturb & Clean up panel
B	Twin gang functions
C	Modular functions & Control unit





Ultimate

In Tune with your life



Ultimate

Screwless Flat Plate

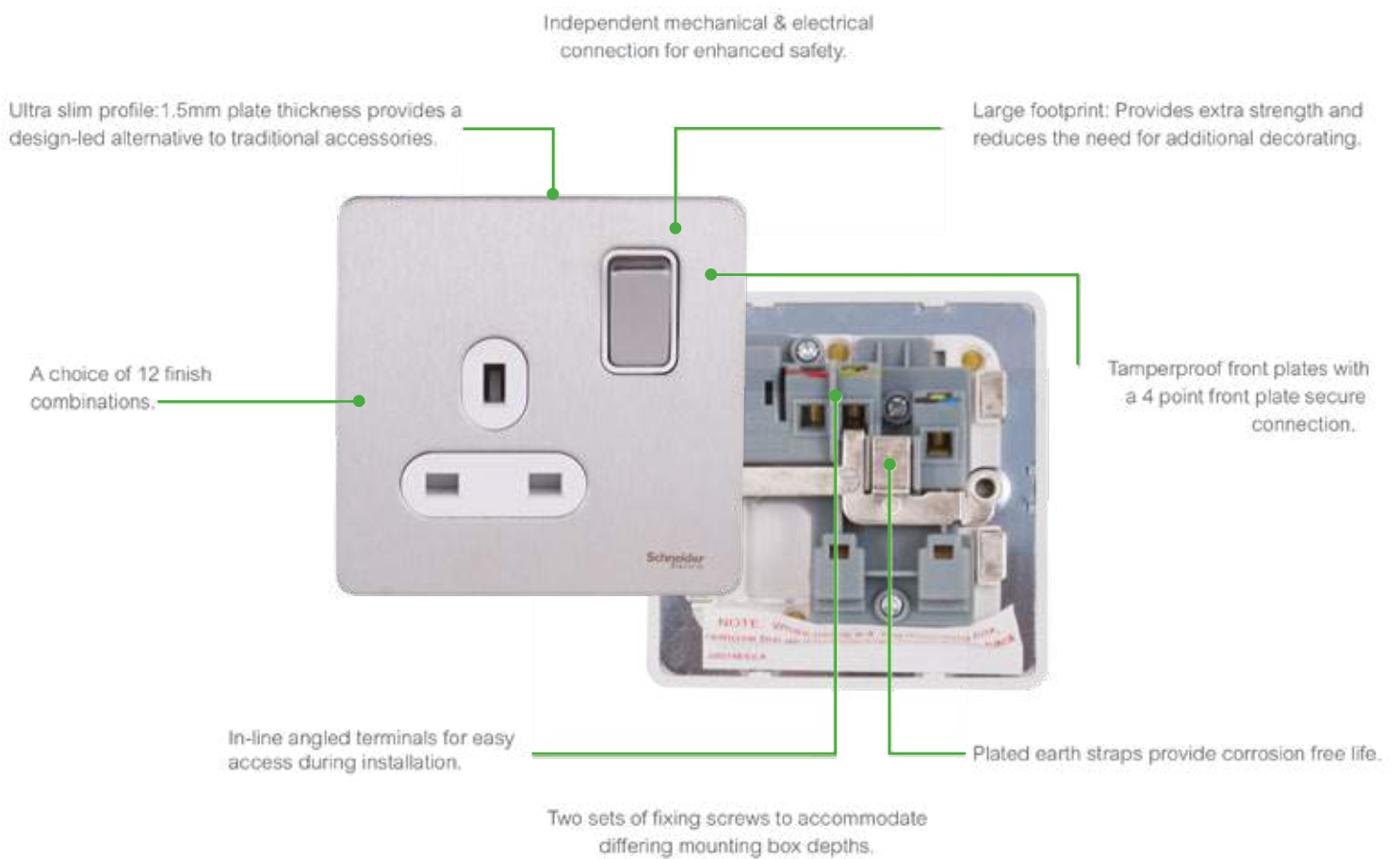


Ultimate Screwless

The Ultimate Screwless Flat Plate

range provides one of the most comprehensive choices of beautifully crafted, sophisticated fittings on the market. With only a mere 1.5mm front plate depth, this cutting edge screwless design blends seamlessly onto wall surfaces.

The wide selection of finish choices within the range will ensure that you always find your perfect match. Choose from Stainless Steel, Polished Chrome, Pearl Nickel, Black Nickel, Painted White, Polished Brass, Gloss White.



Finish Selection



Stainless steel with white or black interiors



Polished brass with white or black interiors



Polished chrome with white or black interiors




Pearl nickel with white interiors



Black nickel with black interiors



White metal with white interiors



Antique brass with black interiors

Solutions for today and tomorrow

The rapid expansion of entertainment and communication devices requires an ever increasing diversity of wiring accessories to power, access and control the technology people use everyday.

Choosing ULTIMATE accessories not only provides all of the functions needed in the modern home but a choice of styles and finishes to match to the mood and use of every room.



USB Solution

This contemporary range now comes with a USB charging solution, offering a simple solution to a modern day issue.

Specification Highlights



Dedicated Key Card Switch to support your specification project requirements.



50A rated plate switches for switching appliances with higher current ratings, such as heaters, cookers and commercial refrigerating units.



16AX switch rating across all plate switches offers a future-proofed lighting solution to accommodate increased load requirements and fluorescent lighting demands.



Tamperproof front plate clip securely in to the mounting frames to add safety and protection. (Requires use of a tool for removal BS 7671).




Colour coded in-line terminals as well as a colour balanced back moulding makes terminals easily identifiable during installation, particularly in lower light levels.



MGU5.241.18



MGU5.242.18



GU1432BSS



GU1442BSS



GU1432BSS



16AX plate switches

(BS EN 60669-1)

GU1412***	1 gang 2 way SP
GU1412R**	10A 1 gang 2 way retractive
GU1422***	2 gang 2 way SP
GU1432***	3 gang 2 way SP
GU1442***	4 gang 2 way SP
GU1462***	6 gang 2 way SP
GU1414***	1 gang intermediate

PIR Wall switches (Presence detectors)

(BS EN 60669-2-1)

GUPA1411BSS	1 gang 1 way 150W with override
GUP1411BSS	1 gang 1 way 150W



GU1422TPN

10AX toggle switches

(BS EN 60669-1)

GU1412T**	1 gang 2 way
GU1422T**	2 gang 2 way
GU1432T**	3 gang 2 way
GU1442T**	4 gang 2 way



GU6412LSS



LED dimmers

(BS EN 60669-2-1)

GU6412L**	1 gang 2 way LED dimmer 100W
GU6422L**	2 gang 2 way LED dimmer 100W
GU6432L**	3 gang 2 way LED dimmer 100W
GU6442L**	4 gang 2 way LED dimmer 100W



GU6422CBN



Universal dimmer switches

(BS EN 60669-2-1)

GU6411C**	1 gang 1 way 400W*
GU6412C**	1 gang 2 way 400W
GU6422C**	2 gang 2 way 250W
GU6432C**	3 gang 2 way 250W
GU6442C**	4 gang 2 way 250W

Mains dimmer switches are not suitable on low voltage circuits.

*1 way dimmers can be used to replace standard wall switches and retrofit into 16mm mounting box.

Note: Replace *** with suffix code to denote finish / interior colour required:

- WSS - Stainless steel with white interior
- BSS - Stainless steel with black interior
- WPB - Polished brass with white interior
- BPB - Polished brass with black interior
- WPC - Polished chrome with white interior
- BPC - Polished chrome with black interior
- WPN - Pearl nickel with white interior
- BBN - Black nickel with black interior
- WPW - White metal with white interior
- BAB - Antique Brass with black interior



GU1412KBSS



Key card switch

(BS EN 60669-1)

GU1412K*** 32A SP keycard switch with 30sec time delay



GU2411BPC

20AX DP switches

(BS EN 60669-1)

GU2410*** DP switch

GU2411*** DP switch with neon

GU2413*** DP switch with flex outlet

GU2414*** DP switch with neon and flex outlet



GU3410BSS

13A switched sockets

(BS 1363-2)

GU3410*** 1 gang switched

GU3420*** 2 gang switched



GU3410DBPB



GU3421DWPC

13A DP switched sockets with double earth terminal

(BS 1363-2)

GU3410D*** 1 gang DP switched

GU3420D*** 2 gang DP switched

GU3411D*** 1 gang DP switched with neon

GU3421D*** 2 gang DP switched with neon



GU3432WPW

13A DP Outboard switched sockets with clean earth

(BS 1363-2)

GU3431*** 2 gang switched socket

GU3432*** 2 gang switched socket with neon

GU3433*** 2 gang switched socket non standard earth

GU3434*** 2 gang switched socket with neon non standard earth



GU3490WPC

Round pin socket outlets

(BS 546)

GU3480*** 5A unswitched

GU3490*** 15A switched

All two gang sockets include twin earth terminals as standard, enabling compliance with regulation 607 (BS7671)-high integrity earthing. To aid flush installation 35mm Steel boxes are recommended.

Note: Replace *** with suffix code to denote finish / interior colour required:

- WSS - Stainless steel with white interior
- BSS - Stainless steel with black interior
- WPB - Polished brass with white interior
- BPB - Polished brass with black interior
- WPC - Polished chrome with white interior
- BPC - Polished chrome with black interior
- WPN - Pearl nickel with white interior
- BBN - Black nickel with black interior
- WPW - White metal with white interior
- BAB - Antique Brass with black interior



GU5410WPN



GU4421WPN



GU4401WPN



GU7490WPN



GBBBPS



GUGSHMEBIND

13A fused connection units

(BS 1363-4)

GU5400***	Unswitched
GU5403***	Unswitched with flex outlet
GU5410***	DP switched
GU5411***	DP switched with neon
GU5413***	DP switched with flex outlet
GU5414***	DP switched with neon and flex outlet

32A & 45A DP switches

(BS EN 60669-1)

GU4431***	32A 1 gang DP switch with neon
GU4421***	45A 2 gang DP switch with neon (fits 2 gang box - 6"x3")

45A DP cooker controls

(BS 4177)

GU4401***	DP cooker control unit & 13A switched socket with neons
-----------	---

Shaver sockets

(BS EN 61558-2-5)

GU7490***	115/230V dual voltage
-----------	-----------------------

Special unique design allows perfect fit to 47mm box

Hotel Accessories

(Designed to: IEC 60669-1 : 2000)

GUGSHM2IND***	2 gang internal stand alone 230V DND/MMR
GGBBPS***	2 gang external stand alone 230V DND/MMR

Note: Replace *** with suffix code to denote finish / interior colour required:

- WSS - Stainless steel with white interior
- BSS - Stainless steel with black interior
- WPB - Polished brass with white interior
- BPB - Polished brass with black interior
- WPC - Polished chrome with white interior
- BPC - Polished chrome with black interior
- WPN - Pearl nickel with white interior
- BBN - Black nickel with black interior
- WPW - White metal with white interior
- BAB - Antique Brass with black interior



GU7461WPN



GGBGU34202USBBN



GGBGU34102USBABSS



GU7420BSS



GU8410PC



GU8450PB

Telephone & data outlets

(BS EN 41003)

GU7451***	Single RJ11 outlet
GU7461***	Single telephone master
GU7462***	Single telephone secondary
GU7471***	Single RJ45 outlet

USB Socket

(BS EN 41003)

GGBGU34202USB***	2G 13A BS Socket with 2 USB
GGBGU34102USBA***	1G 13A BS Socket with 2 USB

TV outlets

(BS 3041 where applicable)

GU7410***	Single TV/FM socket
GU7420***	Twin TV/FM socket
GU7430***	Single SAT socket

Blank plates

(BS 5733)

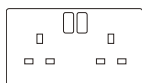

GU8410**	1 gang
GU8420**	2 gang

Euro modular plates*

GU8450**	1 gang euro modular plate
GU8460**	2 gang euro modular plate
GU8480**	4 gang euro modular plate

Note: Replace ** with suffix code to denote finish / interior colour required.

- SS - Stainless steel
- PC - Polished chrome
- PB - Polished brass
- PN - Pearl nickel
- BN - Black nickel
- PW - White metal
- AB- Antique Brass



13A Socket Outlets								
1G 13A switched	GU3410WPB	GU3410BPB	GU3410WPC	GU3410BPC	GU3410BAB	GU3410WSS	GU3410BSS	**25/35mm
1G 13A DP switched	GU3410DWPB	GU3410DBPB	GU3410DWPC	GU3410DBPC	GU3410DBAB	GU3410DWSS	GU3410DBSS	**25/35mm
1G 13A switched + neon	GU3411WPB	GU3411BPB	GU3411WPC	GU3411BPC	GU3411BAB	GU3411WSS	GU3411BSS	**25/35mm
2G 13A switched	GU3420WPB	GU3420BPB	GU3420WPC	GU3420BPC	GU3420BAB	GU3420WSS	GU3420BSS	**25/35mm
2G 13A DP switched	GU3420DWPB	GU3420DBPB	GU3420DWPC	GU3420DBPC	GU3420DBAB	GU3420DWSS	GU3420DBSS	**25/35mm
2G 13A switched + neon	GU3421WPB	GU3421BPB	GU3421WPC	GU3421BPC	GU3421BAB	GU3421WSS	GU3421BSS	**25/35mm

13A DP Outboard switched sockets with clean earth								
2 gang switched socket	GU3431WPB	GU3431BPB	GU3431WPC	GU3431BPC		GU3431WSS	GU3431BSS	35mm
2 gang switched socket with neon	GU3432WPB	GU3432BPB	GU3432WPC	GU3432BPC		GU3432WSS	GU3432BSS	35mm
2 gang switched socket non standard earth	GU3433WPB	GU3433BPB	GU3433WPC	GU3433BPC		GU3433WSS	GU3433BSS	35mm
2 gang switched socket with neon nonstandard earth	GU3434WPB	GU3434BPB	GU3434WPC	GU3434BPC		GU3434WSS	GU3434BSS	35mm



Round Pin Socket Outlets								
5A Unswitched	GU3480WPB	GU3480BPB	GU3480WPC	GU3480BPC	GU3480BAB	GU3480WSS	GU3480BSS	25mm
15A Switched	GU3490WPB	GU3490BPB	GU3490WPC	GU3490BPC	GU3490BAB	GU3490WSS	GU3490BSS	25mm



16AX Plate Switches								
1G 2W Switch	GU1412WPB	GU1412BPB	GU1412WPC	GU1412BPC	GU1412BAB	GU1412WSS	GU1412BSS	16mm
2G 2W Switch	GU1422WPB	GU1422BPB	GU1422WPC	GU1422BPC	GU1422BAB	GU1422WSS	GU1422BSS	16mm
3G 2W Switch	GU1432WPB	GU1432BPB	GU1432WPC	GU1432BPC	GU1432BAB	GU1432WSS	GU1432BSS	25mm
4G 2W Switch	GU1442WPB	GU1442BPB	GU1442WPC	GU1442BPC	GU1442BAB	GU1442WSS	GU1442BSS	25mm
6G 2W Switch	GU1462WPB	GU1462BPB	GU1462WPC	GU1462BPC	GU1462BAB	GU1462WSS	GU1462BSS	25mm
1G TP Isolator	GU1413WPB	GU1413BPB	GU1413WPC	GU1413BPC	GU1413BAB	GU1413WSS	GU1413BSS	25mm
1G Intermediate Switch	GU1414WPB	GU1414BPB	GU1414WPC	GU1414BPC	GU1414BAB	GU1414WSS	GU1414BSS	25mm
1G 2W Retractive Switch	GU1412RWPB	GU1412RBPB	GU1412RWPC	GU1412RBPC	GU1412RBAB	GU1412RWSS	GU1412RBSS	25mm
1G 2W Retractive Switch marked press	GU1412RPWPB	GU1412RPBPB	GU1412RPWPC	GU1412RPBPC	GU1412RPBAB	GU1412RPWSS	GU1412RPBSS	25mm

PIR Wall switch								
1G 1 Way PIR Switch							GUP1411BSS	16mm
1G 1 Way PIR Switch with override							GUPA1411BSS	16mm



32A Keycard Switch								
32A Keycard Switch	GU1412KWPB	GU1412KBPB	GU1412KWPC	GU1412KBPC	GU1412KBAB	GU1412KWSS	GU1412KBSS	47mm



10AX Toggle Switches								
1G 2W 10AX	GU1412TPB	GU1412TPB	GU1412TPC	GU1412TPC	GU1412TAB	GU1412TSS	GU1412TSS	16mm
2G 2W 10AX	GU1422TPB	GU1422TPB	GU1422TPC	GU1422TPC	GU1422TAB	GU1422TSS	GU1422TSS	16mm
3G 2W 10AX	GU1432TPB	GU1432TPB	GU1432TPC	GU1432TPC	GU1432TAB	GU1432TSS	GU1432TSS	25mm
4G 2W 10AX	GU1442TPB	GU1442TPB	GU1442TPC	GU1442TPC	GU1442TAB	GU1442TSS	GU1442TSS	25mm



Dimmer Switches								
1G 1W 400W mains	GU6411PB	GU6411PB	GU6411PC	GU6411PC	GU6411AB	GU6411SS	GU6411SS	16mm
1G 2W 400W mains	GU6412PB	GU6412PB	GU6412PC	GU6412PC	GU6412AB	GU6412SS	GU6412SS	25mm
2G 2W 250W mains	GU6422PB	GU6422PB	GU6422PC	GU6422PC	GU6422AB	GU6422SS	GU6422SS	25mm
3G 2W 250W mains	GU6432PB	GU6432PB	GU6432PC	GU6432PC	GU6432AB	GU6432SS	GU6432SS	35mm
4G 2W 250W mains	GU6442PB	GU6442PB	GU6442PC	GU6442PC	GU6442AB	GU6442SS	GU6442SS	35mm



1G Slimline 300VA electronic	GU6412EWPB	GU6412EBPB	GU6412EWPC	GU6412EBPC	GU6412EBAB	GU6412EWSS	GU6412EBSS	25mm
1G Slimline IR remote control 300VA electronic	GU6412RWPB	GU6412RBPB	GU6412RWPC	GU6412RBPC	GU6412RBAB	GU6412RWSS	GU6412RBSS	25mm
2G 300VA electronic	GU6422EWPB	GU6422EBPB	GU6422EWPC	GU6422EBPC	GU6422EBAB	GU6422EWSS	GU6422EBSS	25mm
1G 1000W/VA electronic	GU64121WPB	GU64121BPB	GU64121WPC	GU64121BPC	GU64121BAB	GU64121WSS	GU64121BSS	47mm
1 Channel Remote Control	GU6000RC1	GU6000RC1	GU6000RC1	GU6000RC1	GU6000RC1	GU6000RC1	GU6000RC1	N/A

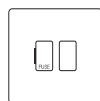



20A DP Plate Switches								
20A DP Switch	GU2410WPB	GU2410BPB	GU2410WPC	GU2410BPC	GU2410BAB	GU2410WSS	GU2410BSS	25mm
20A DP Switch + Flex Outlet	GU2413WPB	GU2413BPB	GU2413WPC	GU2413BPC	GU2413BAB	GU2413WSS	GU2413BSS	35mm
20A DP Switch + Neon	GU2411WPB	GU2411BPB	GU2411WPC	GU2411BPC	GU2411BAB	GU2411WSS	GU2411BSS	25mm
20A DP Switch + Neon + Flex Outlet	GU2414WPB	GU2414BPB	GU2414WPC	GU2414BPC	GU2414BAB	GU2414WSS	GU2414BSS	35mm

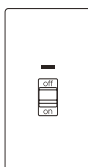
* (available on request only)

**Dependent upon wiring configuration, to aid installation 35mm flush steel boxes are recommended.

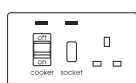
Due to large plate foot print products may not be compatible with flush dual mounting boxes.



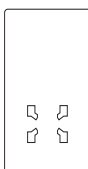
Fused Connection Units								
13A unswitched	GU5400WPB	GU5400BPB	GU5400WPC	GU5400BPC	GU5400BAB	GU5400WSS	GU5400BSS	25mm
13A unswitched + flex outlet	GU5403WPB	GU5403BPB	GU5403WPC	GU5403BPC	GU5403BAB	GU5403WSS	GU5403BSS	35mm
13A switched	GU5410WPB	GU5410BPB	GU5410WPC	GU5410BPC	GU5410BAB	GU5410WSS	GU5410BSS	35mm
13A switched + flex outlet	GU5413WPB	GU5413BPB	GU5413WPC	GU5413BPC	GU5413BAB	GU5413WSS	GU5413BSS	35mm
13A switched + neon	GU5411WPB	GU5411BPB	GU5411WPC	GU5411BPC	GU5411BAB	GU5411WSS	GU5411BSS	35mm
13A switched + neon + flex outlet	GU5414WPB	GU5414BPB	GU5414WPC	GU5414BPC	GU5414BAB	GU5414WSS	GU5414BSS	35mm



32A & 45A Control Switches								
32A 1G DP switch + neon	GU4431WPB	GU4431BPB	GU4431WPC	GU4431BPC	GU4431BAB	GU4431WSS	GU4431BSS	47mm
45A 2G DP switch + neon	GU4421WPB	GU4421BPB	GU4421WPC	GU4421BPC	GU4421BAB	GU4421WSS	GU4421BSS	47mm



45A Cooker Control Units								
45A DP cooker control unit + 13A switched socket + neon	GU4401WPB	GU4401BPB	GU4401WPC	GU4401BPC	GU4401BAB	GU4401WSS	GU4401BSS	47mm



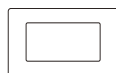
Shaver Socket Outlet								
115/230 Dual voltage	GU7490WPB	GU7490BPB	GU7490WPC	GU7490BPC	GU7490BAB	GU7490WSS	GU7490BSS	47mm



Telephone Socket Outlets								
RJ11 telephone outlet	GU7451WPB	GU7451BPB	GU7451WPC	GU7451BPC	GU7451BAB	GU7451WSS	GU7451BSS	25mm
Master telephone outlet	GU7461WPB	GU7461BPB	GU7461WPC	GU7461BPC	GU7461BAB	GU7461WSS	GU7461BSS	25mm
Secondary telephone outlet	GU7462WPB	GU7462BPB	GU7462WPC	GU7462BPC	GU7462BAB	GU7462WSS	GU7462BSS	25mm
Single RJ45 outlet	GU7471WPB	GU7471BPB	GU7471WPC	GU7471BPC	GU7471BAB	GU7471WSS	GU7471BSS	35mm



TV Socket Outlets								
Single TV/FM coaxial socket	GU7410WPB	GU7410BPB	GU7410WPC	GU7410BPC	GU7410BAB	GU7410WSS	GU7410BSS	25mm
Twin TV/FM coaxial socket	GU7420WPB	GU7420BPB	GU7420WPC	GU7420BPC	GU7420BAB	GU7420WSS	GU7420BSS	35mm
Single satellite socket	GU7430WPB	GU7430BPB	GU7430WPC	GU7430BPC	GU7430BAB	GU7430WSS	GU7430BSS	25mm



Euro Modular Plates								
1G euro plate	GU8450PB	GU8450BPB	GU8450PC	GU8450PC	GU8450AB	GU8450SS	GU8450SS	**
2G euro plate	GU8460PB	GU8460BPB	GU8460PC	GU8460PC	GU8460AB	GU8460SS	GU8460SS	**
4G euro plate	GU8480PB	GU8480BPB	GU8480PC	GU8480PC	GU8480AB	GU8480SS	GU8480SS	**



Blank Plates								
1G blank plate	GU8410PB	GU8410BPB	GU8410PC	GU8410PC	GU8410AB	GU8410SS	GU8410SS	N/A
2G blank plate	GU8420PB	GU8420BPB	GU8420PC	GU8420PC	GU8420AB	GU8420SS	GU8420SS	N/A

* (available on request only)

**Dependent upon wiring configuration, to aid installation 35mm flush steel boxes are recommended. Due to large plate foot print products may not be compatible with flush dual mounting boxes.





Ultimate

White Moulded



Ultimate White Moulded

Ultimate White Moulded

wiring accessories offer a stylish, modern alternative to traditional white moulded products. Aesthetically pleasing and ultra-slim, these sleek fittings with their subtle curved profile and minimal back projections have been carefully designed to ensure ease of installation. Ultimate moulded has been extended with the introduction of slim profile outboard rocker switched sockets.

The range, which includes Euromodular and grid variants, was designed to complement the Ultimate Flat Plate ranges for situations where a combination of fittings may be required.



Features and benefits

- An ultra-slim plate for minimum projection when flush fitted.
- Minimal back projection to allow installation using standard flush mounting boxes for both new and retrofits (switches 16mm, sockets 25mm dependant on wiring configuration).
- Curved rockers with tactile switch action.
- Unique integral locking facility on isolator for added safety.
- Slim-line, compact neons for a less obtrusive look.
- Switches are fully rated at 10AX for fluorescent and inductive loads.
- Screw cap covers provide a sleek finishing touch (additional pair supplied for greater flexibility).
- Colour coded in-line angled terminals make selection even easier.
- Clear terminal marking ensures easy identification.
- Twin-earth terminals on 2-gang sockets.
- Double pole options on 1-gang and 2-gang switched sockets.
- All fuse carriers are lockable to prevent accidents during maintenance.
- Plated earth straps assist longevity for a corrosion free life.



GU1011



GU1012



GU1012R



GU6011C



GU6032L

10AX plate switches

(BS EN 60669-1)

GU1011	1 gang 1 way
GU1012	1 gang 2 way
GU1012R	1 gang 2 way retractive*
GU1012RP	1 gang 2 way retractive marked press*
GU1012RB	1 gang 2 way retractive marked with bell symbol*
GU1022	2 gang 2 way
GU1032	3 gang 2 way
GU1042	4 gang 2 way
GU1062	6 gang 2 way
GU1014	1 gang intermediate
GU1012A	1 gang 2 way architrave
GU1022A	2 gang 2 way architrave



Universal dimmer switches

(BS EN 60669-2-1)

GU6011C	1 gang 1 way 400W rotary
GU6012C	1 gang 2 way 400W push
GU6022C	2 gang 2 way 250W push
GU6032C	3 gang 2 way 250W push
GU6042C	4 gang 2 way 250W push

LED dimmers

(BS EN 60669-2-1)

GU6012L	1 gang 2 way LED dimmer 100W
GU6022L	2 gang 2 way LED dimmer 100W
GU6032L	3 gang 2 way LED dimmer 100W
GU6042L	4 gang 2 way LED dimmer 100W



GU3050

13A unswitched socket outlets

(BS 1363)

GU3050	1 gang unswitched
GU3060	2 gang unswitched



GU3021

13A SP switched socket outlets

(BS 1363)

GU3010	1 gang switched
GU3011	1 gang switched with neon
GU3020	2 gang switched
GU3021	2 gang switched with neons



GU3010D

13A DP switched socket outlets

(BS 1363)

GU3010D	1 gang DP switched
GU3020D	2 gang DP switched



GU3030

13A DP Outboard rocker switched socket outlets

(BS 1363)

GU3030	2 gang switched
GU3031	2 gang switched with clean earth
GU3032	2 gang switched red with rockers, clean earth and neons
GU3033	2 gang switched with clean earth and non standard
GU3034	2 gang switched with red rockers, clean earth, non standard and neons



GU3080

Round pin socket outlets

(BS 546)

GU3080	5A unswitched
GU3090	15A switched
GU3091	15A switched with neon



GU2014WH



GU2003



GU5000



GU5014



GU5014



GU5014

20AX DP switches and flex outlet plates

(BS 60669-1)

GU2010	DP
GU2011	DP with neon
GU2013	DP with flex outlet
GU2014	DP with neon and flex outlet
GU2014WH	DP with flex outlet and neon marked water heater

Flex outlet plates

(BS 5733)

GU2033	25A side entry flex outlet plate
GU2003	20A front entry flex outlet plate

13A unswitched fused connection units

(BS 1363-4)

GU5000	13A unswitched
GU5001	13A unswitched with neon
GU5003	13A unswitched with flex outlet
GU5004	13A unswitched with neon & flex outlet

13A switched fused connection units

(BS 1363-4)

GU5010	13A DP switched
GU5011	13A DP switched with neon
GU5013	13A DP switched with flex outlet
GU5014	13A DP switched with neon & flex outlet

32A & 45A DP 1 gang switches

(BS EN 60669-1)

GU4031	32A 1 gang DP switch with neon
GU4010	45A 1 gang DP switch
GU4011	45A 1 gang DP switch with neon

45A DP 2 gang switches

(BS EN 60669-1)

GU4020	2 gang DP switch
GU4021	2 gang DP switch with neon



GU4001

45A DP cooker control units

(BS 4177)

GU4000	DP cooker control unit & 13A switched socket
GU4001	DP cooker control unit & 13A switched socket with neons
GU4050	Cooker connection unit



GU7090

Shaver socket

(BS EN 61558-2-5 : 1998)

GU7090	115/230V dual voltage shaver socket
--------	-------------------------------------



GU7062

Telephone outlets

(BS EN 41003)

GU7051	Single gang RJ11 outlet
GU7061	Single gang telephone master
GU7062	Single gang telephone secondary



GU7030

Data outlets

(BS EN 41003)

GU7071	Single gang RJ45 outlet (Cat 5e)
GU7072	Twin gang RJ45 outlet (Cat 5e)



GU7081

TV outlets

(BS 3041-where applicable)

GU7010	32A 1 gang DP switch with neon
GU7020	45A 1 gang DP switch
GU7030	45A 1 gang DP switch with neon
GU7040	Twin gang satellite/co-axial

Screened TV outlets

BS 3041-where applicable)

GU7021	Single gang duplex TV/FM
GU7081	Single gang triplex TV/FM/SAT



GU8010

Blank plates & replacement screws

(BS 5733)

GU8010	1 gang blank plate
GU8020	2 gang blank plate
GUMSO	Moulded screw capped covers



GU5014

Euro modular plates

(BS 5733)

GU8050	1 module
GU8060	2 module
GU8080	4 module



Euro Plates & Modules

Euro Plates & Modules

Euro Plates & Modules

The stylish design of the screwless flat plates complement the Ultimate range of accessories and provides the complete installation solution.

The clip in module and plate design combines simplicity with versatility, facilitating selection and installation for both domestic and commercial applications.



Features and benefits

- Euro modules are suitable for all decorative and moulded euro format front plates.
- Flexible system, modules clip straight into the plate from the front for quick and easy installation.
- Euro plates are built to the same high specification as the accessory ranges.
- A choice of high quality plate finishes ensures complete coordination with other fixtures and fittings.
- Euro front plate available in 1, 2 and 4 gang sizes.
- Modules available in black or white to match Ultimate wiring accessory interiors.
- Full range of TV, Radio and satellite modules.
- Single 25x50mm and double 50x50mm module sizes available.



GU2014WH



GUE7081B



GUE7020B



GUE7072W

Euro modular plates

(BS 5733)

GU8450**	1 module screwless
GU8460**	2 module screwless
GU8480**	4 module screwless
GU8050	1 module Ultimate moulded
GU8060	2 module Ultimate moulded
GU8080	4 module Ultimate moulded

Note: Replace ** with suffix code to denote plate finish required.

- SS - Stainless steel
- PN - Pearl Nickel
- PC - Polished chrome
- BN - Black Nickel
- PB - Polished Brass
- PW - White Metal

TV Outlets

GUE7010*	TV/Radio diplexer
GUE7011*	Single IEC coax (female)
GUE7012*	Single IEC coax (male)
GUE7030*	Single F type sat
GUE7040*	TV/Sat diplexer
GUE7081*	TV/FM/Sat triplexer
GUE7082*	TV/FM/Sat 1/Sat 2 quadplexer
GUE7020*	HDMI
GUE7075**	VGA



GUE7000W GUE7001B

Telephone and Data Outlets

GUE7051*	RJ11 modem
GUE7061*	Telephone (BT master)
GUE7062*	Telephone (BT secondary)
GUE7072*	RJ45 CAT6 (not screened)
GUE7071*	RJ45 CAT5E (not screened)
GUE7000*	2 x Phono socket
GUE7001*	2 x Loudspeaker socket

Blank Plate

GUE8010*	Blank module
----------	--------------



GUE7073W

USB Charger

GUE7073*	1A USB Charger
GUE7074*	1A 2 USB Charger

Note: Replace * with suffix code to denote module colour required.

- W - White
- B - Black



Ultimate

Grid



Ultimate Grid

The comprehensive Ultimate Flat Plate grid

system, which includes the Screwless Flat Plate range, has been specifically designed to upgrade from screwed to screwless and bring beauty and style to commercial spaces.

Finishes

- Stainless steel with white or black interiors
- Polished chrome with white or black interiors
- Polished brass with white or black interiors

Features and benefits

- Front loaded switch modules.
- Modules can easily be upgraded without the need to remove the mounting grid.
- 10AX and 20AX fluorescent rated modules.
- Modules available for data, TV and telephone installations.
- Electronic dimmer module available to match cover plates.
- Socket headed plate fixing screws for additional security and reduce plate damage during installation.
- A wide range of pre-printed modules are available for a coordinated appearance.
- Smooth tactile switch action incorporating positive drive switch mechanism.
- Curved, matching metal capped rockers in a choice of white or black interior.
- Metal cappings are included on all modules from switches, to fuse carriers, flex outlets and data modules.
- All cover plates are supplied with appropriate grid frames.

The Ultimate grid system is easy to install, high quality and high performance. With a stylish minimal front plate design, grid plates are available in a wide choice of metal plate finishes and white moulded finish.





GUG03G



GUG09G



GUG101W, GUG102W



GUGBW



GUGINDWR



GUGINDBG

Ultimate white moulded grid	Screwless front plate	
GUG01G	GUGS01G**	1 module
GUG02G	GUGS02G**	2 module - white
GUG03G	GUGS03G**	3 module - white
GUG04G	GUGS04G**	4 module - white
GUG06G	GUGS06G**	6 module - white
GUG08G	GUGS08G**	8 module - white
GUG09G	GUGS09G**	9 module - white
GUG12G	GUGS12G**	12 module
GUG18G	GUGS18G**	18 module - white
GUG24G	GUGS24G**	24 module - white

10AX & 20AX white modules - moulded

(BS 60669-1)

GUG101W	10AX 1 way switch module
GUG102W	10AX 2 way switch module
GUG102RW	10AX 2 way retractive switch module
GUG10IW	10AX intermediate switch module
GUG201W	20AX 1 way switch module
GUG202W	20AX 2 way switch module
GUG2020W	20AX 2 way on and off module
GUG20DPW	20AX DP switch module

Blank modules

GUGBW	White blank module
-------	--------------------

Indicator modules

(BS 5733)

White

GUGINDWG	Green indicator with white surround
GUGINDWO	Orange Indicator with white surround
GUGINDWR	Red indicator with white surround
Black	
GUGINDBG	Green indicator
GUGINDBO	Orange Indicator
GUGINDBR	Red indicator

Note: Replace *** with suffix code to denote finish / interior colour required.

Replace ** with last two digits of suffix code to denote finish required.

- WSS - Stainless steel with white interior
- BSS - Stainless steel with black interior
- WPB - Polished brass with white interior
- BPB - Polished brass with black interior
- WMS - Polished chrome with white interior
- BMS - Polished chrome with black interior



Select required switch module and rocker cap



Snap rocker cap onto module



GUGTELM

10AX & 20AX switch component metal modules

(BS EN 60669-1)

Switch modules - White

GUG101MW	10AX 1 way SP
GUG102MW	10AX 2 way SP
GUG101MW	10AX intermediate SP
GUG201MW	20AX 1 way SP
GUG202MW	20AX 2 way and off SP
GUG202MW	20AX 2 way SP
GUG20DPMW	20AX DP

Switch modules - Black

GUG101MB	10AX 1 way SP
GUG102MB	10AX 2 way SP
GUG101MB	10AX intermediate SP
GUG201MB	20AX 1 way SP
GUG202MB	20AX 2 way and off SP
GUG202MB	20AX 2 way SP
GUG20DPMB	20AX DP

Rocker caps

GUGR**	Plain rocker cap
--------	------------------

6AX & 10AX modules

GUG202OC***	6AX 2 way retractive and centre off
GUG102R***	10AX 2 way retractive SP
GUG102T***	20AX 2 way SP toggle switch
GUG101T***	10AX intermediate toggle

20AX Secret key modules

GUG20DPK***	20A 1 way DP key operated
GUG202K***	20AX 2 way key operated
GUG202KEL***	20AX 2 way key operated marked emergency lighting

Communication modules

(BS EN 3041 where applicable)

GUGTELM***	BT master telephone
GUGTELS***	BT secondary telephone
GUGRJ11***	RJ11 telephone
GUGRJ45***	RJ45 data
GUGCO***	Direct coaxial TV
GUGSAT***	F type satellite

- Full metal surround on all modules
- Easy to fit front locking modules

Note: Replace *** with suffix code to denote finish / interior colour required.

Replace ** with last two digits of suffix code to denote finish required.

- WSS - Stainless steel with white interior
- BSS - Stainless steel with black interior
- WPB - Polished brass with white interior
- BPB - Polished brass with black interior
- WPC - Polished chrome with white interior
- BPC - Polished chrome with black interior
- BBZ - Brushed bronze with black interior (available on request)

		1	2	3	4	6	8	9	12	18	24
Flush											
Mould	White	GUG01G	GUG02G	GUG03G	GUG04G	GUG06G	GUG08G	GUG09G	GUG12G	GUG18G	GUG18G
Screwless	Stainless steel	GUGS01GSS	GUGS02GSS	GUGS03GSS	GUGS04GSS	GUGS06GSS	GUGS08GSS	GUGS09GSS	GUGS12GSS	GUGS18GSS	GUGS24GSS
	Mirror steel	GUGS01GMS	GUGS02GMS	GUGS03GMS	GUGS04GMS	GUGS06GMS	GUGS08GMS	GUGS09GMS	GUGS12GMS	GUGS18GMS	GUGS24GMS
	Polished brass	GUGS01GPB	GUGS02GPB	GUGS03GPB	GUGS04GPB	GUGS06GPB	GUGS08GPB	GUGS09GPB	GUGS12GPB	GUGS18GPB	GUGS24GPB
	Dimensions	88 x 88mm	88 x 88mm	88 x 148mm	88 x 148mm	156 x 156mm	156 x 156mm	216 x 156mm	216 x 156mm	398 x 156mm	398 x 156mm
* Available in brushed bronze finish on request											
Flush Mounting Boxes		1	2	3	4	6	8	9	12	18	24
Mounting Boxes		GBG01	GBG01	GBG02	GBG02	GBG03	GBG03	GBG04F	GBG04F	GBG06F	GBG06F
	Dimensions	76 x 76 x 42mm	76 x 76 x 42mm	136 x 76 x 42mm	136 x 76 x 42mm	136 x 136 x 42mm	136 x 136 x 42mm	193 x 133 x 42mm	193 x 133 x 42mm	374 x 133 x 42mm	374 x 133 x 42mm
Surface		1	2	3	4	6	8	9	12	18	24
Mounting Boxes	Grey	GBG01	GBG01	GBG02	GBG02	GBG03	GBG03	GBG04S	GBG04S	GBG06S	GBG06S
	Silver	GBGS01	GBGS01	GBGS02	GBGS02	GBGS03	GBGS03	GBGS04S	GBGS04S	GBGS06S	GBGS06S
	Dimensions	76 x 76 x 42mm	76 x 76 x 42mm	136 x 76 x 42mm	136 x 76 x 42mm	136 x 136 x 42mm	136 x 136 x 42mm	202 x 136 x 42mm	202 x 136 x 42mm	384 x 136 x 42mm	384 x 136 x 42mm

*All cover plates are supplied with appropriate grid frames

Installation Guide



1. Fit installation box and mounting grid. Pull through cables, cut and strip to length.



2. Terminate each cable to the appropriate switch, (clear terminal markings).




3. Once wired the modules, simply but securely clip into the mounting.



4. Finally after decorating, fit the cover plate.



5. Front plates are available in a choice of 5 finishes - Polished Brass, Mirror Steel, Stainless Steel, Brushed bronze, White Moulded.




Stainless steel Mirror steel Polished brass

10AX & 20AX switch component modules	Module				Plain rocker cap				
Choose module + cap to create following module	10AX 1 way SP	GUG101M*	GUGRSS	GUGRMS	GUGRPB				
	10AX 2 way SP	GUG102M*	GUGRSS	GUGRMS	GUGRPB				
	10AX intermediate SP	GUG10IM*	GUGRSS	GUGRMS	GUGRPB				
	20AX 1 way SP	GUG201M	GUGRSS	GUGRMS	GUGRPB				
	20AX 2 way and off SP	GUG2020M	GUGRSS	GUGRMS	GUGRPB				
	20AX 2 way SP	GUG202M	GUGRSS	GUGRMS	GUGRPB				
	20AX DP	GUG20DPM	GUGRSS	GUGRMS	GUGRPB				
6AX & 10AX modules	Module								
6AX 2 way retractive and centre off	GUG2020C***	GUG2020C***	GUG2020C***	GUG2020C***					
10AX 2 way retractive SP	GUG102R***	GUG102R***	GUG102R***	GUG102R***					
20AX 2 way SP toggle switch	GUG102T***	GUG102T***	GUG102T***	GUG102T***					
10AX intermediate toggle	GUG10IT***	GUG10IT***	GUG10IT***	GUG10IT***					
20AX Secret key modules	Module								
20A 1 way DP key operated	GUG20DPK***	GUG20DPK***	GUG20DPK***	GUG20DPK***					
20AX 2 way key operated	GUG202K***	GUG202K***	GUG202K***	GUG202K***					
20AX 2 way key operated marked emergency lighting	GUG202KEL***	GUG202KEL***	GUG202KEL***	GUG202KEL***					
Communication modules	Module								
Master telephone outlet	GUGTELM***	GUGTELM***	GUGTELM***	GUGTELM***					
Secondary telephone outlet	GUGTELS***	GUGTELS***	GUGTELS***	GUGTELS***					
Single RJ11 data outlet	GUGRJ11***	GUGRJ11***	GUGRJ11***	GUGRJ11***					
Single RJ45 data outlet	GUGRJ45***	GUGRJ45***	GUGRJ45***	GUGRJ45***					
Single TV/FM coaxial	GUGCO***	GUGCO***	GUGCO***	GUGCO***					
Single satellite	GUGSAT***	GUGSAT***	GUGSAT***	GUGSAT***					
Blank modules	Module								
Blank module metal finish		GUGB***	GUGB***	GUGB***					
Blank module plastic	GUGWB								
Indicator modules	Module								
Red neon indicator module	GUGINDWR								
Orange neon indicator module	GUGINDWO								
Green neon indicator module	GUGINDWG								

Note: Replace *** with suffix code to denote module colour required.

- WSS - Stainless steel with white interior
- WMS - Mirror steel with white interior
- WPB - Polished brass with white interior
- BSS - Brushed steel with black interior
- BMS - Mirror steel with black interior
- BPB - Polished brass steel with black interior



Stainless steel Mirror steel Polished brass

Communication modules	Module			
Choose module + cap to create following module	Master telephone outlet	GUGTELMBSS	GUGTELMBMS	GUGTELMBPB
	Secondary telephone outlet	GUGTELSBSS	GUGTELSBMS	GUGTELSBPB
	Single RJ11 data outlet	GUGRJ11BSS	GUGRJ11BMS	GUGRJ11BPB
	Single RJ45 data outlet	GUGRJ45BSS	GUGRJ45BMS	GUGRJ45BPB
	Single TV/FM coaxial	GUGCOBSS	GUGCOBMS	GUGCOBPB
	Single satellite	GUGSATBSS	GUGSATBMS	GUGSATBPB

Blank modules	Module			
Choose module + cap to create following module	Blank module metal finish	GUGBBSS	GUGBBMS	GUGBBPB
	Blank module plastic	GUGBB		

Indicator modules	Module			
Choose module + cap to create following module	Red neon indicator module	GUGINDBR		
	Orange neon indicator module	GUGINDBO		
	Green neon indicator module	GUGINDBG		







Lisse Deco

A master piece for your walls





Lisse

Metal Deco



Lisse

Metal Deco

Curves in all the right places...

Now in an elegant decorative finish.

The smooth, modern lines of Lisse Screwless Deco offer an understated elegance to compliment today's interiors.

Whatever your taste, you can express your personal sense of style in the home down to the finest detail through the comprehensive range of finishes Lisse Screwless Deco has to offer.

- Ideally suited for new construction and refurbishment projects.
- Future-proofed to cater for the latest demands in consumer technology.
- Painting and decorating made easy by the unique screwless design and clipping system.
- Cleverly designed to ensure that product ordering is simple and efficient, with many time and space saving solutions.
- Crafted with your customer in mind, adding bespoke solutions to make a lasting impact.

Simple by design for home and business

Removable screwless cover and reliable clipin system make painting & decorating easier.

Insert around the rocker enhances the rocker shape.

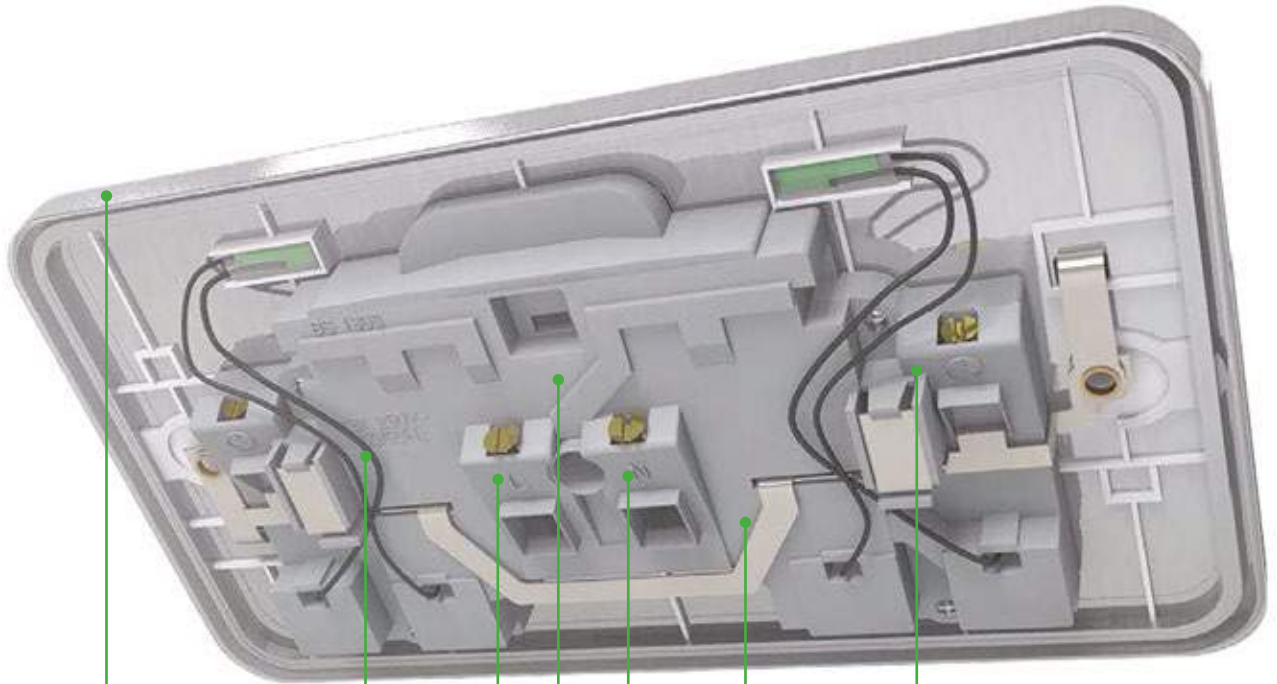
Gently rounded metal rockers to compliment the curved profile.

LED power indicator which provides a robust, efficient and long lasting solution.

Large plate footprint provides extra strength and reduces the need for additional decorating.

Available in a range of 4 stocked and 3 made-to-order metal finishes.





7mm raised edge profile offers easy installation for new builds and retrofits.

Angled terminals for easier access.

Backed out and captive screw terminals to allow for positive drive and speed of installation.

Minimum back projection frees up space in the back box for cabling.

Twin earth terminals on all 2 gang 13A socket outlets, for high integrity earthing.

Light grey back moulding colour for easier terminal identification.

Cable markings on all products with a moulded template to check the wire length.



Stainless steel



Stainless steel



Polished Chrome



Satin Brass



Mocha Bronze



GGBL1012



GGBL1022



GGBL1032

Flush Switches

- Dimensions: 87 x 87 mm (1-2 gang), 87 x 148.5 mm (3-4 gang)
- Fix screws: M3.5 x 25 mm
- BS EN 60669-1

GGBL1012***	1 Gang 2 Way Switch
GGBL1012R***S	10A 1G 2W Retr. Switch
GGBL1014***	10AX 1G Intermediate Switch
GGBL1014***S	10AX 1G Intermediate Switch
GGBL1022***	10AX 2G 2W Switch
GGBL1022***S	10AX 2G 2W Switch
GGBL1032***	3 Gang 2 Way Switch
GGBL1042***	10AX 4G 2W Switch
GGBL1042***S	10AX 4G 2W Switch



GGBL2011



GGBL2011

Double Pole Switches

- Dimensions: 87 x 87 mm
- Fix screws: M3.5 x 25 mm
- BS EN 60669-1

GGBL2010***S	1G 20AX DP Switch
GGBL2011***	20AX DP Switch with LED Ind
GGBL102220***S	20AX 2G 2Way Switch
GGBL2011***S	1G 20AX DP Switch with LED Ind
GGBL4021***	2G 50A DP Switch with LED Ind
GGBL4021***S	2G 50A DP Switch
GGBL1013***	10A 3 Pole Isolator Switch
GGBL1013***S	10A 3 Pole Isolator Switch



GGBL6012C



GGBL6022

Dimmer

GGBL6011C**S	1G 1W Mains 250W Dimmer
GGBL6012C**S	1G 2W Universal 400W/VA Dimmer
GGBL6022C**S	2G 2W Universal 250W/VA Dimmer
GGBL6012L**S	1G 2W Universal 100W/VA LED Dimmer
GGBL6022L**S	2G 2W Universal 100W/VA LED Dimmer
GGBL6032C**S	3G 2W Universal 250W/VA Dimmer
GGBL6042C**S	4G 2W Universal 250W/VA Dimmer

Color Availability



Stainless Steel
WSS



Polished Chrome
WPC



Stainless Steel
BSS



Satin Brass
BSB



Mocha Bronze
BMB

*** Suffix code: Stainless Steel finish available with Black (BSS) or White (WSS) for interiors colors. Polished Chrome finish available in white interior (WPC). Mocha Bronze and Satin Brass finishes available in black interior colors: (BMB / BSB).

* Suffix code: G Mark Approved



GGBL7090



GGBL70042

Hotel Switches

- Dimensions: 87 x 148.5 mm
- Fix screws: M3.5 x 30 mm
- BS EN 61558-2-5
- Dimensions: 87 x 87 mm
- Mounting box: SB351 (F) GGBL9147 (S)
- Fix screws: M3.5 x 25 mm
- BS EN 60950

GGBL7090***S Shaver Socket 115/230V

GGBL70042***S 1G 2 module USB Charger



GGBL3010



GGBL3020

Socket Outlets

- Dimensions: 87 x 87 mm (1 gang), 87 x 148.5 mm (2 gang)
- Fix screws: M3.5 x 25 mm
- BS 1363
- BS 5733 and BS EN 60950

GGBL3010*** 13A Switched Socket

GGBL3010D*** 1G 13A DP Sw Socket

GGBL3011D*** 1G 13A DP Sw Socket w LED Ind

GGBL30102USBA***S 13A Switched Socket w/ USB



GGBL3081



GGBL30102USB

GGBL3020*** 13A Switched Socket w/ USB

GGBL3020D*** 2G 13A DP Sw Socket

GGBL3021D*** 2G 13A DP Sw Socket w LED Ind

GGBL30202USBA***S 2G 13A Sw SO SP with 2USB charger

GGBL3060***S 2G 13A Unswitched Socket

GGBL3060L*** 1G Lockable 13A Socket

GGBL3060L***G 1G Lockable 13A Socket

GGBL3070*** 1G 2A Round Pin Unswitched Socket

GGBL3080*** 5A Unswitched Socket

GGBL3081*** 1G 5A Round Pin Sw Socket

GGBL3090***S 1G 15A Round Pin Sw Socket

GGBL3010D***RDG 1G 13A DP Sw Socket Red Rocker

GGBL3020D***RDG 2G 13A DP Sw Socket Red Rocker



GGBL7010



GGBL7051



GGBL7071



GGBL7072C6

Telecommunication Accessories

- Dimensions: 87 x 87 mm
- Fix screws: M3.5 x 18 mm
- BS EN 41003

GGBL7030***S Satellite Socket F Type - 1 gang

GGBL7010***S TV/FM - 1 gang

GGBL7010*** Data - TV/FM - Single Direct Connection

GGBL7051***S Telephone - 1 gang RJ12

GGBL7020***S TV/FM - Diplex

GGBL7071C5***S Data - 1 gang RJ45 Cat 5e

GGBL7061*** Data - Telephone - Single BT Master

GGBL7061***S Telephone - 1 gang BT Master

GGBL7081***S TV/FM/SAT - Triplex

GGBL7074***S TV/FM/2xSAT - Quadplex

GGBL7072C5***S Data - 2 gang RJ45 Cat 5e

GGBL7072C6***S Data - 2 gang RJ45 Cat 6

GGBL7071C6***S Data - 1 gang RJ45 Cat 6

GGBL7062*** Data - Telephone - Single BT Secondary

GGBL7062***S Telephone - 1 gang BT Secondary

GGBL7081456***S Data - TV/FM/SAT & 1 gang RJ45 Cat6

GGBL707445510***S Data - TV/FM/2xSAT & Cat5 & TV Return

GGBL70746110***S TV/FM/2xSAT & Tel & TV - Quadplex

GGBL707445511***S Data - TV/FM/2xSAT & Cat5 & RJ11/12

GGBL3020D4MP*** Media Plate 2 gang, Quadplex



GGBL8050



GGBL8060



GGBL8080

Euro Plate

- Dimensions: 87 x 87 mm (1-2 gang), 87 x 148.5 mm (4 gang)
- Refer to module for appropriate mounting box depth
- Fix screws: M3.5 x 25 mm

GGBL8050** 1G 1 Module Euro Plate

GGBL8060** 1G 2 Module Euro Plate

GGBL8080** 2G 4 Module Euro Plate



GGBL5003



GGBL5011

Fused Connection Units

- Dimensions: 87 x 87 mm
- Fix screws: M3.5 x 25 mm
- BS 1363
- BS 5733 for GGBL20333

GGBL5000*** 13A Unswitched FCU ***

GGBL5000***S 13A Unswitched FCU ***

GGBL5003*** 13A Unswitched FCU with FO ***

GGBL5003***S 13A Unswitched FCU with FO ***

GGBL5010*** 13A DP Switched FCU ***

GGBL5011*** 13A DP Switched FCU w LED Ind ***

GGBL5013*** 13A DP Switched FCU with FO ***



GGBL4001

Hotel Switches

- Dimensions: 87 x 87 mm (1 gang), 87 x 148.5 mm (2 gang)
- Fix screws: M3.5 x 30 mm
- BS 4177

GGBL4001*** 45A DP Cooker Control Unit w LEDInd ***



GGBL8010



GGBL8020

Accessories

- Dimensions: 87 x 87 mm (1 gang), 87 x 148.5 mm (2 gang)
- Fix screws: M3.5 x 18 mm (blank plates only)
- BS 5733

GGBLSPC1BS 1G Spacer Black

GGBLSPC1S 1G Spacer Wh

GGBLSPC2BS 2G Spacer Black

GGBLSPC2S 2G Spacer Wh

GGBLSHF1GBS LISSE SHELF 1G BLACK

GGBLSHF1GS LISSE SHELF 1G WHITE

GGBLSHF2GBS 2G 13A Socket Surround with Shelf Black

GGBLSHF2GS 2G 13A Socket Surround with Shelf Wh

GGBLSIND LED Status LED Indic. - Red Wh

GGBL8010** 1G Blank Plate

GGBL8020** 2G Blank Plate



GGBLSHF1GBS



GGBLSHF2GBS



GGBL8010



GGBL8010

Grid Plates

GGBL01G*** 1G 1 Module Grid Plate ***

GGBL02G*** 1G 2 Module Grid Plate ***

GGBL03G*** 2G 3 Module Grid Plate ***

GGBL04G*** 2G 4 Module Grid Plate ***

GGBL06G*** 6 Module Grid Plate ***

GGBL08G*** 8 Module Grid Plate ***

GGBL09G*** 9 Module Grid Plate ***

GGBL12G*** 12 Module Grid Plate ***



GGBL8010



GGBL20DPKSS



GGBL102RSB



GGBL201M



GGBLE7004B

Grid Modules

GGBL13FCU***	13A Fuse Carrier Grid Mod ***
GGBL102M	10AX 2W Sw Grid Mod Screwless
GGBL102R**	10A 2W Retr. Sw Grid Mod
GGBL101M	10AX Interm. Sw Grid Module Screwless
GGBL12GB**	12 Module Grid Plate
GGBL13FCUB**	13A Fuse Carrier Grid Mod
GGBL201M	20AX 1W Sw Grid Mod Screwless
GGBL2020M	20AX 2W On/Off Sw Grid Mod Screwless
GGBL202K**	20AX 2W Key Switch Grid Mod
GGBL202M	20AX 2W Switch Grid Mod
GGBL202OC**	10A 2W&Centre Off. Retr. Sw GridMod
GGBL20DPK**	20AX DP Key Switch Grid Mod
GGBL20DPM	20AXDP Switch Grid Mod
GGBL***	Blank Grid Mod
GGBLE7004B	USB Charger Grid Mod Black
GGBLG2011**	20AXDP Switch w LEDInd GridMod
GGBLSR7004B	LSD Grid Shroud Black
GGBLSR7004W	LSD Grid Shroud White





AvatarOn

Let your home tell your story





AvatarOn

Your home, your way



AvatarOn

Home is more than a functional space. It's where you express your personality and style, and celebrate special moments and memories.

Now, with our fully customizable AvatarOn wiring devices, you have even more creative design possibilities to do that. Discover AvatarOn and make your living space as unique as you.



White



Wine Gold



Dark Wood



Metal Gold Hairline



Dark Grey

Fall in love with snappy design

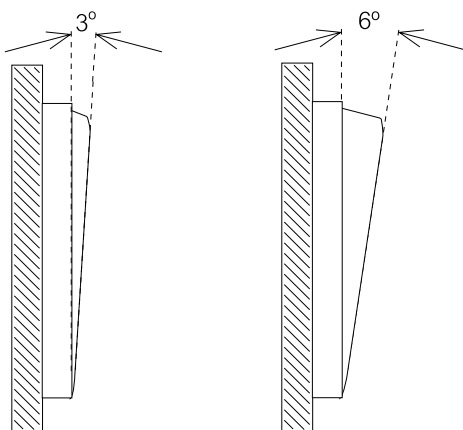


Find your perfect match

Truly innovative and exceptionally stylish – that's AvatarOn.

An exquisite combination of functionality and style, the AvatarOn range features wiring devices for all your home needs and perfectly complements any interior decor.

With their sleek, frameless build, the AvatarOn switches fit snugly to the wall, while the easily changeable, snap-on covers allow for quick customization of the devices' look.



Ingenious technology

Thanks to our patented "Slim Rocker, Sure Click" technology, AvatarOn devices are not only elegantly thin, but also safer and more reliable.



Award-winning design

AvatarOn garnered one of the world's most authoritative and reputable industrial design trophies, the iF Design Award 2017.

Let your imagination run wild

Treat the glossy surface of AvatarOn as your canvas. Choose from an array of finishes to find a cover matching your interior or adorn the device with a favorite pattern or photo.

Design your cover in just a few clicks using a dedicated online order platform.

Your personalized design will then be printed in high-resolution digital technology, ensuring clear details and long-lasting colors.

With the easy-to-mount and customize AvatarOn covers, you can change the look of your devices any time you want, without any hassle.



Designed for ease of personalization, AvatarOn switches have innovative, **customizable covers** that can be removed and mounted with just one hand.

A release indicator makes it easy to fit the cover into place.





Savor the details

More than just a switch

Have you ever struggled to find a switch in the dark? Choose the AvatarOn device with a clever soft LED locator. Unobtrusive by day, the fluorescent white glow indicates the switch's location at night, subtly emphasizing its aesthetics.

Lasting looks

AvatarOn has no elements that are difficult to clean, so your wiring devices will keep both their looks and functionality over time.

The AvatarOn range also features a variety of helpful accessories, including a key holder and a mobile phone stand, designed for everyday convenience.



Multiple-gang frames keep rooms tidy, while comfortably meeting power requirements





E8331L1
E8331L2
E8331L1LED
E8331L2LED



E8332L1
E8332L2
E8332L1LED
E8332L2LED



E8333L1
E8333L2
E8333L1LED
E8333L2LED



E8334L1
E8334L2
E8334L1LED
E8334L2LED



E8331BPL1



E8331PRL1
E8331M



E8332PRL1



E8333PRL1



E8332C



E8331D20N



E8332D20N



E8331D32N



E8331D45N

Flush Switches

•BS EN 60669-1, GB 16915.1

E8331L1 16AX 250V 1 Gang 1 Way Switch

E8331L2 16AX 250V 1 Gang 2 Way Switch

E8331L1LED 16AX 250V 1 Gang 1 Way Switch with LED Indicator

E8331L2LED 16AX 250V 1 Gang 2 Way Switch with LED Indicator

E8332L1 16AX 250V 2 Gang 1 Way Switch

E8332L2 16AX 250V 2 Gang 2 Way Switch

E8332L1LED 16AX 250V 2 Gang 1 Way Switch with LED Indicator

E8332L2LED 16AX 250V 2 Gang 2 Way Switch with LED Indicator

E8333L1 16AX 250V 3 gang 1 Way Switch

E8333L2 16AX 250V 3 gang 2 Way Switch

E8333L1LED 16AX 250V 3 gang 1 Way Switch with LED Indicator

E8333L2LED 16AX 250V 3 gang 2 Way Switch with LED Indicator

E8334L1 16AX 250V 4 Gang 1 Way Switch

E8334L2 16AX 250V 4 Gang 2 Way Switch

E8334L1LED 16AX 250V 4 Gang 1 Way Switch with LED Indicator

E8334L2LED 16AX 250V 4 Gang 2 Way Switch with LED Indicator

E8331BPL1 10A 250V Doorbell Switch

E8331PRL1 4A 250V 1 Gang Retractive Switch

E8332PRL1 4A 250V 2 Gang Retractive Switch

E8333PRL1 4A 250V 3 gang Retractive Switch

E8331M 16AX 250V 1 Gang Intermediate Switch

E8332C 10A 250V 2 Gang Mechanical Curtain Switch

E8331D20N 20A 1 Gang Double Pole Switch with LED

E8332D20N 20A 2 Gang Double Pole Switch with LED

E8331D32N 32A 1 Gang Double Pole Switchwith LED

E8331D45N 45A 1 Gang Double Pole Switch with LED

Color Availability



White
(WE)



Wine Gold
(WG)



Dark Wood
(WD)



Metal Gold
Hairline
(GH)



Dark grey
(DG)

* Add suffix to part number

_WE

_WG*

_WD*

_GH*

_DG*

* Standard colours may not be available to all range of models, including switches and sockets. Please refer to sales team for more information



E8331KPB



E8331RD250

Electrical Switches

- BS 5733, IEC 60870, IEC 60669-2-1

E8331KPB	Panic Button with Key Reset
E8331RD250	250W 1 Gang Dimmer Switch



E8315
E8315N



E83426



E83T25
E83T25N

Socket Outlets

- BS 1363, BS 546, IEC 60950-1, UL 498, UL 1310, UL 94

E8315	13A 250V 1 Gang Switched Socket
-------	---------------------------------

E8315N	13A 250V 1 Gang Switched Socket With LED
--------	--

E83426	13A 250V 1 Gang Socket
--------	------------------------

E83T25	13A 250V Twin Gang Switched Socket
--------	------------------------------------

E83T25N	13A 250V Twin Gang Switched Socket With LED
---------	---

E83T426	13A 250V Twin Gang Socket
---------	---------------------------

E8315_15	15A 250V 1 Gang Switched Socket
----------	---------------------------------

E8315_15N	15A 250V 1 Gang Switched Socket With LED
-----------	--

E83311USB	2 ports Max 2.1A USB Charger
-----------	------------------------------

E8315USB	13A 250V SW Skt w 2.1A USB Charger
----------	------------------------------------

E83T25ACUSB	13A Twin Gang Switched socket with USB A + USB C
-------------	--

E8332USB	2 Gang 2.1A USB Wall Charger
----------	------------------------------



E83T426



E8315_15
E8315_15N



E83311USB



E8315USB



E83T25ACUSB



E8332USB

Hotel Switches

- BS EN 60669-1, IEC 60884-1, IEC 60669-2-1, BS EN 61558-2-5, IEC 60884-2-3

E8332DMS	16AX 2 Gang Switch with "Please Clean Up" and "Do Not Disturb" Symbols.
----------	---

E8331BPDMW	250V 10A Doorbell Switch and "Privacy", "Please Clean Up", and "Wait" Symbols
------------	---

E8333DMWS	E8333DMWS 16AX3 Gang Switch PCU, DND, PWSym
-----------	---

E83426TS	16A 250V 1G International Socket
----------	----------------------------------

E8331EKT	250V 16A Energy-Saving Keycard For Switch with Delay Function
----------	---

E83T727V	115V/240V Shaver Socket (Vertical Installation)
----------	---

E8315TS	16A 250V 1 Gang Switched International Socket
---------	---

E8342616USB	1G International Socket with twin USB A
-------------	---



E8331BPDMW



E8333DMWS



E83T727V



E8331EKT



E83426TS



E8342616USB

Color Availability



White
(WE)



Wine Gold
(WG)



Dark Wood
(WD)



Metal Gold
Hairline
(GH)



Dark grey
(DG)

* Add suffix to part number

_WE

_WG*

_WD*

_GH*

_DG*

* Standard colours may not be available to all range of models, including switches and sockets. Please refer to sales team for more information



E8331TV



E8332TV



E8332TVRJS5
E8332TVRJS6
E8332TVFRJS5



E8332RJS4
E8332RJS5
E8332RJS6
E8332TDRJS5



E8331RJS4
E8331RJS5
E8331RJS6



E8331VC

Telecommunication Accessories

• BS 5733, IEC 60670, ASTMD4566-98

E8331TV 1 Gang Co-Axial TV Socket (Through Connection Type)

E8332TV 2 Gang Co-Axial TV Socket (Through Connection Type)

E8331RJS4 1 Gang Telephone Socket, Keystone on Shuttered Wallplate

E8331RJS5 1 Gang Cat 5e Data Socket with Shutter

E8331RJS6 1 Gang Cat 6 Data Socket with Shutter

E8332RJS4 2 Gang Telephone Socket, Keystone on Shuttered Wallplate

E8332RJS5 2 Gang Cat 5e Data Socket with Shutter

E8332RJS6 2 Gang Cat 6 Data Socket with Shutter

E8332TDRJS5 1 Gang Telephone + 1 Gang Cat 5e Data Outlet Shuttered

E8332TVRJS5 1 Gang TV Co-Axial + 1 Gang Cat 5e Data Outlet Shuttered

E8332TVRJS6 1 Gang TV Co-Axial + 1 Gang Cat 6 Data Outlet Shuttered

E8332TVFRJS5 1 Gang F Type Screw Connector Socket, (Eg. Astro) + 1 gang Cat 5e Shuttered

E8332HDUSB 1 Gang HDMI + 1 Gang USB Socket (Non charging)

E8332HD15PH VGA + Mini Audio

E8331RCA_S RCA/S-Video Socket

E8331TVM 1G TV SOCKET MASTER 75Ohm 5-860MHZ

E8331TVS 1G TV SOCKET SLAVE 75Ohm 5-860MHZ

E8331RJS 1G S Keystone Wallplate (w/o Mod)

E8332RJS 2 Gang S Keystone Wallplate (w/o Mod)

E8332TVFMM 2 Gang TV Master/FMSocket

E8332TVRJS 2 Gang TV+S Keystone Wallplate (w/o Mod)

E8332HDHD 2 Gang HDMI , Keystone on Wallplate

E8332HDRJS5 2 gang HDMI + RJ45 Data Cat 5e Shuttered

E8331SC Speaker Connection, One Pair

E8332SC Speaker Connection, Two Pair

E8331VC 5W, 8 Ohm Volume Switch

Color Availability



White
(WE)



Wine Gold
(WG)



Dark Wood
(WD)



Metal Gold
Hairline
(GH)



Dark grey
(DG)

* Add suffix to part number

_WE

_WG*

_WD*

_GH*

_DG*

* Standard colours may not be available to all range of models, including switches and sockets. Please refer to sales team for more information



E8330X



E8330TX



E8331KH



E8333KH



E8331_26
E8331_36



E8331_46



E8330FSG



E8331DFSGN



E8331TB



E83554

Accessories

• BS 5733

E8330X	1 Gang Blank Plate
E8330TX	Twin Gang Blank Plate
E8331	1 Gang Switch Cover
E8332	2 Gang Switch Cover
E8333	3 Gang Switch Cover
E8334	4 Gang Switch Cover
E8331KH	1 Gang Switch Cover With Keyholder
E8333KH	3 Gang Switch Cover With Keyholder
E8315C	13A 1 Gang Switched Socket Cover
E8331_26	2G Back frame
E8331_36	3G Back Frame
E8331_46	4G Back Frame
E83426C	13A 1 Gang Socket Cover
E83T426C	13A 250V 2 Gang SktCover
E83T25C	13A Twin Gang Switched Socket Cover

Connection and Control Units

• BS 1363, BS 5733

E8330FSG	13A 250V 1G Fused Con Unit
E8330FSGN	13A 250V 1G Fused Con Unit w Neon
E8331DFSGN	13A 250V 1G Fused Con w DP Sw&Neon
E8331TB	25A 250V 1G Conn Unit
E83554	45A 250V 1G Conn Unit

Color Availability



White
(WE)



Wine Gold
(WG)



Dark Wood
(WD)



Metal Gold
Hairline
(GH)



Dark grey
(DG)

* Add suffix to part number

_WE

_WG*

_WD*

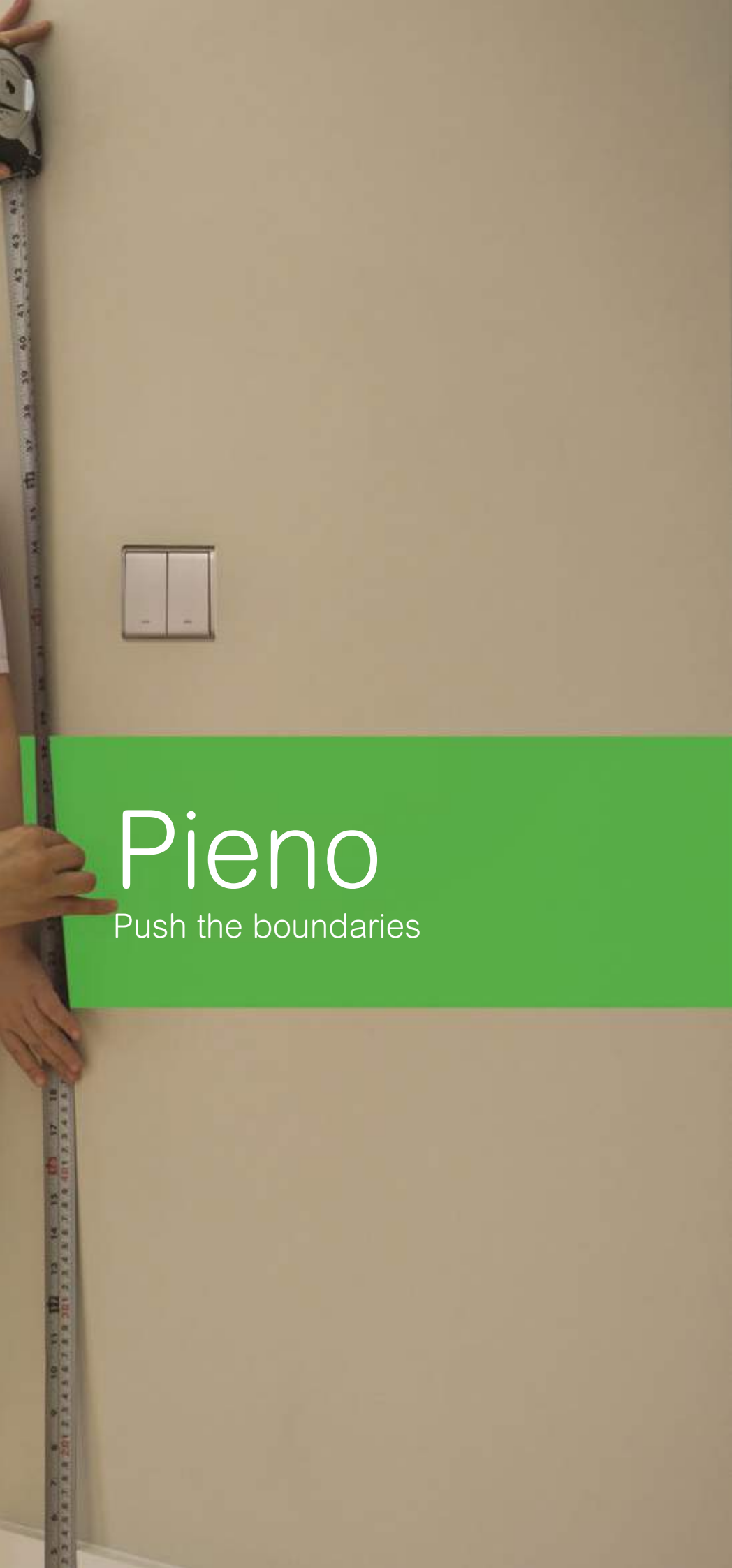
_GH*

_DG*

* Standard colours may not be available to all range of models, including switches and sockets. Please refer to sales team for more information



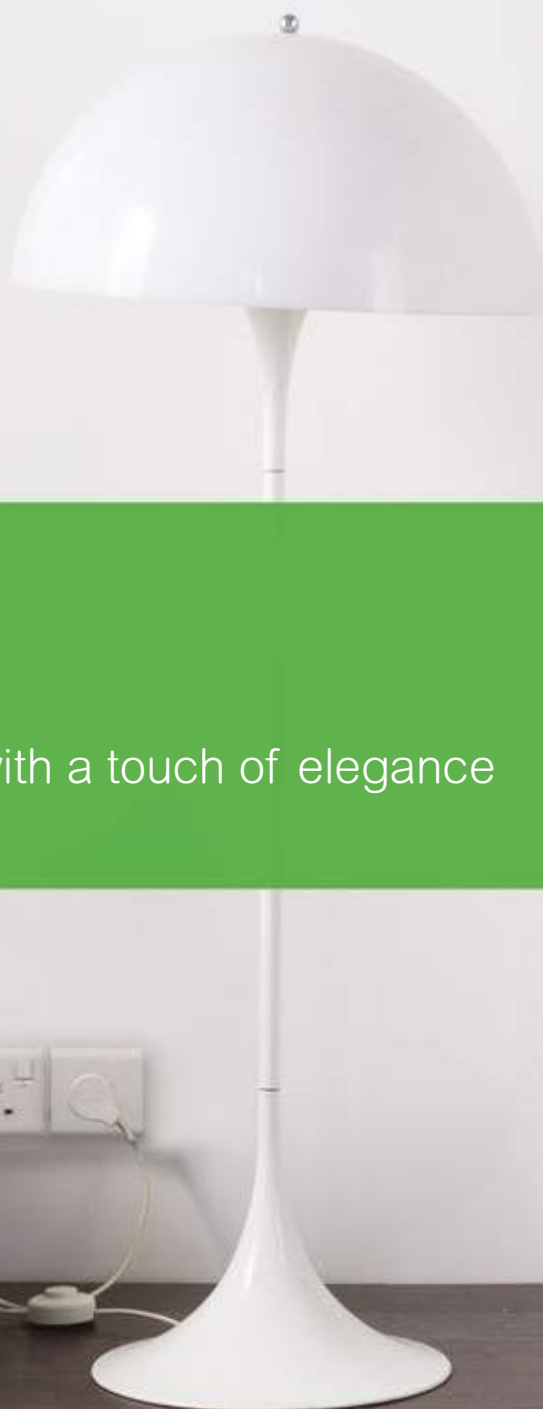




Pieno

Push the boundaries





Pieno

Practical design with a touch of elegance



Pieno

Uncluttered design with a distinctive jumbo dolly and an overall slim profile, Pieno has pushed the boundaries of the switch design paradigm. Each dolly fills its space, reaching the edges like no other. The maximized space of the integrated faceplate has enlightened the clean and clutter-free design, and seamlessly fits in to any space.

Bold straight lines accented by small curves bring sleekness to the muscular design language. Pieno is yet another switch to aspire to among the wide spectrum of Schneider Electric's design excellence.

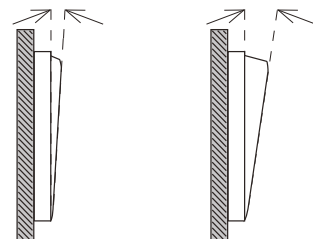


Finishes

- White
- Wine Gold
- Aluminium Silver
- Matt Black

Features and benefits

- Uncluttered design with distinctive jumbo dolly
- Slim profile
- Hotel solutions available in the same finishes
- SS Mechanism Technology allows for a 3-degree short throw switching angle and flutter-free switching
- PerfectFace Technology allows for perfect rocker alignment





E8231L1F20 E8231L2F20 E8232L1F20 E8232L2F20 E8233L1F20 E8233L2F20 E8234L1F E8234L2F



E8231L1N20 E8232L1N20 E8233L1N20 E8234L1N



E8231L1N20 E8231MF



E8232RD450 E8232V450F E8231CF



E8231ETR60 E8231ETPE / E8231ETPE4



E8231D20N E8231D32N E8231D45N



E8231PRL1F E8232PRL1F E8233PRL1F



E8231KPB

Flush Switches

Confirms to IEC 60669-1

E8231L1F20	16AX/20A 250V 1 Gang 1 Way Switch with Fluorescent Locator
E8232L1F20	16AX/20A 250V 2 Gang 1 Way Switch with Fluorescent Locator
E8233L1F20	16AX/20A 250V 3 Gang 1 Way Switch with Fluorescent Locator
E8234L1F	10AX 250V 4 Gang 1 Way Switch with Fluorescent Locator
E8231L2F20	16AX/20A 250V 1 Gang 2 Way Switch with Fluorescent Locator
E8232L2F20	16AX/20A 250V 2 Gang 2 Way Switch with Fluorescent Locator
E8233L2F20	16AX/20A 250V 3 Gang 2 Way Switch with Fluorescent Locator
E8234L2F	10AX 250V 4 Gang 2 Way Switch with Fluorescent Locator
E8231L1N20	16AX/20A 250V 1 Gang 1 Way Switch with Neon
E8232L1N20	16AX/20A 250V 2 Gang 1 Way Switch with Neon
E8233L1N20	16AX/20A 250V 3 Gang 1 Way Switch with Neon
E8234L1N	10AX 250V 4 Gang 1 Way Switch with Neon
E8231BPL1	10A 250V 1 Gang Bell Press Switch with Fluorescent Locator
E8231MF	16AX 250V 1 Gang Intermediate Switch with Fluorescent Locator

Dimmer Switch, Fan Control Switch, Curtain Switch

Confirms to IEC 60669-1

E8232RD450	450VA 250V 1 Gang Dimmer with Switch
E8232V450F	250V 400VA Fan Controller with Switch
E8231CF	10A Mechanical Curtain Switch with Fluorescent Locator

Time Delay Switches

E8231ETR60	200VA Electronic Time Delay Switch (1-60 Minutes Adjustable)
E8231ETPE	200VA Sound Activated Switch with Off Delay, 2 Wire
E8231ETPE4	200VA Sound Activated Switch with Off Delay, 4 Wire

Double Pole Switches

Confirms to IEC 60669-1

E8231D20N	20A 250V 1 Gang Double Pole Switch with Neon
E8232D20N	20A 250V 2 Gang Double Pole Switch with Neon
E8231D32N	32A 250V 1 Gang Double Pole Switch with Neon
E8231D45N	45A 250V 1 Gang Double Pole Switch with Neon

Momentary Switches

Confirms to IEC 60669-1

E8231PRL1F	10A 250V 1 Gang Momentary Switch with Fluorescent Locator
E8232PRL1F	10A 250V 2 Gang Momentary Switch with Fluorescent Locator
E8233PRL1F	10A 250V 3 Gang Momentary Switch with Fluorescent Locator

Panic Button

E8231KPB	Panic Button with Key Reset
----------	-----------------------------

Note: Add suffix to part number
 _AS_G1: Aluminium Silver
 _MB_G1: Matt Black
 _WG_G1: Wine Gold



E82426



E8215



E8215N
E8215DN



E82T426



E82T25



E82T25N
E82T25DN



E82T25DRC_WE



E82426_5



E82426_15



E8215_15N



E8231TB



E82T15D45N



E8230FSG



E8230FSGN



E8231DFSGN



E8242616USB

Socket Outlets

Confirms to BS 1363

E82426	13A 250V 1 Gang Socket
E8215	13A 250V 1 Gang Switched Socket
E8215N	13A 250V 1 Gang Switched Socket with Neon
E8215N_RD	13A 250V 1 Gang Switched Socket with Neon, Full Red
E82T426	13A 250V Twin Gang Socket
E82T25	13A 250V Twin Gang Switched Socket
E82T25N	13A 250V Twin Gang Switched Socket with Neon
E8215D	13A 250V 1 Gang Double Pole Switched socket - Dual Earth
E82T25D	13A 250V Twin Gang Double Pole Switched Socket - Dual Earth
E8215DN	13A 250V 1 Gang Double Pole Switched Socket with Neon and Dual Earth Terminal
E82T25DN	13A 250V Twin Gang Double Pole Switched Socket with Neon and Dual Earth Terminal
E8215DRC_WE	13A 250V 1 Gang Double Pole Switched RCD Socket, White
E82T25DRC_WE	13A 250V Twin Gang Double Pole Switched RCD Socket, White

Confirms to BS 546

E82426_5	5A 250V 1 Gang 3 Round Pin Socket
E8215_5N	5A 250V 1 Gang 3 Round Pin Switched Socket with Neon
E8215_5N_RD	5A 250V 1 Gang 3 Round Pin Switched Socket with Neon, Full Red
E82426_15	15A 250V 1 Gang 3 Round Pin Socket
E8215_15	15A 250V 1 Gang 3 Round Pin Switched Socket
E8215_15N	15A 250V 1 Gang 3 Round Pin Switched Socket with Neon
E8215_15N_RD	15A 250V 1 Gang 3 Round Pin Switched Socket with Neon, Full Red

Confirms to BS 5733

E8215_US	10A 250V 1 Gang Switched Universal Socket
E82426_16S	16A 250V 1 Gang Schuko Socket (Confirms to IEC 60884-1)

Connection and Control Units

Confirms to BS 5733

E8231TB	25A 250V 1 Gang Connection Unit
E82554	45A 250V 1 Gang Connection Unit
E82T15D45N	45A 250V Double Pole Switch with Neon + 13A Switched Socket with Neon

Flush Connection Units

Confirms to BS 1363 Part 4

E8230FSG	13A 250V 1 Gang Fused Connection Unit
E8230FSGN	13A 250V 1 Gang Fused Connection Unit with Neon
E8231DFSGN	13A 250V 1 Gang Fused Connection Unit with Double Pole Switch and Neon

International Socket

E8442616IS_C15006	16A 1 Gang International Socket White
E8442616IS_C15006A	16A 1 Gang International Socket AS
E8442616IS_C15006B	16A 1 Gang International Socket MB
E8442616IS_C15006C	16A 1 Gang International Socket WG
E8242616USB	1 Gang International Socket with Twin USB A

Note: Add suffix to part number

_AS_G1: Aluminium Silver

_MB_G1: Matt Black

_WG_G1: Wine Gold



E8231TV
E8231TVM
E8231TVS

E8231TVMF
E8231TVSF

E8232TV

E8232TVF



E8231TVF

E8232TVFMM

E8233SMATV



E8232TVRJS

E8232TVFRJS
E8232TVFRJS_5

E8231RJS
E8231RJS4
E8231RJS_5

E8232RJS
E8232RJS4
E8232RJS_5



E8231VC_5

E8231SC

E8232SC

E8231RCA_S



E8233RGB

E8232HD15PH

E8232HDUSB



E8231USB

E8232USB_WG_G1



E8215USB

E8215USB

Telecommunication Accessories

Confirms to IEC 60669-1

E8231TVM	1 Gang TV Socket Master, 75 Ω , 5-860MHz
E8231TVS	1 Gang TV Socket Slave, 75 Ω , 5-860MHz
E8231TV	1 Gang TV Socket, 75 Ω , Through-Connection
E8232TV	2 Gang TV Socket, 75 Ω , Through-Connection
E8231TVMF	1 Gang TV Socket Master, 5-1000 MHz, F Connection
E8231TVSF	1 Gang TV Socket Slave, 5-1000 MHz, F Connection
E8231TVF	1 Gang CATV Socket
E8232TVF	2 Gang TV Socket, F Connection
E8232TVFMM	2 Gang TV Master/FM Socket
E8232TVRJS	1 Gang TV + RJ45 Data Outlet, Keystone on Shuttered Wallplate (without Module)
E8232TVFRJS	1 Gang TV F Connection + RJ45 Data Outlet, Keystone on Shuttered Wallplate (without Module)
E8231RJS	1 Gang Shuttered Keystone Wallplate (without Module)
E8232RJS	2 Gang Shuttered Keystone Wallplate (without Module)
E8231RJS4	1 Gang Telephone Socket, Keystone on Shuttered Wallplate
E8232RJS4	2 Gang Telephone Socket, Keystone on Shuttered Wallplate
E8231RJS_5	1 Gang RJ45 Data Outlet, Category 5e, Keystone on Shuttered Wallplate
E8232RJS_5	2 Gang RJ45 Data Outlet, Category 5e, Keystone on Shuttered Wallplate
E8231VC_5	5W Volume control, 8 Ω
E8231SC	Speaker Connection, One Pair
E8232SC	Speaker Connection, Two Pairs
E8231RCA_S	RCA and S-Video Socket
E8233RGB	Component Video Socket
E8232HD15PH	VGA and Mini Audio Socket
E8232HDUSB	HDMI and USB Socket

USB Socket

E8231USB	1 Gang 2.1A USB socket
E8232USB	2 Gang 2.1A USB socket

USB Socket

E8215USB	13A single switched socket with 2x2.1A USB
E8215USB	Twin Gang Switched Socket with Twin USB A

Note: Add suffix to part number
 _AS_G1: Aluminium Silver
 _MB_G1: Matt Black
 _WG_G1: Wine Gold



E8231DMW



E8231BPDMW



E8231DS



E8231WS



E8231CS



E8233DMWS



E8231EKT



E82T727H



E82T727V



E8230X



E8230TX



E8231X



E8232X



E8290FLW

Hotel Accessories

Confirms to IEC 60669-1

E8231DS	16AX 1 Gang Switch with Neon with "Privacy" Symbol
E8231WS	16AX 1 Gang Switch with Neon with "Please Wait" Symbol
E8231CS	16AX 1 Gang Switch with Neon with "Please Clean Up" Symbol
E8233DMWS*	16AX 3 Gang Switch with Neon with "Privacy", "Please Clean Up" & "Please Wait" Symbols
E8231EKT	16A 250V Electronic Key Card Switch with Time Delay
E8231BPDMW*	10A 250V 1 Gang Bell Switch with Illuminated "Privacy", "Please Clean Up" & "Please Wait" Symbols
E8231DS	16AX 1 Gang Switch with Neon with "Privacy" Symbol
E8231WS	16AX 1 Gang Switch with Neon with "Please Wait" Symbol
E8231CS	16AX 1 Gang Switch with Neon with "Please Clean Up" Symbol

* Please refer to page 99 for Wiring Diagram

Confirms to BS 5733

E8231DMW	250V Illuminated "Privacy", "Please Clean Up" & "Please Wait" Symbols
----------	---

* Please refer to page 99 for Wiring Diagram - Remove the bell connection

Confirms to BS EN 61558-2-5

E82T727H	115V/240V Universal Shaver Unit, Horizontal
E82T727V	115V/240V Universal Shaver Unit, Vertical

Flush Plates and Accessories

Confirms to BS 5733

E8230X	1 Gang Blank Plate
E8230TX	Twin Gang Blank Plate
E8231X	1 Gang Blank Plate with 30M Hole
E8232X	2 Gang Blank Plate with 30M Hole

Night Foot Lamp

Confirms to BS 5733

E8290FLW	Night Foot Lamp with LED Illumination
----------	---------------------------------------

Note: Add suffix to part number

_AS_G1: Aluminium Silver

_MB_G1: Matt Black

_WG_G1: Wine Gold



Vivace

Feel the colours of life





Vivace


Add the Bauhaus expression

Vivace

Finishes



Aluminium Silver



White

A slim, trim profile, pleasing to the eye, clean and refined, the Vivace is a switch and socket set that perfectly complements the modern lifestyle. Every piece in this robustly constructed range expresses a pleasing form following function.

Unmarred by visible fastenings, the sleek clean lines of Vivace present a modern refined touch of style to almost any interior.

Surrounds



Electric Blue



Gun Metal



Rosa



Bronzo



Pastel Green



Steel Grey



KB31/1, KB31

KB32/1, KB32

KB33/1, KB33



KB34/1, KB34



KB31BPB



KB31RD400

KB31RF250



KB31D20NE

KB31DR45N

KB32D20NE

Flush Switches

Surround

• (Confirms to : IEC60669-1)

KB31R_1	16AX 250V 1 gang 1 Way Switch	KB-01*
KB31R	16AX 250V 1 gang 2 Way Switch	KB-01*
KB32R_1	16AX 250V 1 gang 1 Way Switch	KB-01*
KB32R	16AX 250V 1 gang 2 Way Switch	KB-01*
KB33R_1	16AX 250V 3 gang 1 Way Switch	KB-01*
KB33R	16AX 250V 3 gang 2 Way Switch	KB-01*
KB34/1	16AX 250V 4 gang 1 Way Switch	KB-03*
KB34	16AX 250V 4 gang 2 Way Switch	KB-03*
KB31A	10AX 250V Intermediate Switch	KB-03*

Bell Press Switch

Surround

• (Confirms to : IEC60669-1)

KB31BPB	10A 250V 1G Bell Press Switch with marking	KB-01*
KB32BP	10A 250V 2G Press Switch without marking	KB-01*
KB31BP_WE	10A 250V 1G Bell Press Switch without marking	KB-01*

Light Dimmer & Fan Controller

Surround

KB31RD400	1 gang 400W Light Dimmer	KB-01*
KB31V1000	1 gang 1000W Light Dimmer	KB-01*
KB31RF250	1 gang 250VA Fan Speed Controller	KB-01*

Double Pole Switches

Surround

• (Confirms to : IEC60669-1)

KB31D20NER	20A 250V 1 gang Double Pole Switch with Neon and Earth	KB-01*
KB31D20NER/2	20A 250V 1 gang 2 Way Double Pole Switch with Neon and Earth	KB-01*
KB32D20NER	20A 250V 2 gang Double Pole Switch with Neon and Earth	KB-01*
KB31DR45N	45A 250V Double Pole Switch with Neon	KB-01*
KBT31VDR45N	45A 250V Twin gang Vertical Double Pole Switch with Neon	KB-01*

Note:

- For Aluminium Silver finish, add _AS to Part No.
- *Colour surrounds to be ordered separately. Add below colour references to surround prefixes:
 _GR for Pastel Green
 _RO for Rosa
 _SG for Steel Grey
 _GM for Gun Metal
 _BR for Bronzo
 _BL for Electric Blue



KB15



KB25



KB15N



KB25N



KB15D



KB25D




KB426



KBT426



KB15LN,
KB15LDN



KB25LN, KB25LDN



KB413S



KB113LS



KB113LSN



KB426/15



KB15/15N



KB426/16S



KB426-16S

Socket Outlets

Surround

• (Confirms to : BS 1363-2)

KB15	13A 250V 1 gang Switched Socket	KB-02*
KB15N	13A 250V 1 gang Switched Socket with Neon	KB-02*
KB25	13A 250V Twin gang Switched Socket	KB-04*
KB25N	13A 250V Twin gang Switched Socket with Neon	KB-04*
KB15/5	5A 250V 1 gang Switched Socket (BS 546)	KB-02*
KB15D	13A 250V 1 gang Double Pole Switched Socket (Twin Earth)	
KB25D	13A 250V Twin gang Double Pole Switched Socket (Twin Earth)	
KB426	13A 250V 1 gang Socket (BS 1363-2)	KB-01*
KBT426	13A 250V 2 gang Socket (BS 1363-2)	KB-03*

• (Confirms to : BS 1363 - 2)

KB15L	13A 250V 1 gang Large Dolly Switched Socket	KB-01*
KB15LN	13A 250V 1 gang Large Dolly Switched Socket with Neon	KB-01*
KB15LDN	13A 250V 1 gang Double Pole Large Dolly Switched Socket with Neon (twin earth terminal)	KB-01*
KB25L	13A 250V Twin gang Large Dolly Switched Socket	KB-03*
KB25LN	13A 250V Twin gang Large Dolly Switched Socket with Neon	KB-03*
KB25LDN	13A 250V Twin gang Double Pole Large Dolly Switched Socket with Neon (twin earth terminal)	KB-03*

• (Confirms to : BS 5733)

KB413S	13A 250V 1 gang 3 Pin Universal Socket	KB-01*
KB113LS	13A 250V 1 gang 3 Pin Switched Universal Socket	KB-01*
KB113LSN	13A 250V 1 gang 3 Pin Switched Universal Socket with Neon	KB-01*

• (Confirms to : BS 546 Part 2)

KB426/15	15A 250V 1 gang Socket	KB-01*
KB15/15N	15A 250V 1 gang Switched Socket with Neon	KB-02*
KB15/15	15A 250V 1 gang Switched Socket	KB-02*
KB426/16S	16A 250V 1 gang Schuko Socket with Shutter	KB-0*

• (Confirms to : BS 5733 : 1995, BS 1363)

KBT426/16S	16A 250V Twin gang Schuko Socket with Shutter	KB-03*
KBT426-16S	13A 250V 1 gang Socket & 16A 250V 1 Gang Schuko Socket with Shutter	KB-03*

Note:

- For Aluminium Silver finish, add _AS to Part No.
- *Colour surrounds to be ordered separately. Add below colour references to surround prefixes:
 _GR for Pastel Green
 _RO for Rosa
 _SG for Steel Grey
 _GM for Gun Metal
 _BR for Bronzo
 _BL for Electric Blue



KB31TB



KB30FSG



KB30NFSG



KB31DFSG



KB31DNFSG

Connection and Control Units

Surround

- (Confirms to : BS 5733)

KB31TB	25A 250V Connection Unit	KB-01*
KBT15D45N	45A 250V Cooker Control Unit	KB-04*

Fused Connection Units

Surround

- (Confirms to : BS 1363 Part 4)

KB30FSG	13A 250V Fused Connection Unit	KB-01*
KB30NFSG	13A 250V Fused Connection Unit with Neon	KB-01*
KB31DFSG	13A 250V Switched Fused Connection Unit	KB-02*
KB31DNFSG	13A 250V Switched Fused Connection Unit with Neon	KB-02*

Note:

- For Aluminium Silver finish, add _AS to Part No.
- *Colour surrounds to be ordered separately. Add below colour references to surround prefixes:
 _GR for Pastel Green
 _RO for Rosa
 _SG for Steel Grey
 _GM for Gun Metal
 _BR for Bronzo
 _BL for Electric Blue



KB32TS



KB31TV



KB32TV



KB31TVF



KB31RJ5E,
KB31RJ6



KB32RJ5E,
KB32RJ6



KB32TS/RJ5E



KB31BD



KB31BD/C



KBT727V



KB31EKT



KB32SDC_WE



KB30



KBT30



KB31USB



KB32USB_AS



KB15USB



KB42616USB

Telecommunication Accessories

Surround

• (Confirms to : IEC60669-1)

KB31TS	1 gang Telephone Outlet with Shutter	KB-01*
KB32TS	2 gang Telephone Outlet with Shutter	KB-01*
KB406/1M	1 gang BT Master	KB-01*
KB406/1S	1 gang BT Slave	KB-01*
KB31TV	1 gang TV Co-Axial Outlet	KB-01*
KB32TV	2 gang TV Co-Axial Outlet	KB-01*
KB32TVFM	2 gang TV and FM Outlet	KB-01*
KBT32TV/TVF	1 gang TV Co-Axial Outlet + 1 gang TVF Socket	KB-01*
KB31TVF	1 gang Cable TVF Connector	KB-01*
KBT30TVFM	Twin gang SCV TV/FM Outlet	KB-03*
KB33SMATV	TV-FM Satellite Outlet	KB-02*
KB31RJ5E	1 gang Category 5e Data Outlet with Shutter	KB-01*
KB32RJ5E	2 gang Category 5e Data Outlet with Shutter	KB-01*
KB31RJ6	1 gang Category 6 Data Outlet with Shutter	KB-01*
KB32RJ6	2 gang Category 6 Data Outlet with Shutter	KB-01*
KB32TS/RJ5E	1 gang Telephone Outlet +1 Gang Category 5e Data Outlet with Shutter	KB-01*
KB31RJK	1 gang Face plate for keystone jack	KB-01*
KB32RJK	2 gang Face plate for keystone jack	KB-01*

Hotel Accessories

Surround

• (Designed to: IEC 60669-1 : 2000)

KB31BD	Do Not Disturb with Bell Press (Outside panel)	KB-01*
KB31BD/C	Do Not Disturb and Clean Up Room with Bell Press (Outside panel)	KB-01*
KB32SDC_WE	DND & Make Up Room Switch with symbols (Inside panel)	KB-01*
KB31EKT	Hotel Key Card	N/A
KBT727V	115/240V Shaver Unit (Designed to : BSEN 61558-2-5)	K86-06*

Flush Plates and Accessories

Surround

• (Confirms to: 5753 : 1995)

KB30	1 gang Blank Plate	KB-01*
KBT30	Twin gang Blank Plate	KB-03*

Standards:

TV/FM Sockets: BS3041 where applicable

Telephone/Data Sockets: ISO / IEC 1180 / Ed2 2002, ANSI / TIA / EIA-568-B-2-1

USB Socket

Surround

• (Confirms to: 5753 : 1995)

KB31USB	1 gang 2.1A USB Socket	KB-01*
KB32USB	2 gang 2.1A USB Socket	KB-03*

USB Socket

Surround

KB15USB	13A single switched socket with 2x2.1A USB	KB-03*
KB42616USB	1 Gang International Socket with Twin USB A	

Note:

• For Aluminium Silver finish, add _AS to Part No.

• *Colour surrounds to be ordered separately. Add below colour references to surround prefixes:

_GR for Pastel Green

_RO for Rosa

_SG for Steel Grey


_GM for Gun Metal

_BR for Bronzo

_BL for Electric Blue



Lisse White Moulded





Lisse

White Moulded



The Lisse White Moulded range of wiring accessories offers

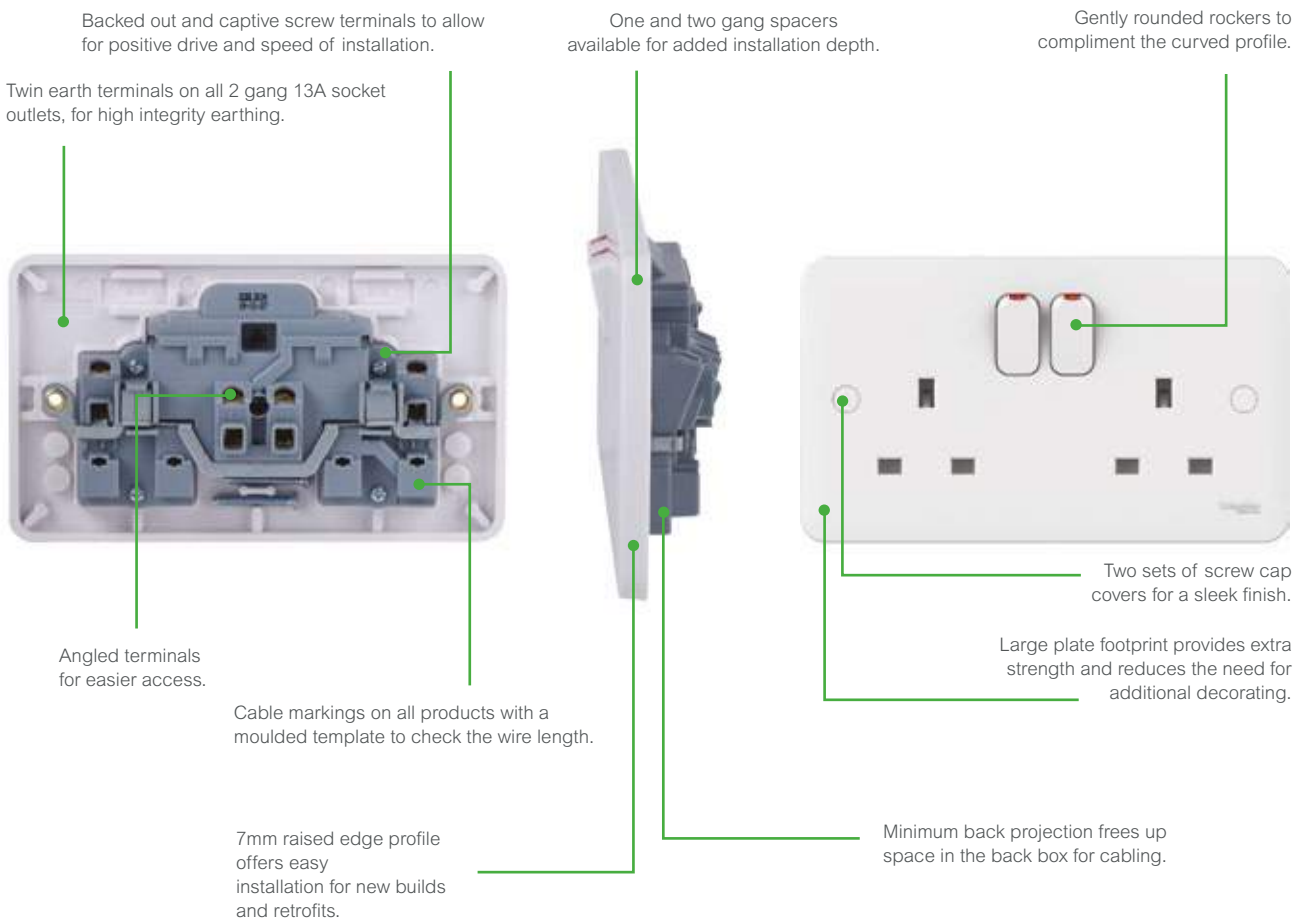
You no longer have to choose between convenience and efficiency, or compromise on appearance to get the most innovative features. Lisse is packed with a vast array of technical features, providing a high level of quality, reliability and value you can count on.

- Ideally suited for new construction and refurbishment projects.
- Future-proofed to cater for the latest demands in consumer technology.
- Made from durable, high quality urea with antimicrobial properties.
- Cleverly designed to ensure that product ordering is simple and efficient, with many time and space saving solutions.
- Crafted with your customer in mind, adding bespoke solutions to make a lasting impact.

Quality as standard...

The smooth, modern lines of Lisse offer an understated elegance to compliment today's interiors.

Not only that - every attention to detail has been paid to the design and construction of this elegant white moulded range, built to make your installation faster, smoother, simpler.



A full clinical assessment



Schneider Electric have commissioned an external test to assess the resistance of Lisse white moulded wiring devices against:

- MRSA
- E-Coli
- Samonella
- Klebsiella Penumoniae

The results:

MRSA	99.9% kill rate
E-Coli	97.5% kill rate
Salmonella	97.0% kill rate
Klebsiella Pneumoniae	99.4% kill rate



GGBL3010NIS - GGBL3010DS



GGBL3020NIS - GGBL3020DS



GGBL30202USBS



GGBL30212DS



GGBL3030S



GGBL3050NS



GGBL3020USBAS

13 A socket outlets

- Dimensions: 87 x 87 mm (1 gang), 87 x 148.5 mm (2 gang)
- Fix screws: M3.5 x 25 mm
- BS 1363
- BS 5733 and BS EN 60950 for GGBL30201USBS

GGBL3010NIS	⁽¹⁾ 1 gang switched	10
GGBL3010DS	⁽¹⁾ 1 gang DP switched	10
GGBL3020NIS	⁽¹⁾ 2 gang switched	5
GGBL30202USBS	2 gang switch with USB charger	1
GGBL3020DS	⁽¹⁾ 2 gang DP switched	5
GGBL30212DS	1 to 2 gang convertor switched	1
GGBL3030S	⁽¹⁾ 2 gang DP switched with outboard rockers	5
GGBL3050S	1 gang unswitched	10
GGBL3050NS	⁽¹⁾ 1 gang switched, non-standard earth	10
GGBL3060S	2 gang unswitched	5
GGBL3060LS	⁽¹⁾ 1 gang lockable	5
GGBL3010NIS_RD	1 gang switched with red rocker	10
GGBL3020NIS_RD	2 gang switched with red rocker	5
GGBL3020USBAS	13A Twin Gang Switched Socket with Twin USB A	10

⁽¹⁾ this items can be fitted with a LED indicator ref. GGBLSIND



GGBL3081S



GGBL3090S

Round pin socket outlets

- Dimensions: 87 x 87 mm
- Fix screws: M3.5 x 25 mm
- BS 546

GGBL3081S	⁽¹⁾ 1 gang 5 A switched	1
GGBL3090S	⁽¹⁾ 1 gang 15 A switched	10

⁽¹⁾ this items can be fitted with a LED indicator ref. GGBLSIND



GGBL3010EUS



GGBL3050EUS

10 A universal socket outlets

- Dimensions: 87 x 87 mm
- Fix screws: M3.5 x 25 mm
- IEC 60884-1 / BS 5733
- Not use for UK

GGBL3010EUS	10 A 1 gang unswitched Euro/US	1
GGBL3050EUS	10 A 1 gang switched Euro/US	1
GGBL3060EUS	⁽¹⁾ 10 A 2 gang unswitched Euro/US	1

⁽¹⁾ this items can be fitted with a LED indicator ref. GGBLSIND



GGBL3060EUS



GGBL3016A1

16 A Schuko socket outlet

- Dimensions: 87 x 87 mm
- Fix screws: M3.5 x 25 mm
- IEC 60884-1
- Not for UK use

GGBL3016A1	16 A 1 gang Schuko	10
------------	--------------------	----



GGBL1011NIS - GGBL1012NIS
GGBL101220S - GGBL1012RS
GGBL1014S



GGBL1012RBS



GGBL1012RPS



GGBL1013S



GGBL1022NIS - GGBL102220S



GGBL1032NIS



GGBL1042S

10 AX & 20 AX plate switches

- Dimensions: 87 x 87 mm (1-3 gang), 87 x 148.5 mm (4 gang)
- Fix screws: M3.5 x 18 mm
- BS EN 60669-1
- BS EN 60947-3 (GGBL1013, GGBL1013L and GGBL1013R)

GGBL1011NIS	10 AX 1 gang 1 way	10
GGBL1012NIS	10 AX 1 gang 2 way	10
GGBL101220S	20 AX 1 gang 2 way	1
GGBL1012RS	10 A 1 gang 2 way retractive	10
GGBL1012RBS	10 A 1 gang 2 way retractive, with "bell" symbol	10
GGBL1012RPS	10 A 1 gang 2 way retractive, marked "Press"	10
GGBL1013S	⁽¹⁾ 10 A 3 pole isolator	10
GGBL1014S	10 AX 1 gang intermediate	10
GGBL1022NIS	10 AX 2 gang 2 way	10
GGBL102220S	20 AX 2 gang 2 way	10
GGBL1032NIS	10 AX 3 gang 2 way	10
GGBL1042S	10 AX 4 gang 2 way	5


⁽¹⁾ this items can be fitted with a LED indicator ref. GGBLSIND



GGBL1012WS - GGBL1014WS



GGBL1022WS



GGBL1032WS

10 AX wide rocker switches

- Dimensions: 87 x 87 mm
- Fix screws: M3.5 x 25 mm
- BS EN 60669-1

GGBL1012WS	10 AX 1 gang 2 way	10
GGBL1014WS	10 AX 1 gang intermediate	10
GGBL1022WS	10 AX 2 gang 2 way	10
GGBL1032WS	10 AX 2 gang 2 way	10



GGBL6011CS

Mains dimmer switches

- Dimensions: 87 x 87 mm
- BS EN 60669-2-1
- Fix screws: M3.5 x 18 mm
- Leading edge control
- Not suitable for dimming LED or CFL lamps

GGBL6011CS	1 gang 1 way mains 250 W	1
------------	--------------------------	---



GGBL6012V4S



GGBL6022V4S

1-10 V dimmer switches

- Dimensions: 87 x 87 mm (1-2 gang), 87 x 148.5 mm (3-4 gang)
- Fix screws: M3.5 x 25 mm
- BS EN 60669-2-1
- Not suitable for non 1-10 V ballasts

GGBL6012V4S	1 gang 2 way 1-10 V (6 A)	1
GGBL6022V4S	2 gang 2 way 1-10 V (6 A)	1
GGBL6032V4S	3 gang 2 way 1-10 V (6 A)	1
GGBL6042V4S	4 gang 2 way 1-10 V (6 A)	1



GGBL6032V4S



GGBL6032V4S



GGBL6012CS



GGBL6022CS



GGBL6032CS



GGBL6042CS



GGBL6012LS



GGBL6022LS



GGBL2010S - GGBL2011S
GGBL2014WHS - GGBL4031S



GGBL2010LS



GGBL2022IMRS

Universal dimmer switches

- Dimensions: 87 x 87 mm (1-2 gang), 87 x 148.5 mm (3-4 gang)
- Fix screws: M3.5 x 25 mm
- BS EN 60669-2-1
- Leading edge control
- Not suitable for dimming LED or CFL lamps

GGBL6012CS	1 gang 2 way universal 400 W/VA	1
GGBL6022CS	2 gang 2 way universal 250 W/VA	1
GGBL6032CS	3 gang 2 way universal 250 W/VA	1
GGBL6042CS	4 gang 2 way universal 250 W/VA	1

Led dimmer switches

- Dimensions: 87 x 87 mm
- Fix screws: M3.5 x 25 mm
- BS EN 60669-2-1
- Trailing edge control
- Not suitable for Low Voltage LED lamps

GGBL6012LS	1 gang 2 way universal 100 W LED	1
GGBL6022LS	2 gang 2 way universal 100 W LED	1

20 AX & 32 A DP control switches

- Dimensions: 87 x 87 mm
- Fix screws: M3.5 x 25 mm
- BS EN 60669-1

GGBL2010S	⁽¹⁾ 1 gang 20 AX DP	10
GGBL2010LS	⁽¹⁾ 1 gang 20 AX DP lockable	1
GGBL2011S	20 AX DP with LED indicator	10
GGBL2014WHS	⁽²⁾ 20 AX DP with LED indicator and flex outlet marked "water heater"	10
GGBL2022IMRS	20 A DP dual control, bath/sink with LED indicator	10
GGBL4031S	1 gang 32 A DP with LED indicator	10

⁽¹⁾ this items can be fitted with a LED indicator ref. GGBL5IND

⁽²⁾ ref. GGBL2014WH is supplied with flexible outlet frame and fix screws M3,5x30 mm



GGBL2033S



GGBL5000S



GGBL5010S - GGBL5011
GGBL5013S



GGBL5011_RD

13 A fuse connection units & Flex. outlet plate

- Dimensions: 87 x 87 mm
- Fix screws: M3.5 x 25 mm
- BS 1363
- BS 5733 for GGBL2033

GGBL2033S	25 A side entry Flex outlet plate	10
GGBL5000S	⁽¹⁾ 13 A unswitched FCU	10
GGBL5010S	⁽¹⁾ 13 A DP switched FCU	10
GGBL5011	13 A DP switched FCU with LED indicator	10
GGBL5011_RD	⁽¹⁾ 13 A DP switched FCU with LED indicator and red rocker	10
GGBL5013S	13 A DP switched FCU with Flex outlet	1

⁽¹⁾ this items can be fitted with a LED indicator ref. GGBLSIND



GGBL4011S



GGBL4021S

50 A DP switches

- Dimensions: 87 x 87 mm (1 gang), 87 x 148.5 mm (2 gang)
- Mounting box:
- Fix screws: M3.5 x 30 mm
- BS EN 60669-1

GGBL4011S	1 gang switch DP with LED indicator	5
GGBL4021S	2 gang switch DP with LED indicator	5



GGBL7090S

Shaver socket outlet

- Dimensions: 87 x 148.5 mm
- Fix screws: M3.5 x 30 mm
- BS EN 61558-2-5

GGBL7090S	shaver socket 115/230 V	1
-----------	-------------------------	---



GGBL4001S



GGBL4050S

Cooker control units

- Dimensions: 87 x 87 mm (1 gang), 87 x 148.5 mm (2 gang)
- Fix screws: M3.5 x 30 mm
- BS 4177

GGBL4001S	45 A DP cooker control unit with LED indicator & 13 A switched socket	1
GGBL4050S	50 A cooker connection unit	10



GGBL7071C5S - GGBL7071C6S



GGBL7072C5S - GGBL7072C6S

Telephone outlets

- Dimensions: 87 x 87 mm
- Fix screws: M3.5 x 18 mm
- BS EN 41003

GGBL7051S	1 gang RJ12 outlet	10
GGBL7061S	1 gang telephone master	10
GGBL7062S	1 gang telephone secondary	10

USB charger

- Dimensions: 87 x 87 mm
- Mounting box: SB351 (F) GGBL9147 (S)
- Fix screws: M3.5 x 25 mm
- BS EN 60950

GGBL70042	1 gang 2 module USB charger	10
-----------	-----------------------------	----



GGBL7010 - GGBL7030S



GGBL7020S



GGBL7074S



GGBL7081S

TV outlets

- Dimensions: 87 x 87 mm
- Fix screws:
 - o M3.5 x 18 mm for GGBL7010 and GGBL7030
 - o M3.5 x 25 mm for GGBL7020, GGBL7074 and GGBL7081

GGBL7010S	1 gang TV co-axial	10
GGBL7020S	diplex outlet, TV-R/DAB	10
GGBL7030S	1 gang satellite "F" type	10
GGBL7074S	quadplex outlet, TV-R/DAB, 2 x SAT	10
GGBL7081S	triplex outlet, TV-R/DAB & SAT	10



GGBL70746110



GGBL7081456


Combined media plates

- Dimensions: 87 x 148.5 mm
- Mounting box: SB352 (F) GGBL9147 (S)
- Fix screws: M3.5 x 25 mm

GGBL70746110	quadplex outlet, BT slave and TV co-axial return	5
GGBL7081456	triplex outlet & RJ45 cat 6 UTP outlet	5



GGBL8010S



GGBL8020S



GGBLC1GS



GGBLH1GS



GGBLSINDS



GGBLSPC1S



GGBLSPC2S



GGBLSHF2GS

Blank plates & accessories

- Dimensions: 87 x 87 mm (1 gang), 87 x 148.5 mm (2 gang)
- Fix screws: M3.5 x 18 mm (blank plates only)
- BS 5733

GGBL8010S	1 gang blank plate	10
GGBL8020S	2 gang blank plate	5
GGBLC1GS	1 gang plate switch surround with clip	1
GGBLH1GS	1 gang plate switch surround with hook	1
GGBLILLS	1 gang illumination surround	1
GGBLSINDS	LED status indicator - red	5
GGBLSPC1S	1 gang spacer	10
GGBLSPC2S	2 gang spacer	5
GGBLSHF2GS	2 gang socket surround with shelf	1



GGBL8050




GGBL8060



GGBL8080



GGBL8010S



GGBL8020S



GGBLC1GS

Euro modular plates

- Dimensions: 87 x 87 mm (1-2 gang), 87 x 148.5 mm (4 gang)
- Refer to module for appropriate mounting box depth
- Fix screws: M3.5 x 25 mm

GGBL8050	1 gang 1 module euro plate	10
GGBL8060	1 gang 2 module euro plate	10
GGBL8080	2 gang 4 module euro plate	5

Euro modules

- Dimensions: 25 x 50 mm (single), 50 x 50 mm (double)
- Mounting box:
 - o 1 module: SB251 (F) 1 gang
SB252 (F) 2 gang
 - o 2 module: SB351 (F) 1 gang
SB352 (F) 2 gang
- BS EN 41003
- BS 3041 (where applicable)

GUE7010W	TV/Radio diplexer	2	1
GUE7011W	Single IEC coax (female)	1	1
GUE7012W	Single IEC coax (male)	1	1
GUE7030W	Single F type sat	1	1
GUE7040W	TV/Sat diplexer	2	1
GUE7081W	TV/FM/Sat triplexer	2	1
GUE7082W	TV/FM/Sat 1/Sat 2 quadplexer	2	1
GUE7020W	HDMI	2	1
GUE7051W	RJ11 modem	1	1
GUE7061W	Telephone (BT master)	1	1
GUE7062W	Telephone (BT secondary)	1	1
GUE7071W	RJ45 CAT5e (not screened)	1	1
GUE7072W	RJ45 CAT6 (not screened)	1	1
GUE7075W	VGA	1	1
GUE7091W	LexCom Performance outlet	1	8
GUE7000W	2 x Phono socket-outlet	1	1
GUE7001W	2 x Loudspeaker socket-outlet	1	1
GUE8010W	Blank module	1	5







Weatherproof and Outdoor Solutions

Timeless and traditional



Exclusive

Weatherproof solutions

Weatherproof solutions

Our Weatherproof range offers tough, durable options for outdoor applications or more arduous environments. Socket outlets are IP66 or IP55 rated for even greater weather resistance.



IP66

The IP66 range of weatherproof accessories offers the greatest amount of weatherproof protection on the market, with built-in features to safeguard users in the harshest of environments.

- Solid Protection: Completely protected against dust, the maximum rating for protection against solids.
- Liquid Protection: Protected against jets of water of similar force to heavy seas.



IP55

For general weatherproof protection, the IP55 range of switches and sockets can be comfortably operated through a protective membrane, thus maintaining its full IP rating.

- Solid Protection: Protected against quantities of dust that could interfere with satisfactory operation.
- Liquid Protection: Protected against jets of water from all directions.


IP55 Range

For general weatherproof protection against dust and liquids, the IP55 range of switches and sockets offers an effective solution for both indoor and outdoor environments when the maximum IP66 rating is not required.

The weatherproof membrane is Phthalate free, UV stabilised and mould and algae resistant, to ensure long outdoor life without splitting or discolouring.

Switches can be operated through membrane, thereby maintaining full IP rating.

IP55 switches supplied complete in 1, 2 or 3 gang configurations using 25mm modules.



All modules are independently type tested, with the enclosures giving a degree of ingress protection of IP55 – protection against quantities of dust that could interfere with satisfactory operation or powerful jets of water from all directions.

All enclosures incorporate a 20mm knockout as standard with the option to increase to 25mm via a unique drill start feature.

Offered in two distinctive finish and design configurations.

IP66 Range

Offering the maximum levels of endurance and protection, the IP66 Weatherproof range of sockets will perform in the most arduous weather conditions.

The smooth, curved design also delivers on aesthetic appeal whilst providing a high performance application.

IP66 for maximum weatherproof protection against any particles of dust and jets of water of similar force to heavy seas whilst in use.

Manufactured from tough impact resistant hermoplastic which provides strength and durability.

Protective gel seal ensures maximum safety whilst in use.



Standard knockouts for 20mm conduit entry with additional cut-out facility to convert to 25mm conduit entry.

IP66 sockets accept standard 13A plugs including moulded on plugs.

Smooth, curved aesthetic design.

Specification Highlights:



Passive and Active RCD protected 2-gang socket outlet ensure essential personal protection.
Passive Latching: Designed for food freezers or garden water feature pumps, ensuring that contacts will stay closed during loss of power so that RCD does not need re-setting when the circuit is restored.
Active / non-latching: Designed for lawnmowers or power tools, the RCD will trip on loss of power and requires manual resetting when the circuit is to be re-energised.



Choose from a flexible selection of IP66 enclosures and modules to meet your project requirements.



GWPIU3020

IP66 – 13 A socket-outlet

- IP66 maintained whilst in use
- BS 1363

Cat. no.	Description
GWPIU3050	1 gang unswitched
GWPIU3060	2 gang unswitched
GWPIU3020	2 gang switched
GWPIU3010	1 gang switched



GWP1614

IP55 – 10 AX switches

- BS EN 60669-1

Part number	Description
GWP1612	1 gang 2 way
GWP1622	2 gang 2 way
GWP1632	3 gang 2 way
GWP1614	1 gang intermediate



GWP2011

IP55 – 20 AX switches

- BS EN 60669-1

Part number	Description
GWP2010	DP
GWP2011	DP with neon



GWP3020

IP55 - 13 A socket-outlet

- BS 1363

Part number	Description
GWP3050*	1 gang unswitched
GWP3060*	2 gang unswitched
GWP3010*	1 gang switched
GWP3020*	2 gang switched

*IP4X whilst socket-outlet is in use

Enclosure



GWP9000

Product code	Description
GWP9000	Enclosure

White 20AX switch modules



Product code	Description
GRL20DPNPW	Double-pole with neon

White fuse carrier, indicator & flex modules



Product code	Description
GRL13FCUPW	13A single-pole fuse carrier
GRLCOPW	10mm ø cord outlet

A photograph of a wooden deck with a hot tub and a chair, viewed through a window. The hot tub is blue and red, and the chair is made of light-colored wood. The background shows a lush green forest.

Kavacha

Full time protection around the home

Kavacha

This sturdy range of switches and sockets are for outdoor areas that are susceptible to heavy blows, long time exposure to sunlight and where there is a risk of being splashed by chemicals.

Balconies, swimming pools, exterior walls and gardens will all be much safer from exposed electricity with Kavacha. Kavacha protects you and your family outdoors in five important ways. It guards against water sprayed from a hose. It guards against rain or water, is dust proof, impact resistant, UV resistant and also chemical resistant.

Full time protection around the home

Accept any British standard home appliance plugs

Space-friendly design enhances peace of mind as well as offering a sense of well-being and style.

Neutral colour and handy design blends in with your home decor.

Drainage holes prevent accumulation of water droplets due to condensation.



Protection shield easily lifted which allows access to socket. Co-injected weather seal for socket outlet to ensure plug is completely kept out of water and moisture while in use.

Designed to last and friendly to your home environment – can be used with ordinary electrical plugs at all times.

Large press dolly clearly visible to locate.

Tightly sealed around the plug cord – kept out of water and moisture at all times.

A safety feature for mounting switches to metal structures is the insulating caps that cover base mounting screws to totally protect them from any live cables.

Lever is pad-lockable in the “OFF” position.



Impact resistant base and cover can both be subjected to violent collisions. They are sealed with 1 piece of weatherseal gasket.

Large press dolly clearly visible to locate.



CSS116, CSS120,
CSS125, CSS132,
CSS140



CSS116N, CSS120N,
CSS125N, CSS132N,
CSS140N



CSS216, CSS220,
CSS225, CSS232,
CSS240



CSS220N, CSS225N,
CSS232N, CSS240N



CSS316, CSS320,
CSS325, CSS332,
CSS340



CSS316N, CSS320N,
CSS332N, CSS340N

Surface Mount Isolators - CSS Series

- (Designed to IEC60529, IEC60947-3)

CSS116	16A 250V surface mount isolator
CSS120	20A 250V surface mount isolator
CSS125	25A 250V surface mount isolator
CSS132	32A 250V surface mount isolator
CSS140	40A 250V surface mount isolator

Surface Mount Isolators with Neon-CSS Series

- (Designed to IEC60529, IEC60947-3)

CSS116N	16A 250V surface mount isolator with neon
CSS120N	20A 250V surface mount isolator with neon
CSS125N	25A 250V surface mount isolator with neon
CSS132N	32A 250V surface mount isolator with neon
CSS140N	40A 250V surface mount isolator with neon

DP Surface Mount Isolators-CSS Series

- (Designed to IEC60529, IEC60947-3)

CSS216	16A 500V DP surface mount isolator
CSS220	20A 500V DP surface mount isolator
CSS225	25A 500V DP surface mount isolator
CSS232	32A 500V DP surface mount isolator
CSS240	40A 500V DP surface mount isolator

Surface Mount Isolators with Neon-CSS Series

- (Designed to IEC60529, IEC60947-3)

CSS220N	20A 500V DP surface mount isolator with neon
CSS225N	25A 500V DP surface mount isolator with neon
CSS232N	32A 500V DP surface mount isolator with neon
CSS240N	40A 500V DP surface mount isolator with neon

TP Surface Mount Isolators -CSS Series

- (Designed to IEC60529, IEC60947-3)

CSS316	16A 500V TP surface mount isolator
CSS320	20A 500V TP surface mount isolator
CSS325	25A 500V TP surface mount isolator
CSS332	32A 500V TP surface mount isolator
CSS340	40A 500V TP surface mount isolator

TP Surface Mount Isolators with Neon-CSS Series

- (Designed to IEC60529, IEC60947-3)

CSS316N	16A 500V TP surface mount isolator with neon
CSS320N	20A 500V TP surface mount isolator with neon
CSS332N	32A 500V TP surface mount isolator with neon
CSS340N	40A 500V TP surface mount isolator with neon



CSW110, CSW110BPR-GY
CSW120



CSW110/2,
CSW120/2

Surface Mount Switches - CSW Series

- (Designed to IEC60669-1, IEC60529)

CSW110 10A 250V 1 gang 2 way surface mount switch with looping terminal

CSW110BPR-GY 10A 250V 1 gang 2 way surface mount bell press switch with looping terminal

CSW120 20A 250V 1 gang 2 way surface mount switch with looping terminal

CSW110/2 10A 250V 2 gang 2 way surface mount switch with looping terminal

CSW120/2 20A 250V 2 gang 2 way surface mount switch with looping terminal



CSW110N, CSW110BPRN,
CSW120N



CSW110/2N,
CSW120/2N

Surface Mount Switches with Neon - CSW Series

- (Designed to IEC60669-1, IEC60529)

CSW110N 10A 250V 1 gang 2 way surface mount switch with looping terminal with neon

CSW110BPRN 10A 250V 1 gang 2 way surface mount bell press switch with looping terminal with neon

CSW120N 20A 250V 1 gang 2 way surface mount switch with looping terminal with neon

CSW110/2N 10A 250V 2 gang 2 way surface mount switch with looping terminal with neon

CSW120/2N 20A 250V 2 gang 2 way surface mount switch with looping terminal with neon



CSW220



CSW110/2

DP Surface Mount Switches - CSW Series

- (Designed to IEC60669-1, IEC60529)

CSW220 20A 500V 1 gang DP surface mount isolator switch

CSW220/2 20A 500V 2 gang DP surface mount isolator switch



CSW220N



CSW110/2N

DP Surface Mount Switches With Neon - CSW Series

- (Designed to IEC60669-1, IEC60529)

CSW220N 20A 500V 1 gang DP surface mount isolator switch with neon

CSW220/2N 20A 500V 2 gang DP surface mount isolator switch with neon



CSO313, CSO315RP



CSC313, CSC315RP



CSC313N, CSC315RPN



CSC313D, CSC315RPD



CSC313DN, CSC315RPDN



WHS20, WHS35
WHS55, WHT55/32,
WHS63, WHT80

Surface Mount Socket Outlets - CSO Series

CSO313	13A250V surface mount socket outlet (Designed to BS1363-2, IEC60529)
CSO315RP	15A250V surface mount socket outlet (Designed to BS546, IEC60529)

Surface Mount Switched Socket Outlets - CSC Series

CSC313	13A single pole switched socket outlet (Designed to BS1363-2, IEC60529)
CSC315RP	15A single pole switched socket outlet (Designed to BS546, IEC60529)

Surface Mount Switched Socket Outlets with Neon - CSC Series

CSC313N	13A single pole switched socket outlet with neon (Designed to BS1363-2, IEC60529)
CSC315RPN	15A single pole switched socket outlet with neon (Designed to BS546, IEC60529)

DP Surface Mount Switched Socket Outlets - CSC Series

CSC313D	13A DP surface mount switched socket outlet (Designed to BS1363-2, IEC60529)
CSC315RPD	15A DP surface mount switched socket outlet (Designed to BS546, IEC60529)
CSC313DN	13A DP surface mount switched socket outlet with neon (Designed to BS1363-2, IEC60529)
CSC315RPDN	15A DP surface mount switched socket outlet with neon (Designed to BS546, IEC60529)

1P - Surface Mount Isolator

(Confirms to IEC60529, IEC60947-3)

WHS20	20A 250V surface mount isolator
WHS35	35A 250V surface mount isolator
WHS55	55A 250V surface mount isolator
WHS63	63A 250V surface mount isolator

2P - DP Surface Mount Isolators

(Confirms to IEC60529, IEC60947-3)

WHD20	20A 250V DP surface mount isolator
WHD35	35A 250V DP surface mount isolator
WHD55	55A 250V DP surface mount isolator
WHD63	63A 250V DP surface mount isolator

3P - TP Surface Mount Isolators

(Confirms to IEC60529, IEC60947-3)

WHT20	20A 440V TP surface mount isolator
WHT35	35A 440V TP surface mount isolator
WHT55	55A 440V TP surface mount isolator
WHT63	63A 440V TP surface mount isolator with 32mm conduit entry at each end
WHT80	80A 440V TP surface mount isolator with 32mm conduit entry at each end



S56 Series



S56 Series

56 and 66 Series are dust-resistant and hoseproof.

They are made of ultra violet resistant PVC. An extensive choice of modules are available including switches and socket outlets. 56 and 66 Series offer safety in operation and are equipped

with locking facility. Additionally, when plugs are removed, the socket cover automatically locks into place, preventing dust or water from entering.



S56 Series

56 Series Modules

Designed to mix & match. Packed with features designed to outperform all other protected accessories



Captive stainless steel combination head fixings for corrosion resistance and effortless installation



8mm Padlock ON/OFF facility

Rotary ON/OFF switch



Permanent laser engraved ratings and specifications are durable & clearly displayed.



Redesigned transparent socket cover for improved visibility, strength & accessibility.



Larger and easy-to-use latch design. Socket cover automatically closes to ensure IP rating is maintained. Padlocking option available.



Modular system with 1 to 4 gang arrangements to satisfy your every need.

S56 Series

56 Series Plugs

Schneider Electric 56 Series Industrial Switchgear has a long standing history as being the toughest, most trusted industrial switchgear on the Asian market.

This legacy has been carried on with new range of industrial plugs and socket connectors.



Snap Shut Bodies

Screw-less assembly using a 'latching' spring allows for speed, simplicity, product strength and improved reliability. The 'latching' spring clip stays down once it is pressed, so it is just a simple 'press and switch'. The spring clip, when shut, does not exert any stress on the housings, resulting in a stronger body and sleeve.



- To Open
1. Look for padlock and arrow icons
 2. Align grey band to locked position
 3. Insert driver and push down firmly
 4. Align grey band to unlocked position
 5. Twist body left only



- To Close
1. Look for padlock and arrow icons
 2. Align grey band to unlocked position
 3. Insert driver and push down firmly
 4. Align grey band to locked position
 5. Twist body right only

S56 Series | Surface Switches



S56SW110

IP66 10A

- (Designed to IEC60669-1, IEC60529)

S56SW110GY	10A 250V 1 gang 1 way 3 terminal surface rotary switch
------------	--



S56SW120, S56SW132,
S56SW150, S56SW163

IP66 20A, 32A, 50A & 63A

- (Designed to IEC60669-1, IEC60529)

S56SW120GY	20A 250V 1 gang surface rotary switch
------------	---------------------------------------

S56SW132GY	32A 250V 1 gang surface rotary switch
------------	---------------------------------------

S56SW150GY	50A 250V 1 gang surface rotary switch
------------	---------------------------------------

S56SW163GY	63A 250V 1 gang surface rotary switch
------------	---------------------------------------



S56SW220, S56SW232,
S56SW250, S56SW263

IP66 20A, 32A, 50A & 63A - DP

- (Designed to IEC60669-1, IEC60529)

S56SW220GY	20A 500V 1 gang DP surface rotary switch
------------	--

S56SW232GY	32A 500V 1 gang DP surface rotary switch
------------	--

S56SW250GY	50A 500V 1 gang DP surface rotary switch
------------	--

S56SW263GY	63A 500V 1 gang DP surface rotary switch
------------	--



S56SW310, S56SW320
S56SW332

IP66 10A, 20A & 32A - TP

- (Designed to IEC60669-1, IEC60529)

S56SW310GY	10A 500V 1 gang TP surface rotary switch
------------	--

S56SW320GY	20A 500V 1 gang TP surface rotary switch
------------	--

S56SW332GY	32A 500V 1 gang TP surface rotary switch
------------	--



S56SW350,
S56SW363

IP66 50A & 63A - TP

- (Designed to IEC60669-1, IEC60529)

S56SW350GY	50A 500V 1 gang TP surface rotary switch
------------	--

S56SW363GY	63A 500V 1 gang TP surface rotary switch
------------	--

Note:
GY – Grey
EO – Electric Orange



S56PB



S56PBS



S56PBS1

IP66 10A

- (Designed to IEC60669-1, IEC60529)

S56PBGY	10A 250V start control station with green push button
S56PBSGY	10A 250V stop control station with red push button
S56PBS1GY	10A 250V emergency stop station with mushroom head twist reset & red push button



S56/2PB



S56/2PBS1

IP66 10A

- (Designed to IEC60669-1, IEC60529)

S56/2PBGY	10A 250V stop/start control station with a red extended head push button & green flush head start button
S56/2PBS1GY	10A 250V stop/start control station with a red mushroom head push button & green flush head start button

Note:
 GY – Grey
 EO – Electric Orange

S56 Series

Angle Plugs / Straight Plugs 3 / 4 / 5 Pins



S56P313



S56P315RP,
S56P320

IP66 13A, 15A & 20A - 3 Pin Straight Plugs

S56P313GY	13A 250V 3 pin straight plug (Designed to IEC60529, BS1363, MS616, SS227)
S56P315RPGY	15A 250V 3 pin straight plug (Designed to IEC60529, BS546, SS472)
S56P320GY	20A 250V 3 round pin straight plug (Designed to Australian Standard)
S56P320FGY	20A 250V 3 flat pin straight plug (Designed to Australian Standard)



S56PA320,
S56PA332

IP66 20A & 32A - 3 Pin Angle Plugs

- (Designed to Australian Standard)

S56PA320EO	20A 250V 3 round pin angle plug
S56PA332EO	32A 250V 3 round pin angle plug



S56P420, S56P432,
S56P440, S56P450

IP66 10A, 16A, 20A, 32A, 40A, 50A & 63A - 4 Pin Straight Plugs

- (Designed to Australian Standard)

S56P420EO	20A 500V 4 round pin straight plug
S56P432EO	32A 500V 4 round pin straight plug
S56P440EO	40A 500V 4 round pin straight plug
S56P450EO	50A 500V 4 round pin straight plug



S56PA420, S56PA432,
S56PA440, S56PA450

IP66 20A, 32A, 40A & 50A - 4 Pin Angle Plugs

- (Designed to Australian Standard)

S56PA420EO	20A 500V 4 round pin angle plug
S56PA432EO	32A 500V 4 round pin angle plug
S56PA440EO	40A 500V 4 round pin angle plug
S56PA450EO	50A 500V 4 round pin angle plug



S56P520, S56P532,
S56P540, S56P550

IP66 10A, 20A, 32A, 40A, 50A & 63A - 5 Pin Straight Plugs

- (Designed to Australian Standard)

S56P520EO	20A 500V 5 round pin straight plug
S56P532EO	32A 500V 5 round pin straight plug
S56P540EO	40A 500V 5 round pin straight plug
S56P550EO	50A 500V 5 round pin straight plug



S56PA520, S56PA532,
S56PA540, S56PA550

IP66 10A, 20A, 32A, 40A & 50A - 5 Pin Angle Plugs

- (Designed to Australian Standard)

S56PA520EO	20A 500V 5 round pin angle plug
S56PA532EO	32A 500V 5 round pin angle plug
S56PA540EO	40A 500V 5 round pin angle plug
S56PA550EO	50A 500V 5 round pin angle plug

Note:
GY – Grey
EO – Electric Orange

S56 Series

Surface Socket Outlets 3 / 4 / 5 Pins



S56SO313



S56SO315RP



S56SO320,
S56SO33



S56SO420, S56SO432,
S56SO440, S56SO450



S56SO520, S56SO532,
S56SO540, S56SO550

IP66 13A, 15A, 20A & 32A - 3 Pin Surface Socket Outlets

S56SO313GY	13A 250V 1 gang 3 pin surface socket outlet (Designed to IEC60529, BS1363, MS589, SS145)
S56SO315RPGY	15A 250V 1 gang 3 pin surface socket outlet (Designed to IEC60529, BS546, SS472)
S56SO320GY	20A 250V 1 gang 3 pin surface socket outlet (Designed to IEC60529)
S56SO332GY	32A 250V 1 gang 3 pin surface socket outlets (Designed to IEC60529)

IP66 10A, 20A, 32A, 40A & 50A - 4 Pin Surface Socket Outlets

• (Designed to IEC60529)

S56SO420GY	20A 500V 1 gang 4 pin surface socket outlet
S56SO432GY	32A 500V 1 gang 4 pin surface socket outlet
S56SO440GY	40A 500V 1 gang 4 pin surface socket outlet
S56SO450GY	50A 500V 1 gang 4 pin surface socket outlet

IP66 10A, 20A, 32A, 40A & 50A - 5 Pin Surface Socket Outlets

• (Designed to IEC60529)

S56SO520GY	20A 500V 1 gang 5 pin surface socket outlet
S56SO532GY	32A 500V 1 gang 5 pin surface socket outlet
S56SO540GY	40A 500V 1 gang 5 pin surface socket outlet
S56SO550GY	50A 500V 1 gang 5 pin surface socket outlet

Note:
GY – Grey
EO – Electric Orange

S56 Series

Surface Switched Socket Outlets 3 / 4 / 5 Pin Combination



S56C313



S56C313/2

IP66 13A - 3 Pin Combination Surface Switched Socket Outlets

- (Designed to IEC60529, BS1363, MS589, SS145)

S56C313GY	13A 250V 1 gang 3 pin combination surface switched socket outlet
S56C313/2GY	13A 250V 2 gang 3 pin combination surface switched socket outlet
S56C313DPGY	13A 250V 1 gang DP 3 pin combination surface switched socket outlet
S56C313DP/2GY	13A 250V 2 2 gang DP 3 pin combination surface switched socket outlet



S56C315RP

IP66 13A & 15A - 3 Pin Combination Surface Switched Socket Outlets

S56C315RPGY	15A 250V 1 gang 3 pin combination surface switched socket outlet (Designed to IEC60529, BS546, SS472)
-------------	--



S56C315RP/2



S56C320,
S56C332

IP66 15A, 20A & 32A - 3 Pin Combination Switched Socket Outlets

S56C315RP/2GY	15A 250V 2 gang 3 pin combination surface switched socket outlet (Designed to IEC60529, BS546, SS472)
S56C320GY	20A 250V 1 gang 3 pin combination surface switched socket outlet (Designed to IEC60529)
S56C332GY	32A 250V 1 gang 3 pin combination surface switched socket outlet (Designed to IEC60529)
S56C320/2GY	20A 250V 2 gang 3 pin combination surface switched socket outlet (Designed to IEC60529)



S56C420, S56C432,
S56C440, S56C450

IP66 10A, 20A, 32A, 40A & 50A 4 Pin Combination Switched Socket Outlets

- (Designed to IEC60529)

S56C420GY	20A 500V 1 gang 4 pin combination surface switched socket outlet
S56C432GY	32A 500V 1 gang 4 pin combination surface switched socket outlet
S56C440GY	40A 500V 1 gang 4 pin combination surface switched socket outlet
S56C450GY	50A 500V 1 gang 4 pin combination surface switched socket outlet



S56C520, S56C532,
S56C540, S56C550

IP66 10A, 20A, 32A, 40A & 50A - 5 Pin Combination Switched Socket Outlets

- (Designed to IEC60529)

S56C520GY	20A 500V 1 gang 5 pin combination surface switched socket outlet
S56C532GY	32A 500V 1 gang 5 pin combination surface switched socket outlet
S56C540GY	40A 500V 1 gang 5 pin combination surface switched socket outlet
S56C550GY	50A 500V 1 gang 5 pin combination surface switched socket outlet

Note:
GY – Grey
EO – Electric Orange

S56 Series

Aperture Enclosure / Junction Boxes / Mounting Enclosures



S56/32

IP66 - Aperture Enclosure

- (Designed to IEC60529, BS5733)

S56/32GY	2 aperture enclosure
S56/32D20NAGY	1 gang 20A DP switch with neon
S56/32NFSGGY	Unswitched fused connection unit
S56/32DFSGGY	Switched fused connection unit
S56/32TBGY	1 gang 25A flex outlet
S56/32TBD	1 gang 20A DP switch without flex outlet
S56/32TBFSGGY	Unswitched fused connection unit



S56JB1



S56JB2

IP66 - Junction Boxes

- (Designed to IEC60529, BS5733)

S56JB1	1 gang junction box 107x101x91mm
S56JB2	2 gang junction box 204x101x91mm

Note:
GY – Grey
EO – Electric Orange



S56E1



S56ES1

IP66 - Mounting Enclosures

- (Designed to IEC60529, BS5733)

S56E1	1 gang mounting enclosure 101x101x63mm
S56ES1	1 gang mounting enclosure 101x101x38mm
S56E2	2 gang mounting enclosure 198x101x63mm

- (Designed to IEC60529, BS5733)

S56ED2	2 gang mounting enclosure 198x101x100mm
S56ES2	2 gang mounting enclosure 198x101x38mm

- (Designed to IEC60529, BS5733)

S56E3	3 gang mounting enclosure 294x101x63mm
S56E4	4 gang mounting enclosure 198x198x63mm



S56E2



S56ED2



S56ES2



S56E4



S56E3



Weatherprotected
Accessories

Weatherprotected Accessories are made of heat resistant polycarbonate.

Weatherprotected Accessories are made of heat resistant polycarbonate and utilise insulated screws for safe mounting on metal structures.

They incorporate weatherproof gaskets that guarantee tight sealing to prevent penetration of water, as well as locking facility for safety purposes.





WS226, WS226D, WS226/20

IP66 16A & 20A - Surface Switches

- (Designed to IEC60669-1, BSEN60529)

WS226	15A 250V 1 gang 1/2 way surface switch
WS226D	15A 250V 1 gang DP surface switch
WS226/20	20A 250V 1 gang 1/2 way surface switch



WS226/2

IP66 16A - Surface Switches

- (Designed to IEC60669-1, BSEN60529))

WS226/2	15A 250V 2 gang 1/2 way surface switch
---------	--



WS226/2PB

IP66 10A - Push Button Control Stations

- (Designed to IEC60529, IEC60669-1)

WS226PB	10A 440V push button station
WS226PBS	10A 440v stop button station
WS226/2PB	10A 440V start/stop button station



E31WP



WS229LG



W226JB

Weather Protected Flush Plates & Boxes

- (Designed to IEC60529)

E31WP	IP54 1 gang flush plate with surround (87mm x 87mm)
WS229LG	IP54 1 gang weather protected surface box, suit for 30 series mechanism
WS229/30MBR	IP54 bell press weatherproof
W226JB	IP66 1 junction box (88(L) x 78(W) x 53(D)mm)



E223M_TR



E223M_WE

Full time weatherproof cover

- (Designed to IEC60529)

E223M_TR	Full time WP* membrane switch cover - Transparent - IP55
E223M_WE	Full time WP* membrane switch cover - White - IP55
E223R_WE	Full time WP* membrane 1G socket cover - White - IP55
E223R_TR	Full time WP* membrane 1G socket cover - Transparent - IP55
ET223R_WE	Full time WP* membrane 2G socket cover - White - IP55
ET223R_TR	Full time WP* membrane 2G socket cover - Transparent - IP55

*Weatherproof



E223R_TR



E223R_WE



ET223R_TR



ET223R_WE





A person wearing a bright green long-sleeved shirt and dark pants is walking on a concrete sidewalk. To the right of the sidewalk is a lush green lawn. In the background, there is a modern house with a mix of wood and grey siding, several windows, and a young tree with green leaves. The scene is brightly lit, suggesting a sunny day.

Allied Accessories



Allied Accessories



E157EHD



ET157EHD

Flush G.I. Boxes

E157E	3" x 3 x 0.9" 35 mm deep GI box
ET157E	3" x 6 x 0.9" 35 mm deep GI box
E157EHD*	3" x 3" 1.1 mm thick, 35 mm deep GI box
ET157E HD*	3" x 6" 1.1 mm thick, 35 mm deep GI box
E157EDHD*	3" x 3" 1.1 mm thick, 47 mm deep GI box
ET157EDHD*	3" x 6" 1.1 mm thick, 47 mm deep GI box

*Note: Above boxes designed to BS4662



PS1-WE

Ceiling Rose

PS1_WE	Plug In Ceiling Rose 3-Terminal
--------	---------------------------------



EP13



EP15

Plugtops

EP13	13A Fused 3 Pin Plugtop
EP15	15A 3 Pin Plug Semi Transparent
EP5	5A 3 Pin Plug Semi Transparent



99AC_WE

Door Bell (Chime)

99AC220	220V 2-wire Mechanical Ding Dong Chime without transformer
99AC_WE	220-240V Mechanical Ding Dong Chime with transformer





MITA

Facility Systems
For power & data supply at workstations

Desk

units



In-Desk Units bring flexibility to the desktop, such as conference and training rooms. The range facilitates unrestricted individual access to power, media and data right on the table or desktop. Minimal depth also means no restriction on leg movement under the desk or table, even where the units are fitted near the edge.



Features and benefits

- Integrated into the top of a desk or table with minimal depth
- Provides access to power, media and data
- Brush inserts to prevent the cables becoming lodged
- Configuration can be freely selected thanks to the modular solution
- Power sockets individually fused at 3.15A in accordance to BS6396
- 0.2m lead to Wieland GST18i3 plug



INS91001

INS91001

Frames

INS91001	Frame For 3 Way In Desk Unit, Silver-Grey, 248 x 151 x 58mm
INS91002	Frame For 6 Way In Desk Unit, Silver-Grey, 386.5 x 151 x 58mm



INS91210

INS91201

Power Strips

INS91210	2 Power & 1 Select Module, Black/Silver, 217 x 52 x 44mm
INS91201	2 Power & 1 Twin USB Charger *, Black/Silver, 217 x 52 x 44mm
INS91330	Power & 3 Select Modules, Black/Silver, 355 x 52 x 44mm
INS91231	2 Power, 1 Twin USB * & 3 Select Modules, Black/Silver, 355 x 52 x 44mm

* 2.1A shared across both ports



INS91330

INS91231

Flush Desk Units are an easily accessible range for supplying electricity to workstations.

The power strip clicks into the built-in frame and can be interchanged or fitted with custom modules as required.



Features and benefits

- Compact dimensions and features for a quick installation
- Power and data sockets at the rear of the power strip
- Preferred configuration can be selected using the modular solution
- Power sockets individually fused at 3.15A in accordance to BS6396
- 0.2m lead to Wieland GST18i3 plug



INS92001

INS92002

Frames

INS92001	Frame For 3 Way Flush Desk Unit, Silver-Grey, 241 x 73 x 36mm
INS92002	Frame Cover For 3 Way Flush Desk Unit, Aluminium, 255 x 87 x 43mm



INS92210

INS92300

Power Strips

INS92210	2 Power & 1 Select Module, Black, 220 x 52 x 44mm
INS92300	3 Power, Black, 220 x 52 x 44mm

Pop Up Towers fit perfectly in any working environment. The range is ideal for integrating power and data connections in tiny spaces.

Simply press down with your thumb to raise and lower the Pop Up Tower units.

Installation is incredibly simple. PTU is placed in a cut-out 79 mm in diameter and secured to the desk or table top from below using a lock ring.



Features and benefits

- Press down to raise the pop up tower
- Fast and easy to install
- Suitable for desk or table tops
- Power sockets individually fused at 3.15A in accordance to BS6396
- 0.2m lead to Wieland GST18i3 plug



INS93102



INS93120



INS93111

Pop Up Tower Units

INS93102	1 Power & 1 Twin Usb Charger*, Black/Silver, Ø115 x 135mm, Ø80mm cutout
INS93120	1 Power & 2 RJ45, Black/Silver, Ø115 x 135mm, Ø80mm cutout
INS93111	1 Power, 1 USB charger & 1 RJ45, Black/Silver, Ø115 x 135mm, Ø80mm cutout

* 2.1A shared across both ports

On-Desk Units are perfect for commercial installations such as meeting rooms, offices or desk sharing environments

The ideal solution where flexibility is needed, these can be fixed with mounting brackets or can be free standing.



Features and benefits

- Can be mounted to a desk or table quickly and easily with the mounting brackets
- Preferred configuration can be selected using the modular solution
- Power sockets individually fused at 3.15A in accordance to BS6396
- 0.2m lead to Wieland GST18i3 plug



Power Strips

INS94220	2 Power & 2 Select Module, Black/Silver, 346.3 x 73 x 88mm
INS94211	2 Power 45°, 1 Twin USB* & 1 Select Module, Black/Silver, 300.7 x 73 x 88mm
INS94220	3 Power, 1 Twin USB* & 2 RJ45, Black/Silver, 386.3 x 73 x 88mm
INS94211	3 Power & 2 RJ45, Black/Silver, 344.2 x 73 x 88mm 300.7 x 73 x 88mm

Accessories

INS94001	Spax Fixing Screws For End Caps, Incl. Brass threaded sleeve, Ø4 x 90mm (46mm thread length)
INS94002	Mounting Brackets, Anodised Aluminium, 70 x 50 x 8.2mm

The Under Desk Units are available with a plastic profile. It is possible to connect multiple power strips together to form a modular system.

The range is designed primarily as a simple electricity supply unit for office workstations and permanently installed devices such as PCs, monitors, printers, etc.



Features and benefits

- Easy installation and can be removed at any time
- Multiple fixing options, can be fitted under tables or desks, in cable ducts or in partitions
- Power sockets individually fused at 3.15A in accordance to BS6396
- 0.2m lead to Wieland GST18i3 plug



INS95102

INS95104

Power Strips

INS95102	2 Power 45° & 2 Switches, Black/Silver, 245 x 52 x 43mm
INS95104	4 Power 45° & 1 Switch, Black/Silver, 365 x 52 x 43mm



INS95000

Safety Module

INS95000	Overvoltage Protection Unit, With mains & Frequency filters, 220 x 52 x 43mm
----------	--



INS95001

Safety Module

INS95001	Stainless Steel Flat Mounting Plates, Stainless Steel, 55 x 51 x 1mm
----------	--

Mita SELECT custom modules are the central components of video, audio and network connections.

Their construction offers you simple and flexible installation in facility systems. The versatility of SELECT custom modules make Mita facility systems even more flexible. With the easy-to-swap modules you can create units to meet the individual data, video and audio connection requirements of your customers quickly and simply.

Simple fitting and removal mean that all installations can be quickly adapted to changed requirements or brought up to the current state of the art.



Features and benefits

- Flexibly interchangeable modules
- For data, video and audio connections
- Ability to upgrade your equipment with the latest custom modules.



INS90002

INS90005

INS90006



INS90011

INS90003

INS90004



INS90001

INS90008



INS90009

INS90007



INS90010

Select Custom Modules

INS90002	1 HDMI Keystone, Black
INS90005	Cat6 Coupling Socket/Socket, Front: RJ45. Rear: TJ45 - Unshielded, Black
INS90006	CAT6 Coupling Socket, Front: RJ45. Rear: TJ45 - Shielded, White
INS90011	1 USB 3.0A / A Keystone, Black
INS90003	2x Keystone module, Black
INS90004	1x Keystone module, Black
INS90001	1 VGA & Miniature Jack module, Black
INS90008	1 Data Cabling Bushing module, Black
INS90009	1 VGA Cabling Bushing module, Black
INS90007	Keystone Socket Cover, Black
INS90010	Blank Cover module, Black

Features and benefits

- Supply and extension cables are pre-assembled with integrated earth connection
- Available in different lengths enabling the extension of the power strips without the need for tools



INS90502



INS90504



INS90510



INS90511



INS90513



INS90520



INS90521



INS90522



INS90523

GST Power Leads

INS90502	1.5mm ² , UK 13A Plug, GST18i3 Socket, 2M Length
INS90504	1.5mm ² , UK 13A Plug, GST18i3 Socket, 4M Length

GST Connector Leads

INS90510	1.5mm ² , GST18i3 Plug, GST18i3 Socket, 0.3M Length
INS90511	1.5mm ² , GST18i3 Plug, GST18i3 Socket, 1M Length
INS90513	1.5mm ² , GST18i3 Plug, GST18i3 Socket, 3M Length

GST Connectors

INS90520	GST/GST Coupler Connector, 40 x 28 x 11mm
INS90521	1xInput, 2xOutput Multiplier GST18, vertical tee, 44 x 28 x 43mm

GST Connectors

INS90522	1xInput, 2xOutput Multiplier GST18, flat tee, 65 x 48 x 15mm
INS90523	Appliance Plug With Screw Terminal, 70 x 28 x 13mm

3 and 4 compartment floor boxes

Supplying power and data via raised floor solution offers many advantages for the modern office. Mita floor boxes give you access to power and data wherever it is required. Both the end-user and the installer can benefit from the accessibility.

Cable outlets and lid

The cable outlets are lined with foamed plastic, preventing dirt from penetrating into the box. The lid can be rotated through 180 degrees to re-position the cable outlet in the opposite direction and can be removed in one simple operation.

Lockable lid

On request.



Flush lid infill

Flush lid infills of linoleum or brushed stainless steel are available as optional accessories.

Snap locks

Snap-locks (plastic lid only) reduce the risk of cables pushing the lid open.

Strong cover

Lid reinforced with 3 mm steel insert plate.



Hinge

Lid will release when opened in excess of 90 degree angle to prevent damage to box.

Pre-wired boxes available

Reduce on-site installation time and avoid wiring errors. Fully assembled and factory tested.



Swivel fixing (optional)

RCD/MCB/RCBO Protection

The 3-compartment 100 and 130 mm box comes complete with a plastic cover to house a RCD/MCB/ RCBO unit, if required.

DIN rail kit and RCD/MCB/RCBOs

may be purchased separately. (3 compartment 70 mm box comes complete with a metal blanking plate.)

Quick fix function

For quick and easy installation, self locking tabs push fit into place to secure the box.

Metal base box

Base box in three different heights, 70, 100 and 130 mm.

Metal compartment dividers

Ensure good separation of power and data.

Cable retainers (optional)

To hold cables in place and prevent them being pulled out or damaged between the lid and trim.

Various knockouts

Various knockouts per compartment for flexible conduits. 70 mm box - Ø 20 mm 100 mm box - Ø 20/25 mm 130 mm box - Ø 20/25 mm incl. one Ø 32 mm.

Easy to install and use



Flexible solution

Use underfloor powertrack and tap-off units from Schneider Electric.



P116384 P117435



Installations of raised access floor box with underfloor powertrack and tap-off units

A convenient and flexible solution for power distribution in premises where raised access floors have been installed.



Quick-fix function

For quick and easy installation, self-locking tabs push-fit into place to secure the box, effective in all floor types. No tools are required.



High capacity

Three or four plates, with metal compartment dividers for good separation of power and data.



RCD/ MCB/ RCBO

3-compartment 100 and 130 mm box comes complete with cover to house a RCD/ MCB/ RCBO unit, if required. DIN rail kit and RCD/ MCB/ RCBOs may be purchased separately.



Cable retainers (optional)

To hold cables in place and prevent them being pulled out or damaged between the lid and trim.



Self-closing

The lid is self-closing to minimize the risk of accidents. When opened in excess of 90 degrees, the lid will release.



Cable outlets

The lid has double cable outlets and can be turned through 180 degrees.



Carpet/infill recess

In the plastic trim box the maximum thickness of the insert material is 6 mm and in the stainless steel trim box it is 15 mm.



Lockable lid (optional)

Available pre-fit, on request.

Empty floor outlet boxes

Type	Colour	Dimensions A/B/C (mm)	Qty per package	Ref. No.
------	--------	-----------------------	-----------------	----------

Complete, rectangular, three or four compartment floor outlet box for use with British Standard outlets. A wide range of mounting plates in both 75 and 87 mm width are available. The floor box is provided with a quick-fix, metal base box. The lid, with integrated cable outlets, can be installed in two positions and can easily be removed during installation and use. The lid can be fitted with a floor material insert; the plastic floor box has a ready-to-use infill available as an accessory.

Three-compartment floor outlet boxes for 87 mm mounting plates

The three-compartment plastic trimmed floor box has a maximum outlet capacity of 3x2 gang accessories. The 70 mm deep box comes with a steel cover over the empty space next to the 3rd compartment, whereas the 100 and 130 mm deep versions have a plastic cover. The space underneath the cover gives extra cable space / enhanced bending radius, to the 3rd compartment.

Alternatively, for 100 and 130 mm deep versions, modular DIN-rail equipment, such as an RCD earth leakage breaker, can be used by fixing the optional DIN-rail kit in the bottom of the base box and removing the knock-outs in the plastic cover.

Material: PA/ABS, sheet steel.

70 mm deep	Grey	70/222/348	1	INS53070
85 mm deep	Grey	85/222/348	1	INS53085
100 mm deep	Grey	100/222/348	1	INS53100
130 mm deep	Grey	130/222/348	1	INS53130

As the above but in brushed stainless steel.

Material: Stainless steel, sheet steel. Available Autumn 2010

70 mm deep	-	84/222/348	1	INS53170
100 mm deep	-	114/222/348	1	INS53200
130 mm deep	-	144/222/348	1	INS53230

Four-compartment floor outlet boxes for 75 mm mounting plates

The four-compartment plastic trimmed floor box has a maximum outlet capacity of 4x75mm wide plates (maximum of 3 twin switch sockets + 1 data plate). DIN-rail not compatible with four-compartment box.

Material: PA/ABS, sheet steel

70 mm deep	Grey	70/222/348	1	INS54070
100 mm deep	Grey	100/222/348	1	INS54100
130 mm deep	Grey	130/222/348	1	INS54130

As the above but in brushed stainless steel.

Material: Stainless steel, sheet steel. Available Autumn 2010

70 mm deep	-	84/222/348	1	INS54170
100 mm deep	-	114/222/348	1	INS54200
130 mm deep	-	144/222/348	1	INS54230



Pre-wired floor boxes

Three-compartment floor outlet boxes

Ready-to-use, pre-wired plastic trimmed floor boxes, 100 mm deep. Configuration options include one/two twin switched sockets, standard earth (SE) or clean earth (CE) and connection to a 3 m 32A unfused or a 5 m 13A fused tap-off for busbar connection (other variations available on request). RCD can be fitted as an option.

Material: PA/ABS, sheet steel.

Type A One twin BS 13A SSO (SE), 3 m /32A unfused tap-off with 30mA RCD fitted	Grey	100/222/348	1	INS53101 INS53101RCD
---	------	-------------	---	-------------------------

Type B Two twin BS 13A SSO (SE), 3 m /32A unfused tap-off with 30mA RCD fitted	Grey	100/222/348	1	INS53102 INS53102RCD
---	------	-------------	---	-------------------------

Type C One twin BS 13A SSO (SE), 5 m /13A fused tap-off with 30mA RCD fitted	Grey	100/222/348	1	INS53103 INS53103RCD
---	------	-------------	---	-------------------------

Type D Two twin BS 13A SSO (SE), 5 m /13A fused tap-off with 30mA RCD fitted	Grey	100/222/348	1	INS53104 INS53104RCD
---	------	-------------	---	-------------------------

Type E One twin BS 13A SSO (CE), 3 m /32A unfused (CE) tap-off with 30mA RCD fitted	Grey	100/222/348	1	INS53105 INS53105RCD
--	------	-------------	---	-------------------------

Type F Two twin BS 13A SSO (CE), 3 m /32A unfused (CE) tap-off with 30mA RCD fitted	Grey	100/222/348	1	INS53106 INS53106RCD
--	------	-------------	---	-------------------------



Pre-wired floor boxes



Type	Colour	Dimensions A/B/C (mm)	Qty per package	Ref. No.
Three-compartment floor outlet boxes, cont.				
Type G One twin BS 13A SSO (CE), 5 m /13A fused (CE) tap-off with 30mA RCD fitted	Grey	100/222/348	1	INS53107 INS53107RCD
Type H Two twin BS 13A SSO (CE), 5 m /13A fused (CE) tap-off with 30mA RCD fitted	Grey	100/222/348	1	INS53108 INS53108RCD

Four-compartment floor outlet boxes

Ready-to-use, pre-wired floor boxes, 100 mm deep. Configuration options include two/three twin switched sockets, standard earth (SE) or clean earth (CE), and connection to a 3m 32A unfused or a 5 m 13A fused tap-off for powertrack connection (other variations available on request).
Material: PA/ABS, sheet steel.



Type I Two twin BS 13A SSO (SE), 3 m /32A unfused tap-off	Grey	100/222/348	1	INS54101
Type J Three twin BS 13A SSO (SE), 3 m /32A unfused tap-off	Grey	100/222/348	1	INS54102
Type K Two twin BS 13A SSO (SE), 5 m /13A fused tap-off	Grey	100/222/348	1	INS54103
Type L Three twin BS 13A SSO (SE), 5 m /13A fused tap-off	Grey	100/222/348	1	INS54104
Type M Two twin BS 13A SSO (CE), 3 m /32A unfused (CE) tap-off	Grey	100/222/348	1	INS54105
Type N Three twin BS 13A SSO (CE), 3 m /32A unfused (CE) tap-off	Grey	100/222/348	1	INS54106
Type O Two twin BS 13A SSO (CE), 5 m /13A fused (CE) tap-off	Grey	100/222/348	1	INS54107
Type P Three twin BS 13A SSO (CE), 5 m /13A fused (CE) tap-off for powertrack	Grey	100/222/348	1	INS54108

Mounting plates for 3-compartment floor boxes

87 mm wide plates with outlets

173x87 mm plates with British Standard power sockets, for use with a 3-compartment floor box.
Material: Sheet steel.



Q301CE With twin BS1363 13A switched socket (dual earth and clean earth)	Blue	32/87/173	1	INS55300
Q301 With twin BS1363 13A switched socket (dual earth)	Blue	32/87/173	1	INS55301
Q313 With twin BS5733 13A (non- standard and clean earth) socket	Blue	28/87/173	1	INS55313
Q312 With three single BS1363 13A sockets	Blue	28/87/173	1	INS55312



Description

The Mita floor box range contains a complete portfolio of products for installation of British Standard outlets for power and data in raised floor applications. Plastic and stainless steel trimmed floor boxes are available, each including lid, carpet trims and a metal base box, ready for mounting either three or four outlets. The lid can be infilled with various floor materials. The plastic trim can accommodate an insert of up to 6 mm thickness, and ready-to-use lid infills of grey linoleum or stainless steel are available. The stainless steel trim can accommodate up to 15 mm thick insert materials, such as carpet, wood or stone tiles. All floor boxes feature a convenient quick-fix fixing system, enabling a tool-free and secure fit into the floor. The plastic floor boxes are also available in pre-wired versions.

Benefits

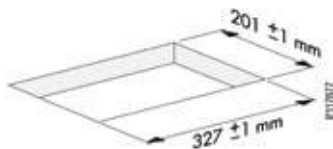
- Quick and easy installation, without tools
- Large outlet capacity
- Wide range of plates and accessories to satisfy end-user requirements
- Three depths: 70, 100 and 130 mm
- The 100 and 130 mm 3-compartment versions are prepared for integration of a circuit breaker
- Lid recesses can be infilled with most common floor finishes
- Reversible, self closing lid
- Durable and scratch-resistant material
- Pre-wired versions: fully assembled and factory tested to eliminate wiring errors and loss of components and reduced installation times
- According to BS EN 60670-23:2008 standard

Dimensions



	A mm	B mm	C mm	D mm
Plastic trimmed boxes				
INS53070 INS5400	75	30	30	6
INS53100 INS54100	105	45	45	6
INS53130 INS54130	135	60	60	6
Steel trimmed boxes				
INS53170 INS54170	84	30	30	15
INS53200 INS54200	114	45	45	15
INS53230 INS54230	144	60	60	15

Floor cut-out



Technical and Material data

PA/ABS	Density	1.12 g/cm ³
	Linear expansion	70x10 ⁻⁶ m/m°C
	Water absorption	0.9%
	Volume resistivity	10 ¹⁴ fi cm
	Dielectric strength	19 kV/mm
	Colour	Grey RAL 7011
PA6	Density	1.13 g/cm ³
	Linear expansion	70-100x10 ⁻⁶ m/m °C
Sheet steel	Colour	Blue RAL 5003
	Specification	S 350 GD
Stainless steel	Density	7.8 g/cm ³
	Surface treatment	Zinc coated
Cable capacity	Specification	X5CrNi 18-10
	Density	7.8 g/cm ³
Temperature range	1720 mm ² , max. cable Ø 11 mm	
Degree of protection	Operating temperature from -25°C to +60°C	
Standards	IP20	
	The products comply with BS EN 60670-23:2008	
The products satisfy the provisions for CE marking according to the Low Voltage Directive 73/23/EEC and 93/68/EEC		







Metalclad

Accessories

A photograph of a modern outdoor deck at dusk. The deck is made of light-colored wood and features a swimming pool in the foreground. Two lounge chairs are positioned on the deck. A green horizontal bar is overlaid on the image, containing the text 'Metalclad Accessories'.

Metalclad

Accessories

Metalclad Accessories ESM Range Surface Mount

Made tough in Galvabond with an attractive grey epoxy powder coated finish, easily surface mounted with only two screws, the range is supplied complete with mounting box and integral earthing terminal with all exposed metal parts bonded to earth for safety and protection

Ample conduit entry knockouts allow for ease of installation and with a wide selection of Switches, Sockets, Grids and Fuse Connectors to choose from, the ESM Range is sure to satisfy just about any demanding installation.



ESM Range accessories are built to take hard knocks and look great while doing it.



ESM31/1/20A, ESM31/1/2A
ESM31/2/20A, ESM31/2/3A



ESM32/1/20A, ESM32/1/2A
ESM32/2/20A, ESM32/2/3A



ESM33/1/20A, ESM33/1/2A
ESM33/2/20A, ESM33/2/3A



ESM34/1/20A, ESM34/1/2A
ESM34/2/20A, ESM34/2/3A



ESM32D20NA



ESM31BPRA/B



ESM31BPRA/P



ESM31IA



ESM15



ESM15N



ESM15/15



ESM25



ESM25N



GU3634GMC25

Switches - 1 Gang

- (Confirms to BS EN 60669-1)

ESM31/1/20A	20A 1 gang 1 way switch
ESM31/1/2A	10A 1 gang 1 way switch
ESM31/2/20A	20A 1 gang 2 way switch
ESM31/2/3A	10A 1 gang 2 way switch

Switches - 2 Gang

- (Confirms to BS EN 60669-1)

ESM32/1/20A	20A 2 gang 1 way switch
ESM32/1/2A	10A 2 gang 1 way switch
ESM32/2/20A	20A 2 gang 2 way switch
ESM32/2/3A	10A 2 gang 2 way switch

IP66 10A - Push Button Control Stations

- (Confirms to BS EN 60669-1)

ESM33/1/20A	20A 3 gang 1 way switch
ESM33/1/2A	10A 3 gang 1 way switch
ESM33/2/20A	20A 3 gang 2 way switch
ESM33/2/3A	10A 3 gang 2 way switch

Switches - 4 Gang

- (Designed to IEC60529)

ESM34/1/20	20A 4 gang 1 way switch
ESM34/1/2A	10A 4 gang 1 way switch
ESM34/2/20A	20A 4 gang 2 way switch
ESM34/2/3A	10A 4 gang 2 way switch

Double Pole Switches

- (Confirms to BS EN 60669-1)

ESM32D20NA	20A 2 gang DP with neon
ESM31DR45N	1 gang 45A DP switch

Bell Press Switches

- (Confirms to BS EN 60669-1)

ESM31BPRA/B	1 gang bell switch
ESM31BPRA/P	1 gang bell switch with "Press"

Intermediate Switches

- (Confirms to BS EN 60669-1)

ESM32IA	2 gang intermediate switch
---------	----------------------------

Sockets

- (Designed to IEC60529)

ESM15	13A 1 gang 250V switched socket (Confirms as per BS:1363)
ESM15N	13A 1 gang 250V switched socket with neon (Confirms as per BS:1363)
ESM15/15	15A 1 gang 250V switched socket (Confirms as per BS: 546)
ESM25	13A 2 gang 250V switched socket(Confirms as per BS 1363)
ESM25N	13A 2 gang 250V switched socket with neon (Confirms as per BS 1363)

Non Standard socket

- (Confirms to BS 1363)

GU3634GMC25	2G 13A DP Metalclad switched socket grey with clear earth and neon rockers
-------------	--



ESM32NFSG



ESM32NFSG

Connection Units

ESM31TBA	25A connection unit (Designed as per BS: 5733,1995)
ESM31FSG	13A unswitched fused outlet (Designed as per BS: 1363, Part 4, 1995)
ESM32NFSG	13A fused outlet with neon (Designed as per BS: 1363, Part 4, 1995)Part 4, 1995)
ESM32DFSG	13A switch fused outlet without neon (Designed as per BS: 1363, Part 4, 1995)(Designed as per BS: 1363, Part 4, 1995)
ESM33TBFSGN	13A unswitched fused outlet with neon and terminal block (Designed as per BS: 1363, Part 4, 1995)
ESM33DNFSG	13A switch fused outlet without neon (Designed as per BS: 1363, Part 4, 1995)
ESM34TDFSGN	13A switched fused outlet with neon and terminal block (Designed as per BS: 1363, Part 4, 1995)



ESM31RJ64A



ESM31RJ88A

Telephone & TV Sockets

ESM31RJ64A	1 gang 6 way 4 contact telephone outlet (IEC11801 Ed2 2002 ANSI / TIA / EIA-568-B.2-1)
ESM31RJ88A	1 gang RJ45 socket outlet (IEC11801 Ed2 2002 ANSI / TIA / EIA-568-B.2-1)
ESM31TV75	1gang TV socket (Designed as per BS: 3041 where applicable)
ESM31TVF	1gang TV, F connection (Designed as per BS: 3041 where applicable)



ESM31X



ESM31X2

Blank Plates

ESM31X	1 gang blank plate (Designed as per BS: 5733)
ESM31X2	2 gang blank plate with lid (Designed as per BS: 5733)



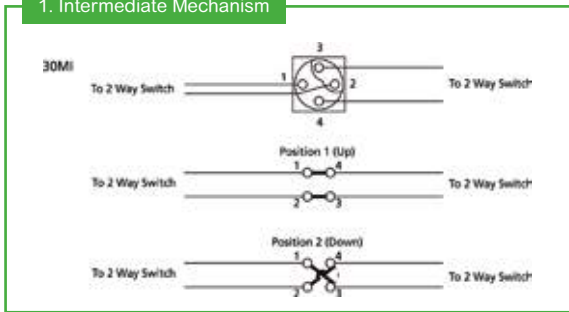


Tehnickal

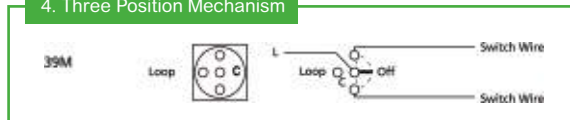
Datasheet

Wiring Diagram

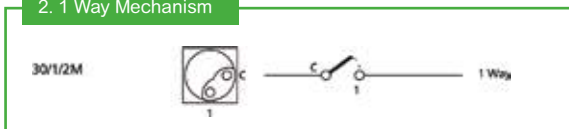
1. Intermediate Mechanism



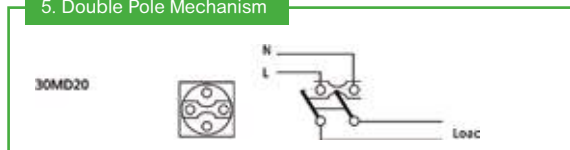
4. Three Position Mechanism



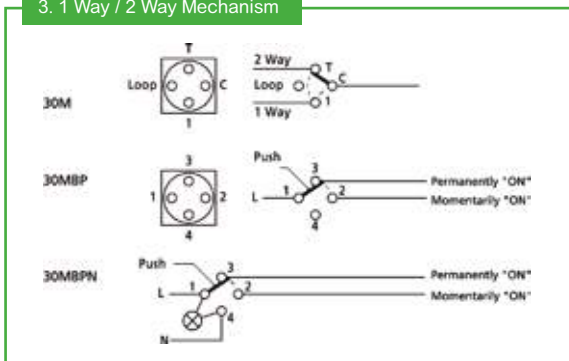
2. 1 Way Mechanism



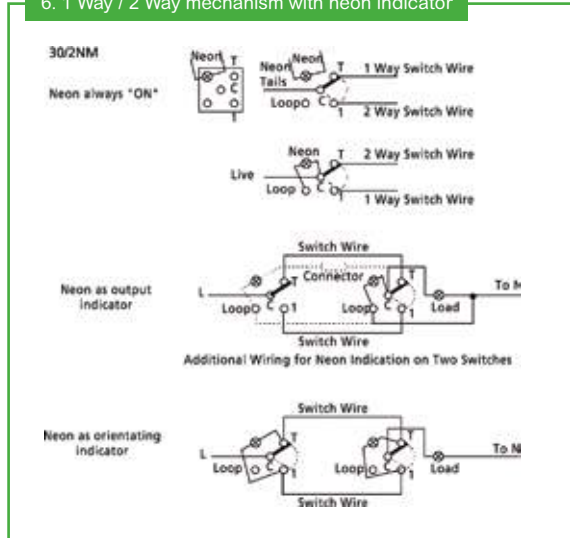
5. Double Pole Mechanism



3. 1 Way / 2 Way Mechanism



6. 1 Way / 2 Way mechanism with neon indicator



Mechanism - Surge Filter

The surge filter is the protection device which protect electronic equipment from instantaneous over-voltage surges. The filter has a built-in neon lamp to indicate that the module is operating correctly. After repeated clamping of minor spikes, or following a voltage surge that exceeds the capacity of the unit, the Metal Oxide Varsitors may become over stressed and fail, causing the neon lamp to extinguish.

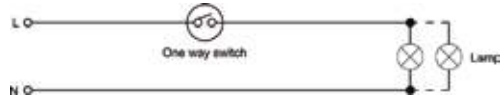
Although the module will no longer offer voltage surge, the power outlet will continue to operate normally and the module should be replaced as soon as possible.

Specifications

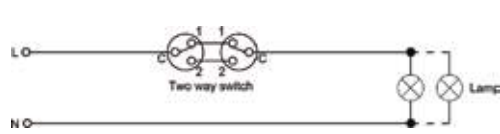
Normal Operating Voltage	265V A.C.
Normal Operating Current	10A
Maximum Operating Voltage	275 - 369V A.C.
Typical Capacitance	900pF
Max. Withstand Current (8/20µs)	6.5kA
Max. Clamping Voltage (8/20µs, 100A)	710V
Energy Absorption	3 x 140J

Flush Switches

1. One way wiring diagram

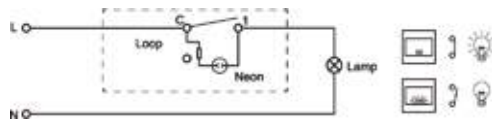


2. Two way wiring diagram

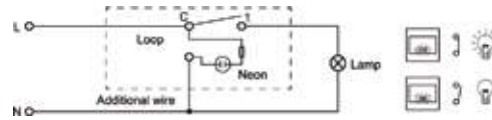


One Way Circuit with Neon Indicator

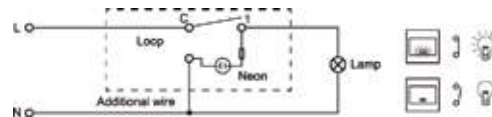
1. Neon as orientating indicator



2. Neon always ON

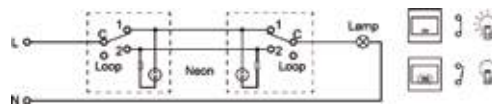


3. Neon as output indicator

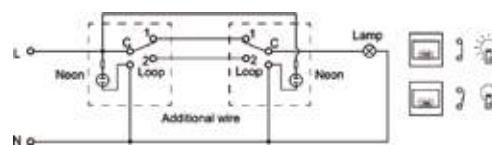


Two Way Circuit with Neon Indicator

1. Neon as orientating indicator



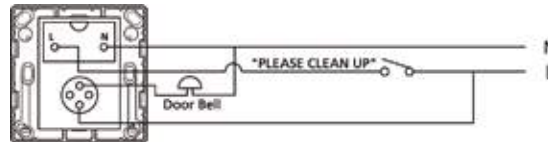
2. Neon always ON



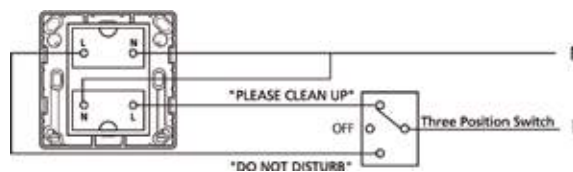
Hotel Products

Wiring Diagram

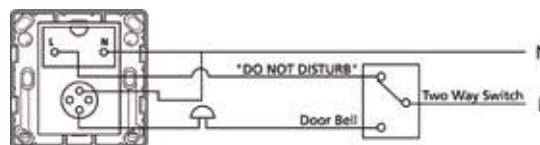
1. Bell push switch with illuminated "Please Clean Up" symbol



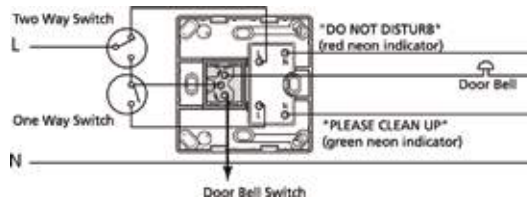
2. Illuminated "Do Not Disturb" & "Please Clean Up" symbol



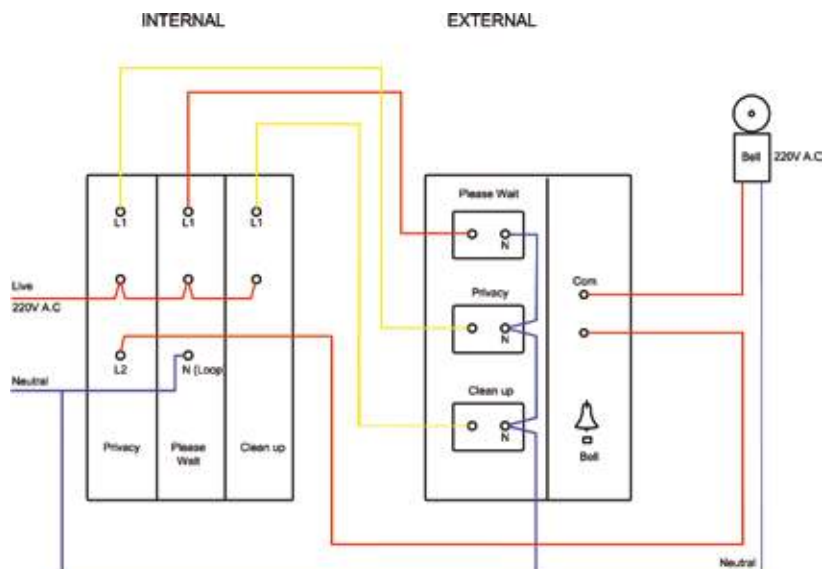
3. Bell push switch with illuminated "Do Not Disturb" symbol



4. Entrance Bell Press & Message Panel

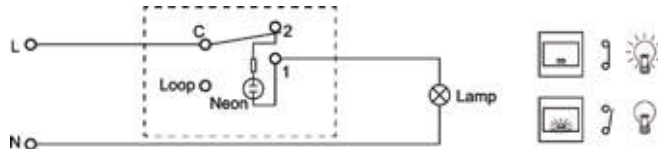


5. Pieno Courtesy Panels

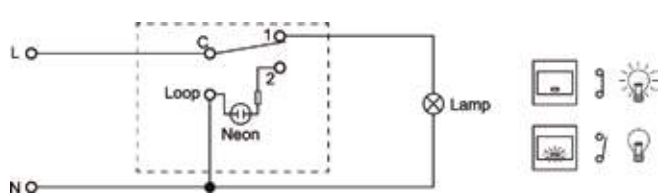


Two Way Switch Connected in One Way Circuit

1. Neon as orientating indicator

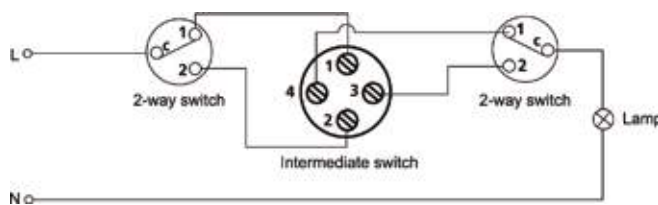


2. Neon as orientating indicator



Intermediate Switch

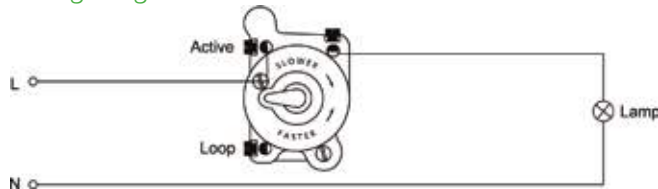
Wiring Diagram



Use this intermediate switch for a 3-way switching design only and in accordance with the schematic wiring on the left. We do not recommend using it in any other applications, as it changes the polarity of a circuit that may cause danger to life and/or damage to appliances.

Pneumatic Time Delay Switch

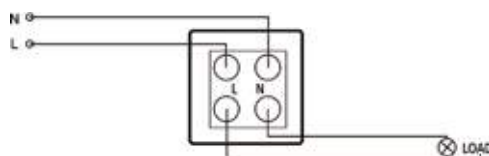
Wiring Diagram



Turn on the timer by pressing the button in. The switch will stay on until the button returns out and the time delay Can be adjusted from 2 to 10 minutes. For adjustment, carefully rotate arm at rear of switch by Small increments.

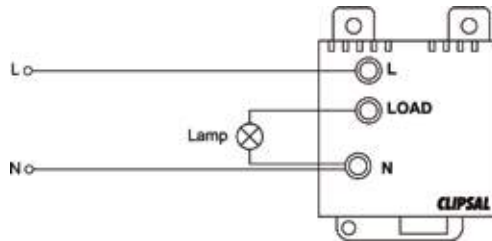
Double Pole Switch

Wiring Diagram

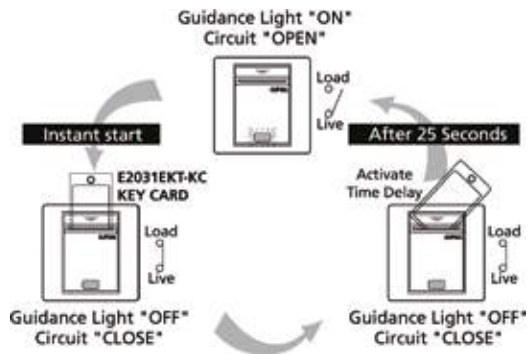


Electronic Key Card Switch

Wiring Diagram



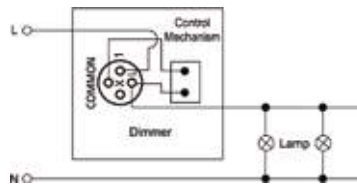
Operation



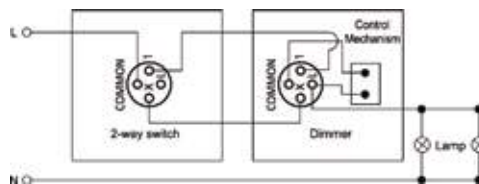
500W Dimmer Switch

Wiring Diagram

1. One way wiring diagram



2. Two way wiring diagram



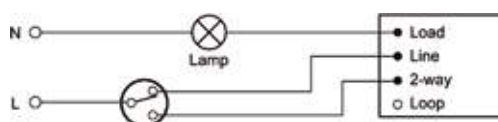
1000W Dimmer Switch

Wiring Diagram

1. One way wiring diagram



2. Two way wiring diagram

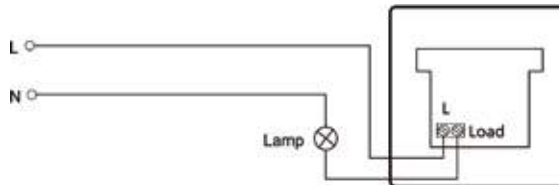


This dimmer is designed to control incandescent loads from 60W to 1000W maximum. The dimmer is switched ON & OFF is by pushing the knob, brightness is adjusted by rotation of the control knob – clockwise for bright and anti-clockwise for dim.

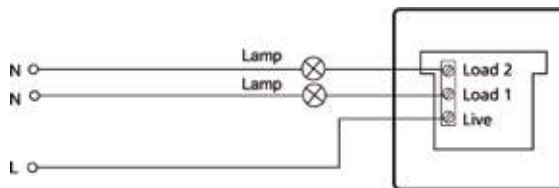
Electronic Dimmer Switch

Wiring Diagram

1. One gang one way wiring diagram



2. Two gang two way wiring diagram



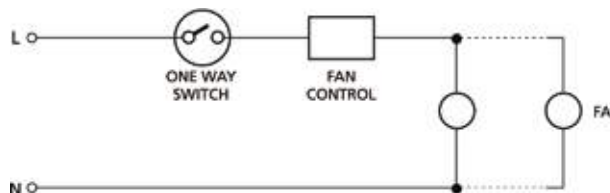
Single quick press for light ON/OFF, press and hold to activate continuing ramping cycle. The switch incorporates a surge filter for instantaneous surge protection and built-in memory to restore previous light level.

Specifications

Description	1G Dimmer	
Voltage	200-250V a.c. 50/60Hz	
Power Rating	40-600W	40-400W x 2 Channels
Load Type	Incandescent lamp only	
Standby Current	≤13mA	
Dimension	87 x 87 x 40mm	87 x 87 x 50mm
Mounting Wall Box	25mm deep or above	35mm deep or above
Operating Temperature	0 - 35°C	0
Compliance	BS5518	

outlet - FCC standard

Wiring Diagram



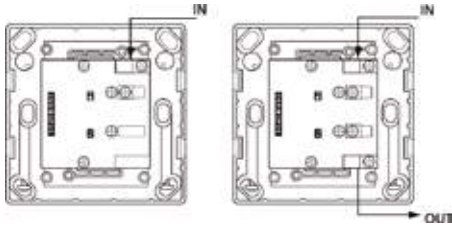
The Schneider Electric fan controller is a solid state unit, designed to provide smooth speed variations from full to slow on Most fans. Fan speed Can set to suit any conditions. Full speed for efficient exhaust of stale air or steam in kitchens and bathrooms. Otherwise, the controller should be adjusted to the low setting for constant, quiet circulation and change of fresh air.

Any number of fans May connect in parallel up to a total loading of 400VA. Only similar types of fans should be connected in parallel to minimize the possibility of resultant variable speeds.

Telecommunication Accessories TV-FM Socket Outlets

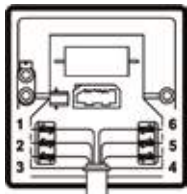
Wiring Diagram

Schneider Electric TV-FM provides safety isolation rated at 2kV a.c. between aerial lead and socket. Twin outlet with TV/FM diplexer for connection to single coaxial cable with combined TV and FM signals.

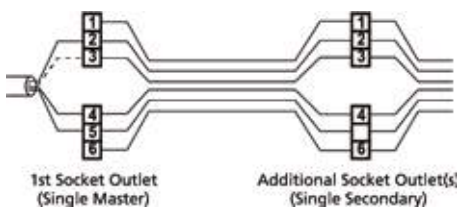


Specifications

Description	TV, FM Socket with 1 cord grip, slave unit	TV, FM Socket with 2 cord grips, master unit
Frequency Bandwidth	FM 88~108MHz TV 5~68MHz and 125~862MHz	FM 87.5~108MHz TV 5~68MHz and 125~862MHz
Insertion Loss	< 1.0db	3.5±0.5db
Isolation	>16db	TV-FM > 16db Output-FM > 30db Output-TV > 22db
Load		75 (ohm)
High Voltage Tolerance		2kV a.c.
Dimension		87mm x 87mm
Mounting Centre		60.3mm
Compliance		BS 3041 : CE marked



Existing Incoming Cable from PBX, etc.



Telephone outlet - BS standard

Wiring Diagram

Example of typical connection:

1. Connection to 2 and 5
2. Earth recall (when used) Connect to terminal 4
3. Connection to terminal 3 is not usually required.

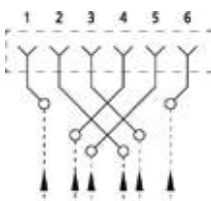
All socket outlet connections are in parallel - any number of socket outlets can be connected, but it is recommended that only a maximum of 5 telephones can be used at any one time on one line.

Wiring colour code

Pin No.	Pin Code
1	Green/ White
2	Blue/ White
3	Orange/ White
4	White/ Orange
5	White/ Blue
6	White/ Green

outlet - FCC standard

Wiring Diagram

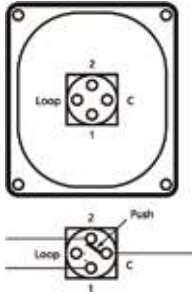


Wiring colour code

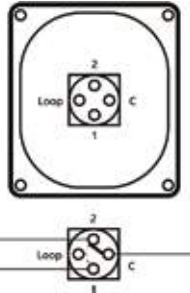
Pin No.	Pin Code
1	Blue
2	Yellow
3	Green
4	Red
5	Brown
6	White

Weatherproof Series - WS Surface Switches Wiring Diagram

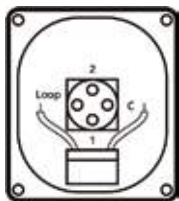
WS226 PB Series



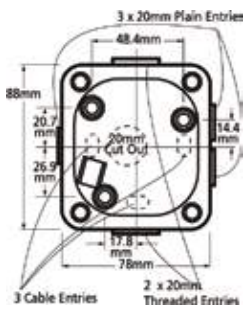
WS226 PB Series,
WS229 Series



WS 226N

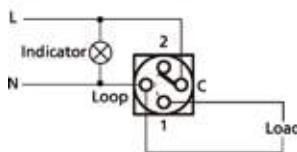


WS Series Mounting
Holes detail



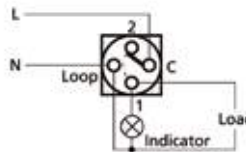
• One Way Switching

Indicator "ON" continuously



Indicator "ON", indicates Power Available

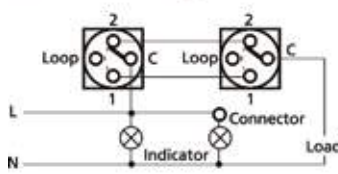
Indicator "ON", when load is "ON"



Indicator "ON", indicates switch is "ON"

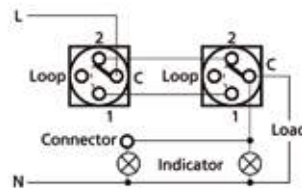
• Two Way Switching

Indicator "ON" continuously



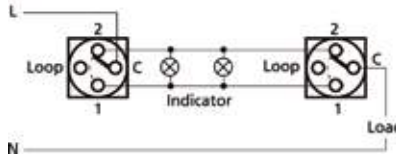
Indicator "ON", indicates Power Available

Indicator "ON", when load is "ON"



Indicator "ON", indicates switch is "ON"

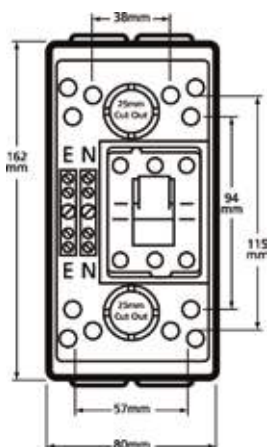
Indicator "ON", when load is "OFF"



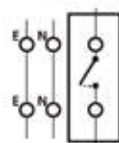
N

Weatherproof Series - WHS / WHD / WHT Isolator Switches

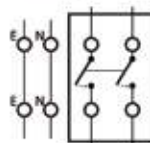
Wiring Diagram



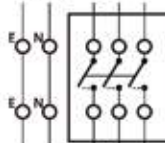
Single pole



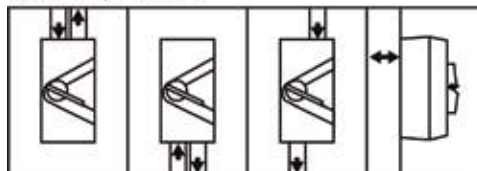
Double pole



Triple pole



Conduit Entry Alternatives




Dual 25mm screwed conduit entries top and bottom of the casing allow four ways to surface wire the switch.

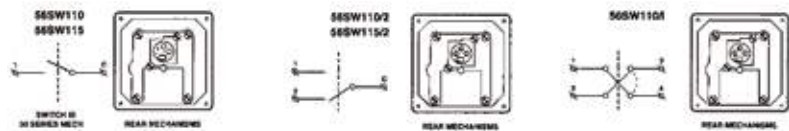
Surface Switches

Cat. No.	No. of Switched Poles	I_{thb} (A)	U_e (V)	Utilization Category (A)			M rating	Conductor Size (mm ²)	
				AC21	AC22	AC23		Min.	Max.
S56SW110	1	10	250	10	8	8	M80	1.5	6
S56SW110/2	1	10	250	10	8	8	M80	1.5	6

Dimension




Wiring Diagram

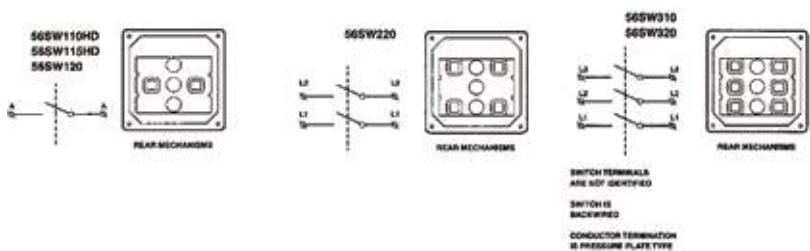


Cat. No.	No. of Switched Poles	I_{thb} (A)	U_e (V)	Utilization Category (A)			M rating	Conductor Size (mm ²)	
				AC21	AC22	AC23		Min.	Max.
S56SW120	1	20	250	20	20	20	M260	2.5	25
S56SW220	2	20	500	20	20	20	M220	2.5	25
S56SW310	3	10	500	20	20	20	M100	1.5	25
S56SW320	3	20	500	20	20	20	M100	2.5	25

Dimension




Wiring Diagram



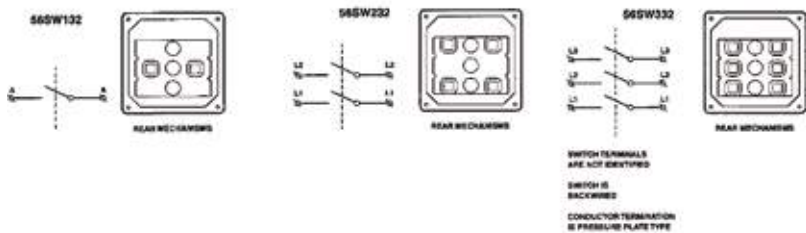
Surface Switches

Cat. No.	No. of Switched Poles	I_{the} (A)	U_e (V)	Utilization Category (A)			M rating	Conductor Size (mm ²)	
				AC21	AC22	AC23		Min.	Max.
S56SW132	1	32	250	32	32	20	M260	4	25
S56SW232	2	32	500	32	32	20	M220	4	25
S56SW332	3	32	500	32	32	20	M100	4	25

Dimension




Wiring Diagram

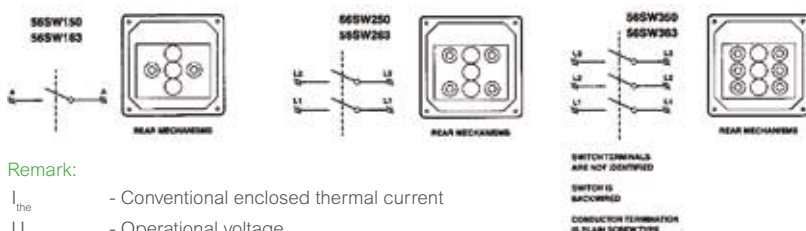


Cat. No.	No. of Switched Poles	I_{the} (A)	U_e (V)	Utilization Category (A)			M rating	Conductor Size (mm ²)	
				AC21	AC22	AC23		Min.	Max.
S56SW150	1	50	250	50	50	25	M250	10	25
S56SW163	1	63	250	63	63	25	M250	16	25
S56SW250	2	50	500	50	50	25	M220	10	25
S56SW263	2	63	500	63	63	25	M220	16	25
S56SW350	3	50	500	50	50	25	M200	10	25
S56SW363	3	63	500	63	63	25	M200	16	25

Dimension



Wiring Diagram



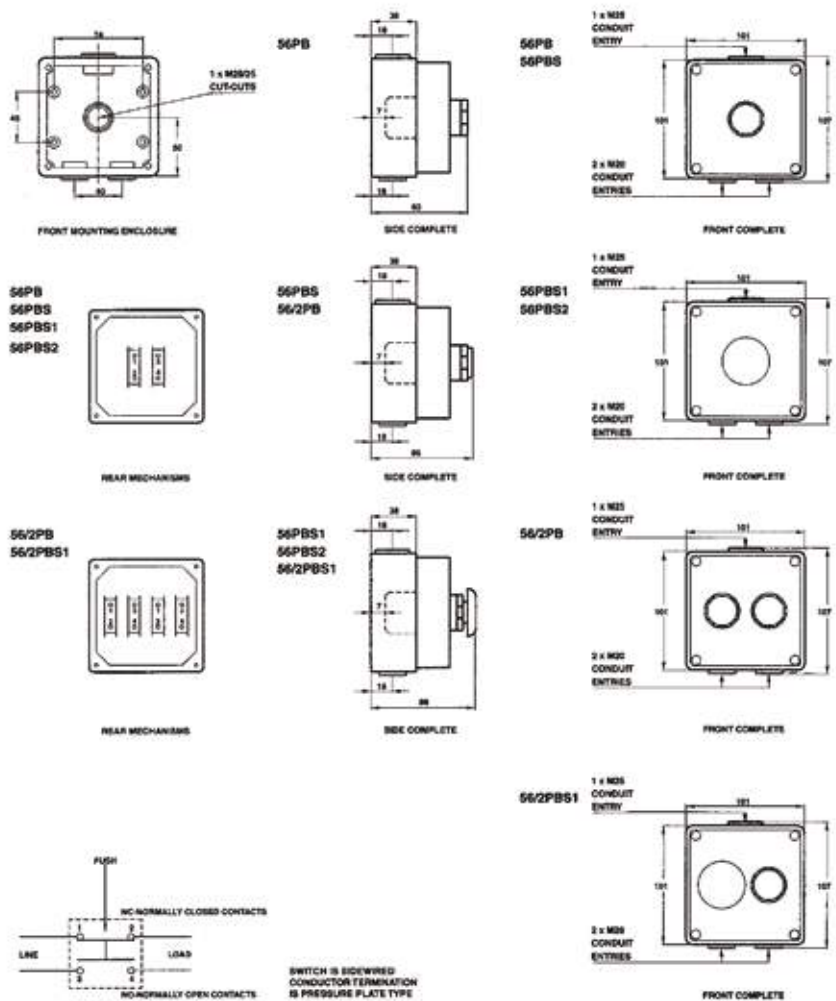
Remark:

- I_{the} - Conventional enclosed thermal current
- U_e - Operational voltage
- AC21 - Switching of resistive loads, including moderate overloads
- AC22 - Switching of mixed resistive and inductive loads, including moderate loads
- AC23 - Switching of motor loads or highly inductive loads
- M rating - For switching of locked rotor current

Push-Button Control Stations

Cat. No.	I_{the} (A)	U_e (V)	Utilization Category (A)		Conductor Size (mm ²)	
			AC15 240V	AC13 24V	Min.	Max.
56PB	10	250	6	8	1	4
56PBS	10	250	6	8	1	4
56PBS1	10	250	6	8	1	4
56/2PB	10	250	6	8	1	4
56/2PBS1	10	250	6	8	1	4

Dimensions and wiring diagrams



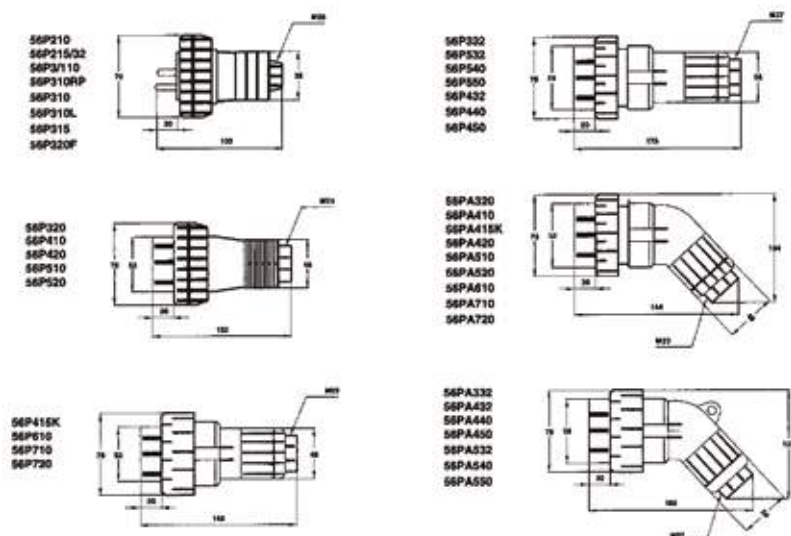
Remark:

- 56PB - (No markings, colour green, non-latching)
- 56PBS - (Stop, colour red, non-latching)
- 56PBS1 - (Emergency stop, marked on switch and plate, colour red mushroom, latching)
- 56/2PB - (Stop/Start, colour red/green, non-latching)
- 56/2PBS - (Stop, colour red mushroom, latching) (Start, colour green, non-latching)
- I_{the} - Conventional enclosed thermal current
- U_e - Operational voltage

Angle & Straight Plugs

Cat. No. (Straight)	Cat. No. (Angle)	I _{the} (A)	U _e (V)	No. of Pins	Conductor Size (mm ²)		Cable Nominal Diameter		Gland Nut Thread (mm)	
					Min.	Max.	Min.	Max.	Straight	Angle
56P210	-	10	250	2 Parallel Flat	1	2.5	7	12.5	20	
56P215/32	-	15	32	2 Polarised	1.5	2.5	7	12.5	20	
56P3/110	-	10	110	2 Round & Flat Earth	1	2.5	7	12.5	20	
56P310RP	-	10	250	3 Round	1	4	7	12.5	20	
56P310	-	10	250	3 Flat	1	2.5	7	12.5	20	
56P310L	-	10	250	2 Flat & Round Earth	1	2.5	7	12.5	20	
56P320F	-	20	250	3 Flat	2.5	2.5	7	12.5	20	
56P315	-	15	250	3 Flat	1.5	2.5	7	12.5	20	
56P320	56PA320	20	250	3 Round	2.5	4	6	15.7	25	23
-	56PA332	32	250	3 Round	2.5	16	9.5	28		37
56P410	56PA410	10	500	4 Round	2.5	4	6	15.7	25	23
56P416K	56PA416K	16	500	4 Round (unique key configuration)	2.5	4	6	15.7	23	23
56P420	56PA420	20	500	4 Round	2.5	4	6	15.7	25	23
56P432	56PA432	32	500	4 Round	2.5	16	9	28	37	37
56P440	56PA440	40	500	4 Round	2.5	16	9	28	37	37
56P450	56PA450	50	500	4 Round	2.5	16	9	28	37	37
56P510	56PA510	10	500	5 Round	2.5	4	6	15.7	25	23
56P520	56PA520	20	500	5 Round	2.5	4	6	15.7	25	23
56P532	56PA532	32	500	5 Round	2.5	16	9	28	37	37
56P540	56PA540	40	500	5 Round	2.5	16	9	28	37	37
56P550	56PA550	50	500	5 Round	2.5	25	9	28	37	37
56P610	56PA610	10	500	6 Round	2.5	4/2.5	6	15.7	23	23
56P710	56PA710	10	500	7 Round	2.5	4/2.5	6	15.7	23	23
56P720	56PA720	20	500	7 Round	2.5	4/2.5	6	15.7	23	23

Dimensions



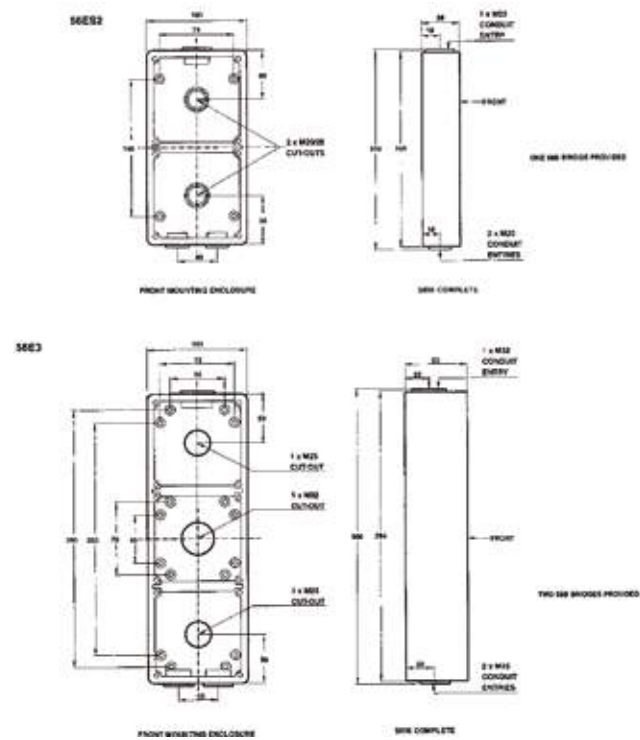
Remark:

- I_{the} - Conventional enclosed thermal current
- U_e - Operational voltage

Mounting Enclosures (Back Boxes)

Cat. No.	No. of Gangs	Dimension (H) x (W) x (D)	Mounting point	No. of Conduit Entries (mm)	Cut out Provision (mm)
56ES2	2	198 x 101 x 38	4	1 x 25, 2 x 20	2 x 20/25
56E3	3	294 x 101 x 63	16	2 x 25, 1 x 32	2 x 25, 1 x 32

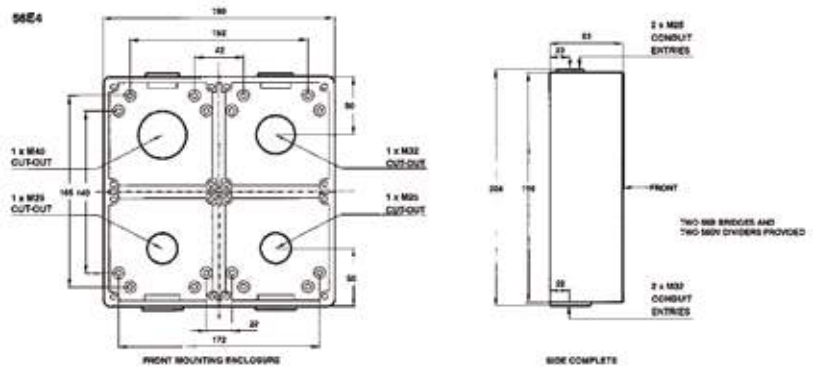
Dimensions



Mounting Enclosures (Back Boxes)

Cat. No.	No. of Gangs	Dimension (H) x (W) x (D)	Mounting point	No. of Conduit Entries (mm)	Cut out Provision (mm)
56E4	4	198 x 198 x 63	16	2 x 25, 2 x 32	2 x 25, 1 x 32, 1 x 40

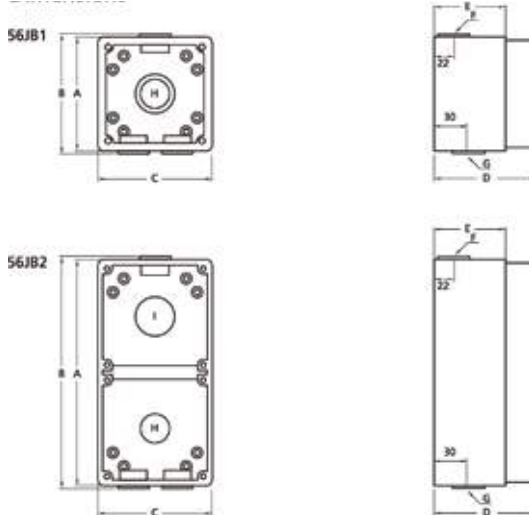
Dimensions



56 JB Series Junction Box

Cat. No.	No. of Gangs	Dimension (mm)					Conduit entries		Cut out provisions			Mounting Points
		A	B	C	D	E	F	G	H	I	J	
56JB1	1	101	107	101	63	90	1 x M32	2 x M25	25			8
56JB2	2	198	204	101	63	90	1 x M32	2 x M25	25	32		8

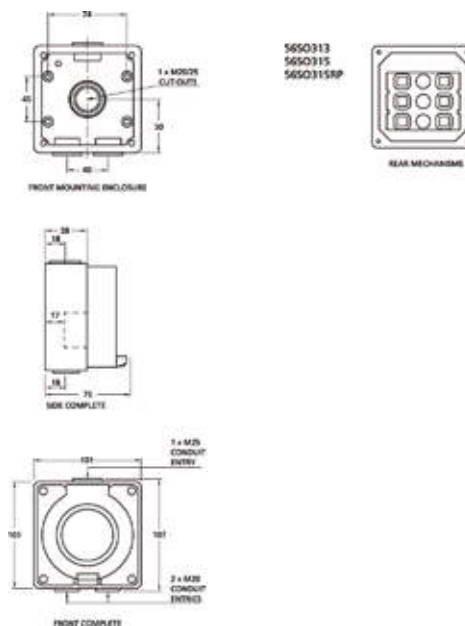
Dimensions



56 JB Series Junction Box

Cat. No.	No. of Socket	I_{the} (A)	U_e (V)	Conductor Size (mm ²)		Dimensions (mm) H x W x D
				Min.	Max.	
56SO313	3 Flat	13	250	1.5	6	107 x 101 x 80
56SO315	3 Flat	15	250	1.5	6	107 x 101 x 80
56SO315RP	3 Round	15	250	1.5	6	107 x 101 x 80

Dimensions



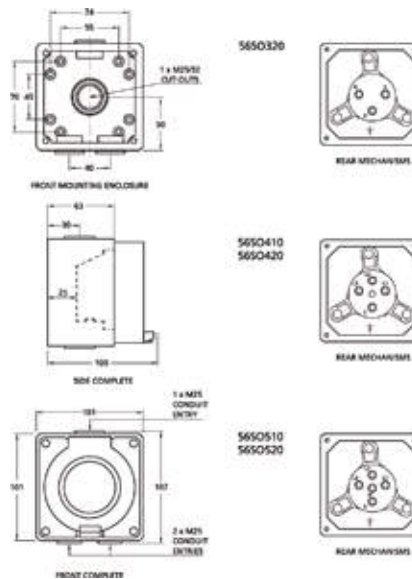
Remark:

- I_{the} - Conventional enclosed thermal current
- U_e - Operational voltage

56 SO Series Socket Outlet

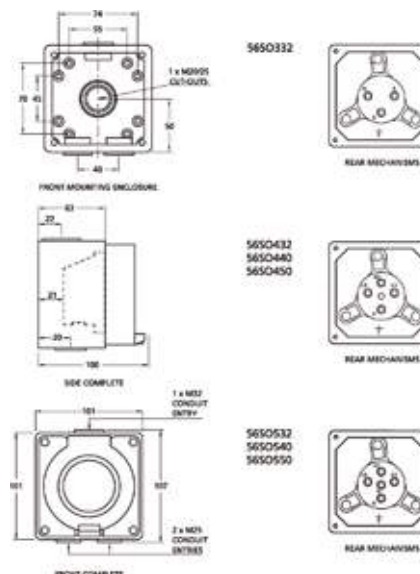
Cat. No.	No. of Socket	I _{the} (A)	U _e (V)	Conductor Size (mm ²)		Dimensions (mm) H x W x D
				Min.	Max.	
56SO320	3 Round	20	250	2.5	6	107 x 101 x 104
56SO410	4 Round	10	500	1.5	6	107 x 101 x 104
56SO420	4 Round	20	500	2.5	6	107 x 101 x 104
56SO510	5 Round	10	500	1.5	6	107 x 101 x 104
56SO520	5 Round	20	500	2.5	6	107 x 101 x 104

Dimensions



Cat. No.	No. of Socket	I _{the} (A)	U _e (V)	Conductor Size (mm ²)		Dimensions (mm) H x W x D
				Min.	Max.	
56SO320	3 Round	20	250	2.5	6	107 x 101 x 104
56SO410	4 Round	10	500	1.5	6	107 x 101 x 104
56SO420	4 Round	20	500	2.5	6	107 x 101 x 104
56SO510	5 Round	10	500	1.5	6	107 x 101 x 104
56SO520	5 Round	20	500	2.5	6	107 x 101 x 104

Dimensions



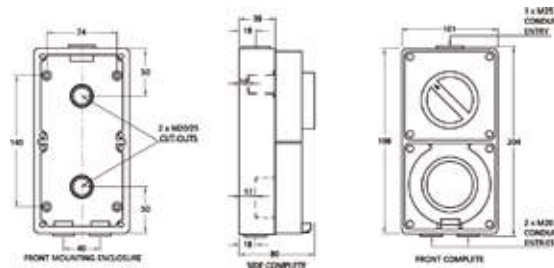
Remark:

- I_{the} - Conventional enclosed thermal current
- U_e - Operational voltage

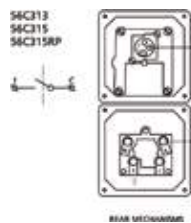
56 Combination Switch Socket Outlet

Cat. No.	No. of Socket	I_{the} (A)	U_e (V)	Utilization Category (A)			M Rating	Conductor Size (mm ²)		Dimensions (mm) H x W x D
				AC21	AC22	AC23		Min.	Max.	
56C313	3 Flat	13	250	13	8	8	M80	1.5	6	204 x 101 x 80
56C315	3 Flat	15	250	15	10	8	M80	1.5	6	204 x 101 x 80
56C315RP	3 Round	15	250	15	8	5	M80	2.5	6	204 x 101 x 80

Dimensions

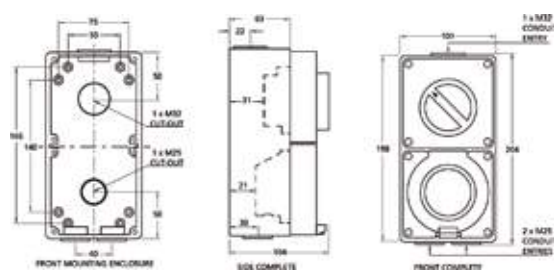


Wiring Diagrams



Cat. No.	No. of Socket	I_{the} (A)	U_e (V)	Utilization Category (A)			M Rating	Conductor Size (mm ²)		Dimensions (mm) H x W x D
				AC21	AC22	AC23		Min.	Max.	
56C332	3 Round	32	250	32	32	20	M260	6	16	204 x 101 x 104
56C432	4 Round	32	500	32	32	20	M100	4	16	204 x 101 x 104
56C440	4 Round	40	500	40	32	20	M100	10	16	204 x 101 x 104
56C532	5 Round	32	500	32	32	20	M100	4	16	204 x 101 x 104
56C540	5 Round	40	500	40	32	20	M100	10	16	204 x 101 x 104

Dimensions



Wiring Diagrams



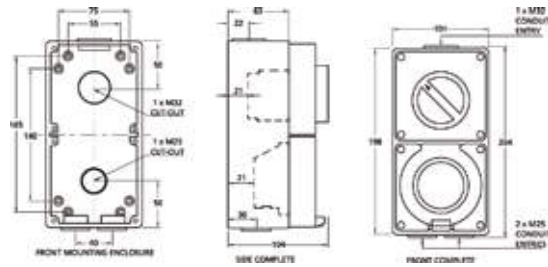
Remark:

- I_{the} - Conventional enclosed thermal current
- U_e - Operational voltage
- AC21 - Switching of resistive loads, including moderate overloads
- AC22 - Switching of mixed resistive and inductive loads, including moderate overloads
- AC23 - Switching motor loads or highly inductive loads
- M rating - For switching locked rotor current
- U_e - Operational voltage

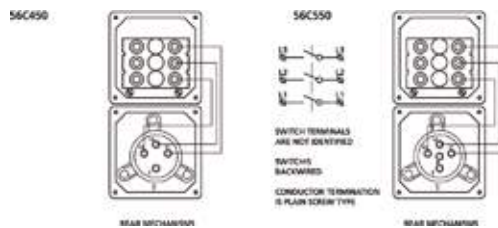
56 Combination Switch Socket Outlet

Cat. No.	No. of Socket	I_{the} (A)	U_o (V)	Utilization Category (A)			M Rating	Conductor Size (mm ²)		Dimensions (mm) H x W x D
				AC21	AC22	AC23		Min.	Max.	
56C450	4 Round	50	500	50	50	25	M200	10	16	204 x 101 x 104
56C550	5 Round	50	500	50	50	25	M200	10	16	204 x 101 x 104

Dimensions

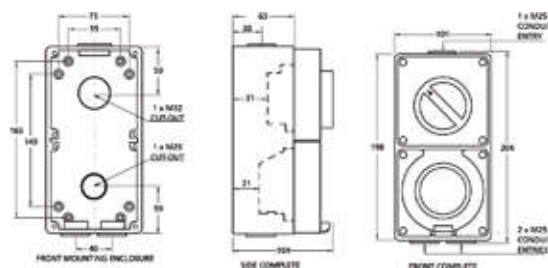


Wiring Diagrams

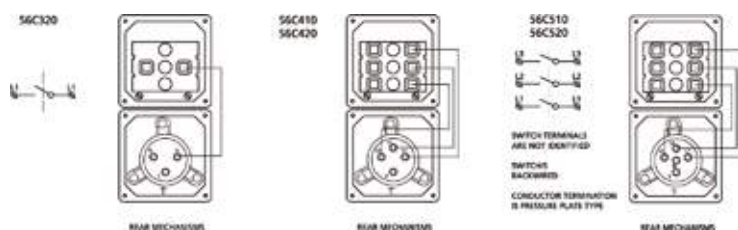


Cat. No.	No. of Socket	I_{the} (A)	U_o (V)	Utilization Category (A)			M Rating	Conductor Size (mm ²)		Dimensions (mm) H x W x D
				AC21	AC22	AC23		Min.	Max.	
56C320	3 Round	20	500	20	20	20	M260	2.5	6	204 x 101 x 104
56C410	4 Round	10	500	10	10	10	M100	1.5	6	204 x 101 x 104
56C420	4 Round	20	500	20	20	20	M100	2.5	6	204 x 101 x 104
56C510	5 Round	10	500	10	10	10	M100	1.5	6	204 x 101 x 104
56C520	5 Round	50	500	20	20	20	M100	2.5	6	204 x 101 x 104

Dimensions




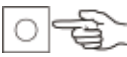
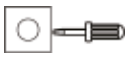



Wiring Diagrams






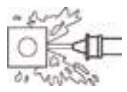




56 International Protection Ratings

IP Ratings or International Protection Code is a standard rating system that indicates the type of environments in which a particular instrument is capable of operating.

The IP Rating takes the form of IPXX where XX are numbers corresponding to a particular rating. The first digit is for solid particle ingress, and the second is for liquids ingress,

First Digit		
No.	Test	Protection
0	No test applied	Inherent degree of protection
1		Protected against solid objects larger than 50mm (e.g. Accidental contact with hand)
2		Protected against solid objects larger than 12mm (e.g. Finger of the hand)
3		Protected against solid objects larger than 2.5mm (e.g. Tools, wires)
4		Protected against solid objects larger than 1mm (e.g. Fine tools and wires)
5		Protected against dust. Prevent entry in sufficient quantity to interfere with satisfactory operation
6		Completely protected against dust

Second Digit		
No.	Test	Protection
0	No test applied	Inherent degree of protection
1		Protected against drops of water falling vertically
2		Protected against drops of water falling at up to 15° from the vertical
3		Protected against spraying water at up to 60° from vertical
4		Protected against splashing from all directions
5		Protected against jets of water from all directions
6		Protected against jets of water of similar force to heavy seas
7		Protected against the effects of immersion
8		Protected against the effects of submersion

Dimmer switches Circuit, lamp and other equipment compatibility

To ensure optimum performance and reliability is obtained from dimmer switches the following recommendations and precautions should be followed as appropriate to the type of dimmer:

General recommendations

Circuits

It is recommended that all lighting circuits incorporating dimmers be protected by a 6A or up to a 10A maximum Type B miniature circuit breaker.

Dimmable low voltage transformers

- Always check transformer compatibility BEFORE installation and if in doubt always check with the dimmer Helpline or the transformer manufacturer. It is recommended that electronic dimmable transformers be loaded to at least 70% of their rated maximum wattage.
- When running multiple lamps on dimmable electronic transformers ensure that all lamps are working correctly. Replace failed lamps as soon as possible as a single failed lamp may cause flickering of all other lamps connected to the same dimmer.
- Do NOT mix electronic and magnetic transformers on the same dimmer switch.
- It is recommended that a maximum number of 5 low voltage transformers only should be connected to an individual dimmer switch
- These electronic dimmer switches, except 1kW, use leading edge (phase delay) dimming technology and must therefore be used with compatible good quality dimmable electronic or wire-wound (magnetic) transformers. Trailing edge (phase cut) dimmable transformers must not be used.
- The 1kW dimmer switch uses trailing edge (phase cut) dimming technology and must therefore be used with compatible good quality dimmable electronic transformers. Do not use the 1kW dimmer with magnetic transformers.

Circuits

- For two-way or more switching ONLY use retractive switches. Do NOT use two-way switches
- The live supply for retractive switches must come from the live (L) connection of the dimmer.
- Do NOT use with Compact Fluorescent Lamps (CFL) even if marked "dimmable", fluorescent lamps and Light Emitting Diode (LED) lamps of any description or motor loads.

Tungsten/Mains Voltage Tungsten halogen Lighting

Most Tungsten lamps can be dimmed; these include standard GLS lamps, candle lamps, reflector and mains voltage Tungsten halogen lamps etc. Tungsten lamps of mains voltage halogen type (GZ10, GU10 or G9) can be dimmed using standard Tungsten dimmers. However, to protect the dimmer, it is important to de-rate the dimmers maximum rating by 50%, (e.g. for dimmer rated as 50W- 400W, it's Tungsten halogen

lamp rating becomes 50W- 200W). This de-rating requirement only applies to plate and grid dimmers rated up to 1500W, for other dimmers, observe individual product guidelines. While observing maximum dimmer ratings, also ensure that the connected load is not less than the minimum rating of each dimmer, otherwise the lamps may flicker and the dimmer may fail.

Tungsten halogen lamps

When using mains voltage Tungsten halogen lamps, it is essential that these types of lamp incorporate internal fuses or are constructed such that arcing at the end of life cannot occur and are from quality lamp manufacturers. The use of inferior low quality lamps is not recommended and will invalidate any guarantee or warranty supplied with the dimmer switch.






LED Lamps - Important information

Schneider Electric LED dimmers have been tested to operate with a wide range of quality dimmable LED lamps. In every instance ensure a quality branded dimmable lamp is used to provide suitable compatibility. However whilst every attempt is made to ensure compatibility with the majority of manufacturer lamps due to ongoing developments of both dimmers and lamps, Schneider cannot guarantee operation in every instance. Schneider Electric always recommend that the lamp is tested for operation before it is used throughout the installation.

If the LED lamp flickers at minimum dim Level, use the below procedure to set the LED lamp to adjust and set a higher minimum dimmer position. Please note by using this procedure the minimum dim level of the LED lamp would be increased.

Attention:

* Only to be used if the lamp flickers at the minimum brightness:

1. Switch on the lamp by a single push on the dimmer Knob. 
2. Dim it down to the lowest level. 
3. Press & hold the knob for 5-6 secs until the lamp oscillates from full brightness to minimum brightness. 
4. During these 4 secs rotate the knob to position the desirable min level (higher than the current min level position). 
5. Push the knob once and the lamp will auto oscillate from min to max to confirm the settings have been set. 

Technical specification

Rated Voltage: 220 V-230 Vac 50 Hz
(not compatible with 100-125 Vac or 60 Hz supplies)
Product standards: EN 60669-2-1

Type of ballast	Minimum Load	Maximum load
Mains voltage tungsten halogen lamp	25 W	100 W
Low voltage halogen lamp	25 W	100 W
LED lamp*	5 W	100 W

Dimmer switches

Dimmer installation

Moulded plate mounted dimmers can generally be used with the supplied pattress to replace standard wall switches (where a 16mm box depth is typically used). For flat plate mounted dimmers, 25mm boxes are required. All rotary dimmer terminations and wiring are the same as for standard switches, i.e. COM, L2 (and also L1 for two-way dimmers). Rotary one-way dimmers can only be used for switching and dimming from one position. Rotary two-way (push) dimmers can be used to replace any one, (but not both), of the two-way switch circuit, (note that only one dimmer can be used per switch circuit or lamp(s)); thus the lights can be switched from more than one position but can only be dimmed from one. With any rotary dimmer, if replacing an existing switch or dimmer, make a careful note of which wires are installed in which terminals on the old unit, and then connect them into the terminals with corresponding markings on the new dimmer. To ensure that plate temperatures are within maximum limits, maximum total connected load for a single size plate is 630W, and for a double size plate, 1000W. For low voltage lighting, remember to allow for transformer losses when calculating the total circuit load, typically 15% - 20%. To use electronic dimmers in 1, 2 or more way circuits the specific circuit diagrams detailed and the Important Notes MUST be followed exactly.

Maximum permitted loads in Watts for multiple dimmers in a single enclosure

Front plate gang size	2	3	4	6	8	9	12	18	24
Per row (max rating W)	400	480	480	480	480	480	480	480	480
Total plate (max rating W)	400	480	480	740	740	940	940	1440	1800

Simulated 'Off - Click'

Recent developments within the industry have resulted in rotary dimmer modules not having the positive 'Off Click' as the dimmer is switched off. This has led to consumers returning products identifying they are not functioning. To counter this, Schneider Electric have a 'simulated Off'. The range has been designed to withstand a higher inrush current than others in the market. This inrush is typical when lamps turn on for the lamps 'blow'. Typically this inrush or energy surge can be up to 100 times the normal current being supplied to a lamp. For example the inrush for a 150W lamp could be up to 40NS over 10 milliseconds. A number of dimmer products in the market when tested have a maximum capacity of approximately 20NS. The Schneider Electric product has an equivalent capacity of 50NS. This, therefore means that the Schneider Electric product will last longer within installations, depending on the switching duty. A thermal fuse protects the Schneider Electric module. This will not protect the unit against an inrush but against overloads and short-circuits etc. This fuse is not self restoring or replaceable. It's function is to protect against electrical and fire damage. This requirement was not mandatory in the previous standard and therefore some modules in circulation potentially do not have the safety feature, unlike ours.

Rotary and 2 way (push) dimmers

Circuits

- Only use two-way (push) dimmers in two-way switching circuits. Only use one two-way dimmer in a two-way switching circuit.

Lamps

- These dimmer switches are suitable for dimming incandescent lamps and dimmable CFL lamps only and are NOT to be used with fluorescent lamps, Light Emitting Diode (LED) lamps of any description or motor loads. Use of non-dimmable CFL lamps may permanently damage the dimmer or the lamp and will invalidate any guarantee or warranty supplied with the dimmer switch.
- It is recommended that a maximum number of 5 dimming CFL lamps only should be connected to an individual dimmer switch.

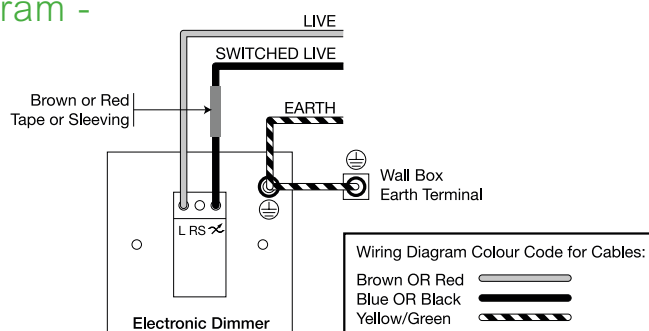
Dimmable low voltage transformers

- Only use low voltage dimmers with transformers. Do not use mains voltage dimmers.
- The low voltage dimmer switches use leading edge (phase delay) dimming technology and must therefore be used with compatible good quality dimmable electronic or wire-wound transformers. Trailing edge (phase cut) dimmable transformers must not be used.

1 way installation wiring diagram - electronic dimmers

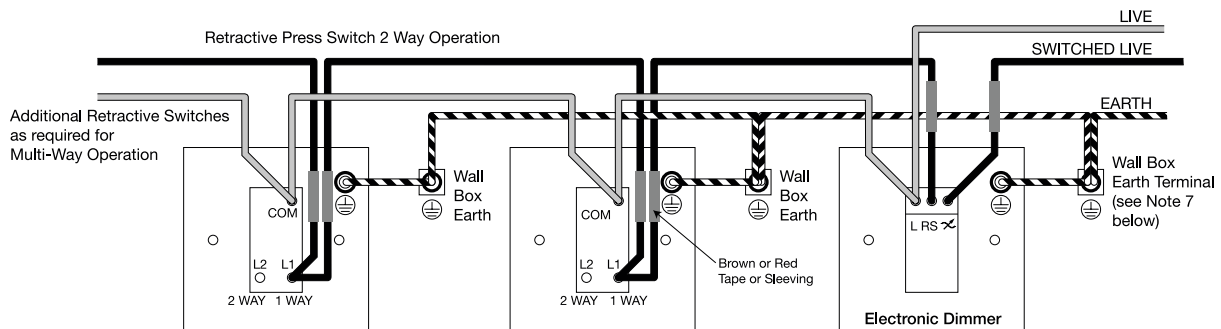
IMPORTANT NOTES - for 1 way Installation

1. Read General Installation Safety Instructions before starting work
2. Do not connect any conductor to dimmer terminal marked RS. This is for use with 2 way switching



Dimmer switches

2 way and multi-way installation wiring diagram where retractive switches are required



Important notes - for two way and multi - way installation

1. Read General Installation Safety Instructions before starting work.
2. Any existing 2 way or intermediate switches **MUST** be replaced with retractive press switches.
3. Any number of retractive press switches may be installed provided total cable length does not exceed 50m.
4. Either 1 way normally open or 2 way retractive push switches may be used.
5. If 2 way retractive switches are used, connect to Common (COM) and normally open L1 (1 way) terminals as shown. Do **NOT** use the L2 (2 way) terminal.
6. If replacing an existing 2 way switch, cut back and insulate the unused 2 way wire previously connected to the L2 (2 way) terminal.
7. All metal wall boxes and metal plate switches must be earthed.
8. Do **NOT** connect more than 1 dimmer in the same circuit.
9. Remove label covering centre terminal on rear of dimmer. This terminal is to be connected to retractive switch as shown in wiring diagram. Do **NOT** connect any other conductor to this terminal.

Wiring accessories

Co-Axial and Satellite sockets

Non isolated

Non-isolated products are intended for direct connection to a single or two separate TV/FM aerial downloads. These units are not designed for use in multi outlet systems.

Single TV/FM outlet for connection to a single TV or FM coaxial aerial lead.

Twin outlet for connection to each of two separate TV/FM, coaxial aerial leads.

Diplex and Triplex

Performance

Diplex

TV/FM diplex units for connection to a single coaxial aerial lead with combined TV and FM signals.

The connector standard IEC 169-2 plug for TV and IEC 169-2 socket for radio.

Triplex

TV/FM/SAT triplex unit for connection to a single coaxial aerial lead with combined TV, FM and satellite signals.

TV: 470-860MHZ

Radio: (FM) 87.5 – 108 MHz and (DAB) 217.5 – 230 MHz.

Satellite: DC – 200kHz and 950-2300MHz.

The connector standard is 'f' for satellite, IEC 169-2 plug for TV and IEC 169-2 socket for radio.

Telephone socket outlets

It is legal for a contractor to install a secondary telephone socket with associated wiring into house-holds with single exchange lines. The contractor may install a secondary socket and wire up to the master socket and wiring to the exchange. This does not include wiring the actual master socket or to the exchange itself. This final connection must be made by an approved installer.

For commercial and industrial installations a PBX (or PABX) internal exchange or 'intelligent' telephones are often fitted. In this case, the contractor may install all of the equipment except for the PBX unit installation. Again this must be carried out by a BSI approved installer and the interface between the PBX/PABX internal system and the incoming external lines must be connected by British Telecom.

Schneider Electric telephone sockets are suitable for use in accordance with BS 7671, formerly the 18th Edition of the IEE Wiring regulations and should be wired in accordance with the diagrams shown.

Example of typical connection

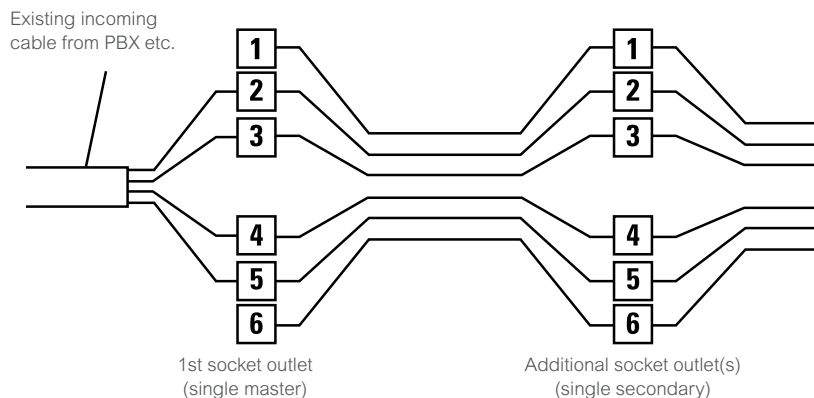
1 Connection to 2 & 5

2 Earth recall (when used) connect to terminal 4

3 Connection to terminal 3 is not usually required

NB (a) Standard 4 wire cable is shown below as incoming cable. If terminals 1 and 6 (normally unused) are required, 6 wire cable may be used.

(b) All socket outlet connections are parallel – any number of socket outlets can be connected, but it is recommended that only a maximum of 5 telephones be used at any one time on one line.



56 Series plastic chemical resistant comparison chart

Product Type (Colour)	All mounting enclosures (ie back box)	Grey transparent covers and plugs	Resistant orange (RO) covers and plugs
Acids			
Weak Solutions			
Hydrochloric	A	A	A
Nitric 10%	A	A	A
Concentrate			
Sulphuric Acid 100%	A	D	D
Alkalis			
Weak Solutions			
Sodium Hydroxide 10% (Caustic Soda)	A	D	B
Concentrate			
Potassium Hydroxide 100%	A-B	D	D
Automotive			
Petroleum	A	D	A
Lubricating Oils		D	A
Hydraulic Oil		D	A
Solvents			
Aliphatic hydrocarbons (alkanes)			
Methane	B	A	A
Propane	A	A	A
Alcohols			
Ethelene Glycol	A	A	A
Glycerol (Glycerin)	A	C	B
Methyl Alcohol (Methanol)	A	D	B
Ethyl Alcohol (Ethanol)	A	A	A
Amines			
Aniline	D	D	D
Aromatic Hydrocarbons			
Methyl Benzene	D	D	B
Xylene	D	D	B
Ethers			
Dimethyl Ethyl	A	A	A
Ketones			
Acetone	A	D	C
Acetophenone	D	D	C
Ethyl Methyl Ketone	D	D	C
Miscellaneous			
Detergent	A	A	A
Inorganic Salts			
Magnesium Sulphate	A	A	A
Oxidising agents			
Weak Solution			
Sodium Hydrochlorite 5%	A	A	A
Strong Solution			
Hydrogen Peroxide 30%	A	A	A
Water			
Ambient	A	A	A
Hot >60°C	C	A	B
Steam	D	D	D

This table should be used as a guide only. Any end user should test to evaluate the suitability of any chemical with any plastic.

A - Excellent
Recommended no adverse effects
after extended exposure.







B - Good
Acceptable minimal loss of
mechanical properties after long
periods of exposure.

C - Fair
Marginal acceptability.

D - Poor
Not recommended for
use.









Ingress Protection ratings

PROTECTION AGAINST SOLIDS

	TEST	PROTECTION
X	No test applied	No specific protection
0	No test applied	Inherent degree of protection
1		Protected against solid objects equal to or greater than 50mm diameter. (eg. accidental contact with hand)
2		Protected against solid objects equal to or greater than 12.5mm diameter. (eg. contact with fi nger)
3		Protected against solid objects equal to or greater than 2.5mm diameter. (eg. tools and wires)
4		Protected against solid objects equal to or greater than 1mm diameter. (eg. fi ne tools and wires)
5		Protected against quantities of dust that could interfere with satisfactory operation.
6		Completely protected against dust.

Defined by IEC 60529
DIN 40050 CEI 70-1

PROTECTION AGAINST LIQUIDS


	TEST	PROTECTION
X	No test applied	No specific protection
0	No test applied	Inherent degree of protection
1		Protected against drops of water falling vertically.
2		Protected against drops of water falling at up to 15 degrees from the vertical.
3		Protected against spraying water at up to 60 degrees from the vertical.
4		Protected against splashing water from all directions.
5		Protected against jets of water from all directions.
6		Protected against jets of water of similar force to heavy seas.
5		Protected against the effects of temporary immersion.
6		Protected against the effects of continuous immersion.

Defined by IEC 60529





Life Is On



[schneider-electric.com](https://www.schneider-electric.com)

Schneider Electric FZE

Customer Care Contacts:

UAE/Pakistan/Yemen, Call us at +971 4 7099333

Bahrain, Call us at +973 17 213277

Kuwait, Call us at +965 22494604

Oman, Call us at 800 73666

Qatar, Call us at +974 44553010

Saudi Arabia, Call us at 920 011101

Fax +971 4 7099399

Schneider Electric Industries SAS

35 rue Joseph Monier

92500 Rueil-Malmaison

France

Gulf0118EN