



VOLUME CONTROL DAMPER - AVCD SERIES AEROFOIL BLADES

STANDARD CONSTRUCTION

- Frame:** 1.2mm thick galvanized steel sheet.
- Blades:** Aerofoil 1.0mm double skin extruded Aluminum profiles/ GI Sheet.
- Axles:** 1/2" square galvanized steel rod.
- Linkage:** Made of galvanized steel. Concealed in frame.
- Bushing:** Self lubricating plastic bushes.
- Quadrant:** Plated steel with wing nut to lock the blades position. Marked to show the position of the blades.
- Fixing to duct:** Flanged frame.
- Single section minimum size:**
 - 100X100mm for Flanged/Box/Slip & clip types.
 - 100X150mm for Hat-shaped type.
- Single section maximum size:**
 - 1200X1200mm for Hat-shaped/Flanged types.
 - 1000X1000mm for Slip & clip/Box types.

Model A..VCDG2PLF



Model MA..VCDG2PLF



BOX TYPE



S&C TYPE

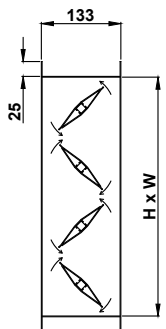


FLANGED TYPE

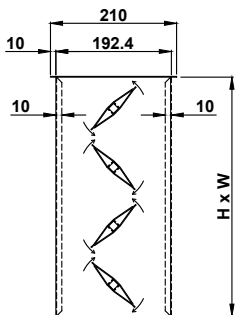


HAT-SHAPE TYPE

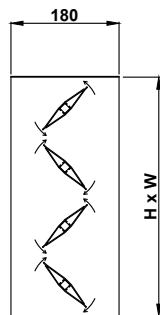
DIMENSIONS



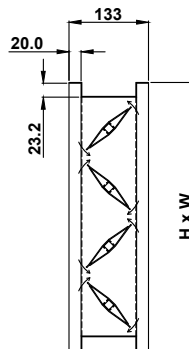
AVCD-Flange type



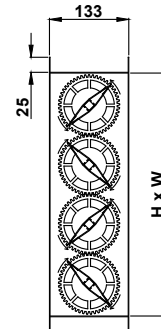
AVCD-Slip & Clip type



AVCD-Box type



AVCD-Hat type



AVCD with gear mechanism



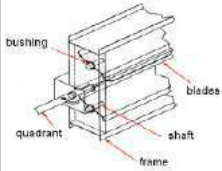
Plastic Bushes





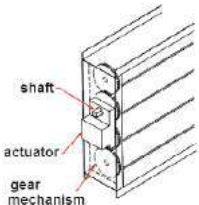
VOLUME CONTROL DAMPER - AVCD SERIES AEROFOIL BLADES

ALUMINIUM BLADES OPTIONS



FEATURE	MODEL	MANUAL QUADRANT MODELS																								
		AUVC DG2PLH	AUVC DG2BLH	AUVC DG2PLF	AUVC DG2BLF	AUVC DG2PLS	AUVC DG2BLS	AUVC DG2PLB	AUVC DG2BLB	AUVC DG2PGH	AUVC DG2BGH	AUVC DG2PGF	AUVC DG2BGF	AUVC DG2PGS	AUVC DG2BGS	AUVC DG2PGB	AUVC DG2BGB	AUVC DS2SLH	AUVC DS2SLF	AUVC DS2SLS	AUVC DS2BLB	AUVC DS2SGH	AUVC DS2SGF	AUVC DS2SGS	AUVC DS2SGB	AUVC DG2-SMC
DRIVE	MANUAL QUADRANT	✓	✓	✓	✓	✓	✓	✓	✓	✓	✓	✓	✓	✓	✓	✓	✓	✓	✓	✓	✓	✓	✓	✓	✓	✓
	ELECTRIC ACTUATOR																									
BLADE TYPE	G.I. AEROFOIL BLADES																									
	ALUMINIUM AEROFOIL	✓	✓	✓	✓	✓	✓	✓	✓	✓	✓	✓	✓	✓	✓	✓	✓	✓	✓	✓	✓	✓	✓	✓	✓	✓
BLADE MOVEMENT	OPPOSED	✓	✓	✓	✓	✓	✓	✓	✓	✓	✓	✓	✓	✓	✓	✓	✓	✓	✓	✓	✓	✓	✓	✓	✓	✓
	PARALLEL	ABOVE MODELS (EXCEPT THE ONES WITH GEAR MECHANISM) CAN BE WITH PARALLEL BLADES, PLS. WRITE "PARALLEL" ON YOUR ORDER																								
USE	CONTROL (AIR BALANCING)	✓	✓	✓	✓	✓	✓	✓	✓	✓	✓	✓	✓	✓	✓	✓	✓	✓	✓	✓	✓	✓	✓	✓	✓	✓
	LOW LEAKAGE (AIR TIGHT SHUT OFF)																									
FRAME CONSTRUCTION	GALVANIZED STEEL	✓	✓	✓	✓	✓	✓	✓	✓	✓	✓	✓	✓	✓	✓	✓	✓	✓	✓	✓	✓	✓	✓	✓	✓	✓
	STAINLESS STEEL 304																	✓	✓	✓	✓	✓	✓	✓	✓	✓
BUSHING/ BEARING TYPE	PLASTIC BUSHES	✓		✓		✓		✓		✓		✓		✓		✓										
	BRASS BUSHES		✓		✓		✓		✓		✓		✓		✓											✓
	S.S. BEARING																	✓	✓	✓	✓	✓	✓	✓	✓	✓
MECHANISM	G.I. LINKAGE	✓	✓	✓	✓	✓	✓	✓	✓	✓	✓	✓	✓	✓	✓	✓	✓	✓	✓	✓	✓	✓	✓	✓	✓	✓
	PLASTIC GEARS											✓	✓	✓	✓	✓	✓					✓	✓	✓	✓	✓
FIXING TO DUCT	HAT-SHAPED	✓	✓						✓	✓							✓				✓				✓	✓
	FLANGE			✓	✓							✓	✓					✓				✓				
	SLIP & CLIP					✓	✓							✓	✓							✓				
	BOX TYPE (INSERTED INSIDE DUCT)							✓	✓							✓	✓					✓				

**Other options of S.S. bushes "X" and S.S. bearing "S" are shown at the ordering key.



FEATURE	MODEL	MOTORIZED MODELS																								
		MAUVC DG2PL	MAUVC DG2BLH	MAUVC DG2PLF	MAUVC DG2BLF	MAUVC DG2PLS	MAUVC DG2BLS	MAUVC DG2PLB	MAUVC DG2BLB	MAUVC DG2PGH	MAUVC DG2BGH	MAUVC DG2PGF	MAUVC DG2BGF	MAUVC DG2PGS	MAUVC DG2BGS	MAUVC DG2PGB	MAUVC DG2BGB	MAUVC DS2SLH	MAUVC DS2SLF	MAUVC DS2SLS	MAUVC DS2BLB	MAUVC DS2SGH	MAUVC DS2SGF	MAUVC DS2SGS	MAUVC DS2SGB	MAUVC DG2-SMC
DRIVE	MANUAL QUADRANT																									
	ELECTRIC ACTUATOR	✓	✓	✓	✓	✓	✓	✓	✓	✓	✓	✓	✓	✓	✓	✓	✓	✓	✓	✓	✓	✓	✓	✓	✓	✓
BLADE TYPE	G.I. AEROFOIL BLADES																									
	ALUMINIUM AEROFOIL	✓	✓	✓	✓	✓	✓	✓	✓	✓	✓	✓	✓	✓	✓	✓	✓	✓	✓	✓	✓	✓	✓	✓	✓	✓
BLADE MOVEMENT	OPPOSED	✓	✓	✓	✓	✓	✓	✓	✓	✓	✓	✓	✓	✓	✓	✓	✓	✓	✓	✓	✓	✓	✓	✓	✓	✓
	PARALLEL	ABOVE MODELS (EXCEPT THE ONES WITH GEAR MECHANISM) CAN BE WITH PARALLEL BLADES, PLS. WRITE "PARALLEL" ON YOUR ORDER																								
USE	CONTROL (AIR BALANCING)	✓	✓	✓	✓	✓	✓	✓	✓	✓	✓	✓	✓	✓	✓	✓	✓	✓	✓	✓	✓	✓	✓	✓	✓	✓
	LOW LEAKAGE (AIR TIGHT SHUT OFF)																									
FRAME CONSTRUCTION	GALVANIZED STEEL	✓	✓	✓	✓	✓	✓	✓	✓	✓	✓	✓	✓	✓	✓	✓	✓	✓	✓	✓	✓	✓	✓	✓	✓	✓
	STAINLESS STEEL 304																	✓	✓	✓	✓	✓	✓	✓	✓	✓
BUSHING/ BEARING TYPE	PLASTIC BUSHES	✓		✓		✓		✓		✓		✓		✓		✓										
	BRASS BUSHES		✓		✓		✓		✓		✓		✓		✓											✓
	S.S. BEARING																	✓	✓	✓	✓	✓	✓	✓	✓	✓
MECHANISM	G.I. LINKAGE	✓	✓	✓	✓	✓	✓	✓	✓	✓	✓	✓	✓	✓	✓	✓	✓	✓	✓	✓	✓	✓	✓	✓	✓	✓
	PLASTIC GEARS											✓	✓	✓	✓	✓	✓					✓	✓	✓	✓	✓
FIXING TO DUCT	HAT-SHAPED	✓	✓						✓	✓							✓				✓				✓	✓
	FLANGE			✓	✓							✓	✓					✓				✓				
	SLIP & CLIP					✓	✓							✓	✓								✓			
	BOX TYPE (INSERTED INSIDE DUCT)							✓	✓							✓	✓					✓				

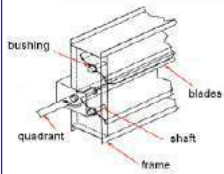
**Other options of S.S. bushes "X" and S.S. bearing "S" are shown at the ordering key.





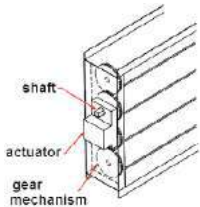
VOLUME CONTROL DAMPER - AVCD SERIES AEROFOIL BLADES

STEEL BLADES OPTIONS



FEATURE	MODEL	MANUAL QUADRANT MODELS																									
		AGVCDG2PLH	AGVCDG2BLH	AGVCDG2PLF	AGVCDG2BLF	AGVCDG2PLS	AGVCDG2BLS	AGVCDG2PLB	AGVCDG2BLB	AGVCDG2PGH	AGVCDG2BGH	AGVCDG2PGF	AGVCDG2BGF	AGVCDG2PGS	AGVCDG2BGS	AGVCDG2PGB	AGVCDG2BGB	AGVCDG2SLH	AGVCDG2SLF	AGVCDG2SLS	AGVCDG2BLB	AGVCDG2SGH	AGVCDG2SGF	AGVCDG2SGS	AGVCDG2SGB	AGVCDG2-SMC	AGVCDG2-SMC
DRIVE	MANUAL QUADRANT	✓	✓	✓	✓	✓	✓	✓	✓	✓	✓	✓	✓	✓	✓	✓	✓	✓	✓	✓	✓	✓	✓	✓	✓	✓	✓
	ELECTRIC ACTUATOR																										
BLADE TYPE	G.I. AEROFOIL BLADES	✓	✓	✓	✓	✓	✓	✓	✓	✓	✓	✓	✓	✓	✓	✓	✓										✓
	STAINLESS STEEL AEROFOIL																	✓	✓	✓	✓	✓	✓	✓	✓	✓	✓
BLADE MOVEMENT	OPPOSED	✓	✓	✓	✓	✓	✓	✓	✓	✓	✓	✓	✓	✓	✓	✓	✓	✓	✓	✓	✓	✓	✓	✓	✓	✓	✓
	PARALLEL	ABOVE MODELS (EXCEPT THE ONES WITH GEAR MECHANISM) CAN BE WITH PARALLEL BLADES, PLS. WRITE "PARALLEL" ON YOUR ORDER																									
USE	CONTROL (AIR BALANCING)	✓	✓	✓	✓	✓	✓	✓	✓	✓	✓	✓	✓	✓	✓	✓	✓	✓	✓	✓	✓	✓	✓	✓	✓	✓	✓
	LOW LEAKAGE (AIR TIGHT SHUT OFF)																										
FRAME CONSTRUCTION	GALVANIZED STEEL	✓	✓	✓	✓	✓	✓	✓	✓	✓	✓	✓	✓	✓	✓	✓	✓										✓
	STAINLESS STEEL 304																	✓	✓	✓	✓	✓	✓	✓	✓	✓	✓
BUSHING/ BEARING TYPE	PLASTIC BUSHES	✓		✓		✓		✓		✓		✓		✓		✓											
	BRASS BUSHES		✓		✓		✓		✓		✓		✓		✓		✓										✓
	S.S. BEARING																	✓	✓	✓	✓	✓	✓	✓	✓	✓	✓
MECHANISM	STEEL LINKAGE	✓	✓	✓	✓	✓	✓	✓	✓	✓	✓	✓	✓	✓	✓	✓	✓				✓	✓	✓	✓	✓	✓	✓
	PLASTIC GEARS																										✓
FIXING TO DUCT	HAT-SHAPED	✓	✓							✓	✓							✓				✓				✓	✓
	FLANGE			✓	✓							✓	✓						✓				✓				
	SLIP & CLIP					✓	✓							✓	✓						✓			✓			
	BOX TYPE (INSERTED INSIDE DUCT)									✓	✓											✓					

**Other options of S.S. bushes "X" and S.S. bearing "S" are shown at the ordering key.



FEATURE	MODEL	MOTORIZED MODELS																									
		MAGVCDG2PLH	MAGVCDG2BLH	MAGVCDG2PLF	MAGVCDG2BLF	MAGVCDG2PLS	MAGVCDG2BLS	MAGVCDG2PLB	MAGVCDG2BLB	MAGVCDG2PGH	MAGVCDG2BGH	MAGVCDG2PGF	MAGVCDG2BGF	MAGVCDG2PGS	MAGVCDG2BGS	MAGVCDG2PGB	MAGVCDG2BGB	MAGVCDG2SLH	MAGVCDG2SLF	MAGVCDG2SLS	MAGVCDG2BLB	MAGVCDG2SGH	MAGVCDG2SGF	MAGVCDG2SGS	MAGVCDG2SGB	MAGVCDG2-SMC	MAGVCDG2-SMC
DRIVE	MANUAL QUADRANT																										
	ELECTRIC ACTUATOR	✓	✓	✓	✓	✓	✓	✓	✓	✓	✓	✓	✓	✓	✓	✓	✓	✓	✓	✓	✓	✓	✓	✓	✓	✓	✓
BLADE TYPE	G.I. AEROFOIL BLADES	✓	✓	✓	✓	✓	✓	✓	✓	✓	✓	✓	✓	✓	✓	✓	✓										✓
	STAINLESS STEEL AEROFOIL																	✓	✓	✓	✓	✓	✓	✓	✓	✓	✓
BLADE MOVEMENT	OPPOSED	✓	✓	✓	✓	✓	✓	✓	✓	✓	✓	✓	✓	✓	✓	✓	✓	✓	✓	✓	✓	✓	✓	✓	✓	✓	✓
	PARALLEL	ABOVE MODELS (EXCEPT THE ONES WITH GEAR MECHANISM) CAN BE WITH PARALLEL BLADES, PLS. WRITE "PARALLEL" ON YOUR ORDER																									
USE	CONTROL (AIR BALANCING)	✓	✓	✓	✓	✓	✓	✓	✓	✓	✓	✓	✓	✓	✓	✓	✓	✓	✓	✓	✓	✓	✓	✓	✓	✓	✓
	LOW LEAKAGE (AIR TIGHT SHUT OFF)																										
FRAME CONSTRUCTION	GALVANIZED STEEL	✓	✓	✓	✓	✓	✓	✓	✓	✓	✓	✓	✓	✓	✓	✓	✓										✓
	STAINLESS STEEL 304																	✓	✓	✓	✓	✓	✓	✓	✓	✓	✓
BUSHING/ BEARING TYPE	PLASTIC BUSHES	✓		✓		✓		✓		✓		✓		✓		✓											
	BRASS BUSHES		✓		✓		✓		✓		✓		✓		✓		✓										✓
	S.S. BEARING																	✓	✓	✓	✓	✓	✓	✓	✓	✓	✓
MECHANISM	STEEL LINKAGE	✓	✓	✓	✓	✓	✓	✓	✓	✓	✓	✓	✓	✓	✓	✓	✓				✓	✓	✓	✓	✓	✓	✓
	PLASTIC GEARS																										✓
FIXING TO DUCT	HAT-SHAPED	✓	✓							✓	✓							✓				✓				✓	✓
	FLANGE			✓	✓								✓	✓					✓				✓				
	SLIP & CLIP					✓	✓							✓	✓						✓			✓			
	BOX TYPE (INSERTED INSIDE DUCT)									✓	✓											✓					

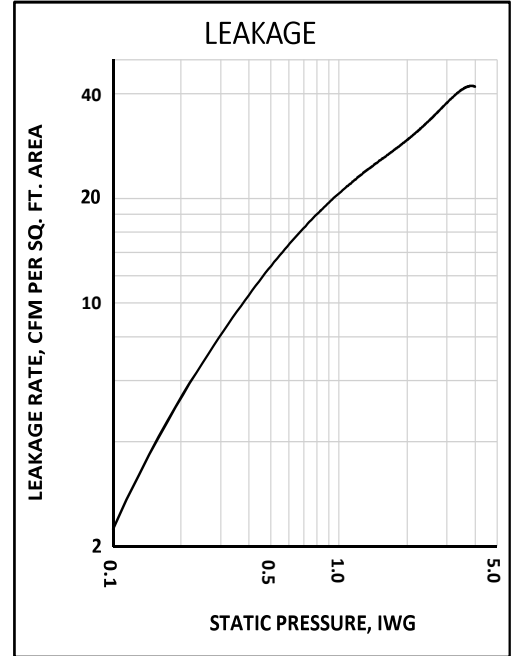
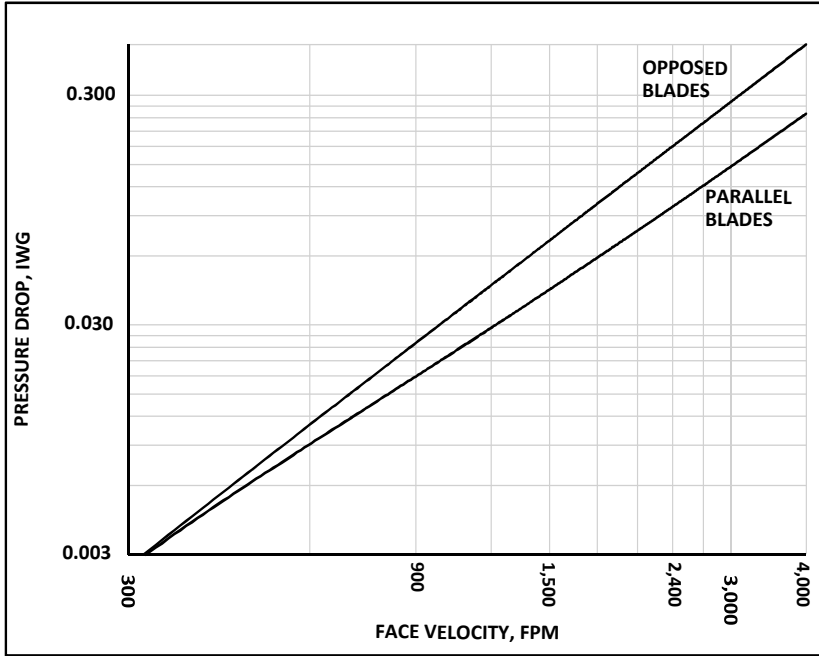
**Other options of S.S. bushes "X" and S.S. bearing "S" are shown at the ordering key.





VOLUME CONTROL DAMPER - AVCD SERIES AEROFOIL BLADES

PERFORMANCE DATA



Ordering Key:

M	AU	VCD	G2	P	L	F	SIZE	
.... QUADRANT DRIVEN M: MOTORIZED	AU: AEROFOIL ALUMINUM BLADES AG: AEROFOIL STEEL BLADES	VCD: VOLUME CONTROL DAMPER	G1: 0.9MM G.I.CONSTRUCTION G2: 1.2MM G.I.CONSTRUCTION (STANDARD) G3: 1.5MM G.I.CONSTRUCTION G4: 1.7MM G.I.CONSTRUCTION S1: 1.0MM S.S. 304 CONSTRUCTION S2: 1.2MM S.S. 304 CONSTRUCTION S3 1.5MM S.S. 304 CONSTRUCTION S4: 1.7MM S.S. 304 CONSTRUCTION	P: PLASTIC BUSHES (STANDARD) B: BRASS BUSHES X: S.S. BUSHES S: S.S. BEARINGS	L: STEEL LINKAGE MECHANISM (STANDARD) G: PLASTIC GEARS MECHANISM	H: HAT-SHAPED FRAME F: FLANGED TO DUCT (STANDARD) S: SLIP & CLIP WITH DUCT B: BOX TYPE (INSERTED INSIDE DUCT)	SIZE: WIDTH X HEIGHT Single section minimum size: 100X100mm for Flanged/Box/Slip & clip types. 100X150mm for Hat-shaped types.	Single section maximum size: 1200X1200mm for Hat-shaped/Flanged types. 1000X1000mm for Slip & Clip/ Box types.

