

NEW



TIMER

LONG LIFE 30.000 h

VORTICE LINEO V0 RANGE

In-line mixed flow fans

Suitable for residential, commercial and industrial applications: kitchens, bathrooms, offices, laboratories, factories, shops, laundromats, models, restaurants, bars, theatres, ballrooms, etc.



- **18 models:** from 100 to 315 diameter.
- Enclosure and impellers made of self-extinguishing V0 mineral charged polypropylene.
- Ball bearing motors; motors 30.000 hours operation without mechanical malfunction.
- Two speeds.
- Speed adjustable through optional speed controllers.
- Controllable through Vortice environmental sensors and DUO two-speed controller.
- Available with an adjustable timer, from 3 to 20 minutes (T versions).
- Wide range of continuous operation temperatures between -25°C and +60°C.
- Protection rating: IP44.
- Insulation class: II. □



Wiring diagrams shown from page 458

TECHNICAL DATA

Models	Code	W		A		RPM		Max Airflow				Max Pressure				Lp dB(A)*		Max °C
		min	max	min	max	min	max	min	max	min	max	min	max	min	max	min	max	
VORTICE LINEO 100 Q V0	17005	12	15	0.05	0.07	1860	2450	155	200	43.1	55.6	6.5	7.5	63.8	73.6	29.4	37.9	60
VORTICE LINEO 100 Q T V0	17025																	
VORTICE LINEO 100 V0	17001	20	23	0.09	0.11	1520	2030	180	255	50	70.8	13	16.5	127.5	161.9	30.7	39.4	
VORTICE LINEO 100 T V0	17021																	
VORTICE LINEO 125 V0	17002	25	33	0.11	0.15	1570	2140	250	365	69.4	101.4	13	17	127.5	166.8	33.9	43	
VORTICE LINEO 125 T V0	17022																	
VORTICE LINEO 150 V0	17003	40	58	0.18	0.26	1580	2100	385	550	106.9	152.8	21	27	206	264.9	41.4	50.5	
VORTICE LINEO 150 T V0	17023																	
VORTICE LINEO 160 V0	17004	40	58	0.18	0.26	1580	2100	385	550	106.9	152.8	21	27	206	264.9	41.7	50.8	
VORTICE LINEO 160 T V0	17024																	
VORTICE LINEO 200 Q V0	17007	45	75	0.22	0.37	1780	2740	700	950	194.4	263.9	13	29	127.5	284.5	39.6	49	
VORTICE LINEO 200 Q T V0	17028																	
VORTICE LINEO 250 Q V0	17027	85	110	0.40	0.50	1850	2550	720	990	200	275	34	53	333.5	519.9	49.1	56.2	
VORTICE LINEO 250 Q T V0	17029																	
VORTICE LINEO 200 V0	17006	98	145	0.43	0.64	1580	2140	790	1060	219.4	294.4	29	33	284.5	323.7	46.2	52.5	
VORTICE LINEO 200 T V0	17026																	
VORTICE LINEO 250 V0	17009	110	180	0.48	0.78	1900	2550	990	1350	275	375	36	53	353.5	519.9	51.4	59.1	
VORTICE LINEO 315 V0	17010																	

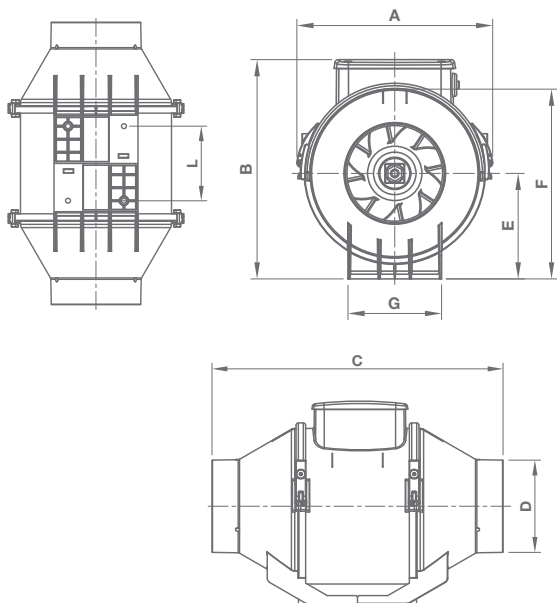
Available only for the Extra EU market***

* Sound pressure level measured at 3 m in free field conditions with long-cased appliance in delivery mode, in accordance with standard EN ISO 3741:2009.

Electric supply: 220-240 V ~ 50 Hz.



DIMENSIONS




Models	A	B	C	Ø D	E	F	G	L	Kg
VORTICE LINEO 100 Q V0	156	174	231	96	82	152	95	47.5	1.25
VORTICE LINEO 100 Q T V0									
VORTICE LINEO 100 V0	188.5	211	303	96	101.5	189	90	80	1.8
VORTICE LINEO 100 T V0									
VORTICE LINEO 125 V0	188.5	211	258	122	101.5	189	90	80	1.8
VORTICE LINEO 125 T V0									
VORTICE LINEO 150 V0	214.5	234	294	146	112.5	212	110	80	2.4
VORTICE LINEO 150 T V0									
VORTICE LINEO 160 V0	214.5	234	272.5	156	112.5	212	110	80	2.4
VORTICE LINEO 160 T V0									
VORTICE LINEO 200 Q V0	234.5	260.5	300	196	125.5	235	140	100	4.3
VORTICE LINEO 200 Q T V0									
VORTICE LINEO 250 Q V0	300	317	385	247	152.5	292	176.5	145	5.8
VORTICE LINEO 250 Q T V0									
VORTICE LINEO 315 V0	361.5	394.5	448	312	188.5	359	220.5	182	11.3

Dimensions (mm)

INSTALLATION

Vortice Lineo extractors can be mounted in a wide range of options - at the beginning, in the middle or at end of air duct and horizontally, vertically, against walls, ceilings, false ceilings on any flat surface. One of the main features is easy inspection and maintenance, in just a few seconds. Vortice Lineo units can be fitted to standard round section pipes and to rectangular air ducts (using unique special mounting accessories).



SOUND PRESSURE LEVELS

Models	Code	Sound pressure level [dB(A)] *EN ISO 3741:1999	
		min	max
VORTICE LINEO 100 Q V0	17005	25	29
VORTICE LINEO 100 Q T V0	17025		
VORTICE LINEO 100 V0	17001	25	30
VORTICE LINEO 100 T V0	17021		
VORTICE LINEO 125 V0	17002	27	33
VORTICE LINEO 125 T V0	17022		
VORTICE LINEO 150 V0	17003	28	33
VORTICE LINEO 150 T V0	17023		
VORTICE LINEO 160 V0	17004	28	34
VORTICE LINEO 160 T V0	17024		
VORTICE LINEO 200 Q V0	17007	30	36
VORTICE LINEO 200 Q T V0	17028	30	36
VORTICE LINEO 200 V0	17006	46.2	52.5
VORTICE LINEO 200 T V0	17026		
VORTICE LINEO 250 Q V0	17027	38	40
VORTICE LINEO 250 Q T V0	17029	38	40
VORTICE LINEO 250 V0	17009	51.4	59.1
VORTICE LINEO 315 V0	17010	50.6	63.4




Sound Level measured at 3 m in free air condition with product completely ducted.

SOUND LEVELS

Models	Code	125 Hz	250 Hz	500 Hz	1K Hz	2K Hz	4K Hz	8K Hz	Lw dB(A)
VORTICE LINEO 100 Q V0	17005	45.6	56.5	55.5	55.6	47.4	44.3	33.6	58.5
VORTICE LINEO 100 Q T V0	17025								
VORTICE LINEO 100 V0	17001	52.3	62.3	58.6	53.5	51.0	42.6	34.0	60
VORTICE LINEO 100 T V0	17021								
VORTICE LINEO 125 V0	17002	51.4	61.8	59.5	59.6	56.8	48.6	40.5	63.6
VORTICE LINEO 125 T V0	17022								
VORTICE LINEO 150 V0	17003	60.5	68.3	67.8	63.7	66.7	55.6	45.8	71.1
VORTICE LINEO 150 T V0	17023								
VORTICE LINEO 160 V0	17004	59.1	68.9	66.7	64.4	67.0	57.8	48.4	71.3
VORTICE LINEO 160 T V0	17024								
VORTICE LINEO 200 Q V0	17007	64.2	69.6	66.5	62.8	63.5	55.2	47.3	69.5
VORTICE LINEO 200 Q T V0	17028								
VORTICE LINEO 200 V0	17006	68.6	68.6	71.2	69.1	70.7	66.3	57.4	75.7
VORTICE LINEO 200 T V0	17026								
VORTICE LINEO 250 Q V0	17027	65.8	75.1	71.5	74.0	66.7	60.8	52.5	76.5
VORTICE LINEO 250 Q T V0	17029								
VORTICE LINEO 250 V0	17009	69.0	73.1	77.2	76.0	72.3	62.9	55.1	79.7
VORTICE LINEO 315 V0	17010	73.3	78.4	79.	81.1	76.5	67.6	59.6	83.9













ACCESSORIES FOR SERIES AND PARALLEL INSTALLATION

Models	Description	Code	Product																	
			VORTICE LINEO 100 Q V0 code 17005	VORTICE LINEO 100 Q T V0 code 17025	VORTICE LINEO 100 V0 code 17001	VORTICE LINEO 100 T V0 code 17021	VORTICE LINEO 125 V0 code 17002	VORTICE LINEO 125 T V0 code 17022	VORTICE LINEO 150 V0 code 17003	VORTICE LINEO 150 T V0 code 17023	VORTICE LINEO 160 V0 code 17004	VORTICE LINEO 160 T V0 code 17024	VORTICE LINEO 200 Q V0 code 17007	VORTICE LINEO 200 Q T V0 code 17028	VORTICE LINEO 200 V0 code 17006	VORTICE LINEO 200 T V0 code 17026	VORTICE LINEO 250 Q V0 code 17027	VORTICE LINEO 250 Q T V0 code 17029	VORTICE LINEO 250 V0 code 17009	VORTICE LINEO 315 V0 code 17010
	LINEO-C 100 Installation kit tube	22584			●	●														
	LINEO-C 125 Installation kit tube	22585					●	●												
	LINEO-C 150 Installation kit tube	22586								●	●									
	LINEO-C 160 Installation kit tube	22587									●	●								
	LINEO-C 200 Installation kit tube	22588											●	●	●	●				
	LINEO-C 250 Installation kit tube	22589															●	●	●	●
	LINEO-SF 500 Series installation plate	22593			●	●	●	●	●	●	●	●	●	●	●					
	LINEO-SF 700 Series installation plate	22594															●	●	●	●
	LINEO-PF 100 Parallel installation kit (flanges and rails)	22577			●	●														
	LINEO-PF 125 Parallel installation kit (flanges and rails)	22578					●	●												
	LINEO-PF 150 Parallel installation kit (flanges and rails)	22579								●	●									
	LINEO-PF 160 Parallel installation kit (flanges and rails)	22581									●	●								
	LINEO-PF 200 Parallel installation kit (flanges and rails)	22582											●	●	●	●				
	LINEO-PF 250 Parallel installation kit (flanges and rails)	22583															●	●	●	●

Description and sizes on page 236; System components on page 330.

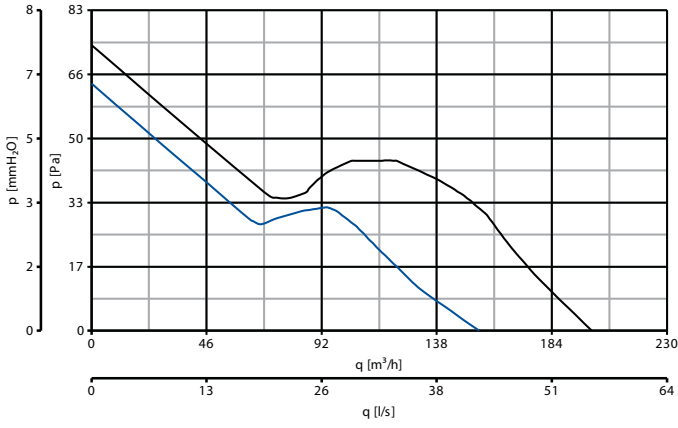
PRODUCT ACCESSORIES

Models	Description	Code	Product																	
			VORTICE LINEO 100 Q V0 code 17005	VORTICE LINEO 100 Q T V0 code 17025	VORTICE LINEO 100 V0 code 17001	VORTICE LINEO 100 T V0 code 17021	VORTICE LINEO 125 V0 code 17002	VORTICE LINEO 125 T V0 code 17022	VORTICE LINEO 150 V0 code 17003	VORTICE LINEO 150 T V0 code 17023	VORTICE LINEO 160 V0 code 17004	VORTICE LINEO 160 T V0 code 17024	VORTICE LINEO 200 Q V0 code 17007	VORTICE LINEO 200 Q T V0 code 17028	VORTICE LINEO 200 V0 code 17006	VORTICE LINEO 200 T V0 code 17026	VORTICE LINEO 250 Q V0 code 17027	VORTICE LINEO 250 Q T V0 code 17029	VORTICE LINEO 250 V0 code 17009	VORTICE LINEO 315 V0 code 17010
	C HCS Environmental sensor for humidity	12994	●	●	●	●	●	●	●	●	●	●	●	●	●	●	●	●	●	●
	C PIR Passive infrared sensor	12998	●	●	●	●	●	●	●	●	●	●	●	●	●	●	●	●	●	●
	C SMOKE Environmental sensor for air quality	12993	●	●	●	●	●	●	●	●	●	●	●	●	●	●	●	●	●	●
	C TEMP Environmental sensor for temperature	12992	●	●	●	●	●	●	●	●	●	●	●	●	●	●	●	●	●	●
	C TIMER Adjustable over-run timer	12999	●		●		●		●		●		●		●		●		●	●
	DUO Speed controller	22914	●	●	●	●	●	●	●	●	●	●	●	●	●	●	●	●	●	●
	C5 0.5 Speed controller 0.5 A	12987	●		●		●		●		●		●		●		●		●	●
	C 1.5 Electronic speed controller 1.5 A	12966	●		●		●		●		●		●		●		●		●	●
	C 2.5 Electronic speed controller 2.5 A	12967	●		●		●		●		●		●		●		●		●	●
	KIT SCB Built-in controller adaptors for C 1.5 and C 2.5	22481	12966 - 12967																	
	KIT SCB5 Built-in controller adaptors for C5 0.5	22483	12987																	
	LINEO-G 100 Lineo grille nominal diameter 100	22701	●	●	●	●														
	LINEO-G 125 Lineo grille nominal diameter 125	22702					●	●												
	LINEO-G 150 Lineo grille nominal diameter 150	22703							●	●										
	LINEO-G 160 Lineo grille nominal diameter 160	22704									●	●								
	LINEO-G 200 Lineo grille nominal diameter 200	22705											●	●	●	●				
	LINEO-G 250 Lineo grille nominal diameter 250	22706															●	●	●	●

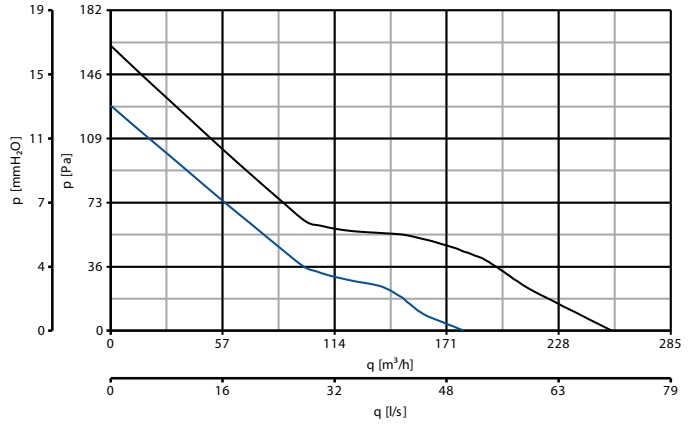
Description and sizes on page 236; System components on page 330.

PERFORMANCE CURVES

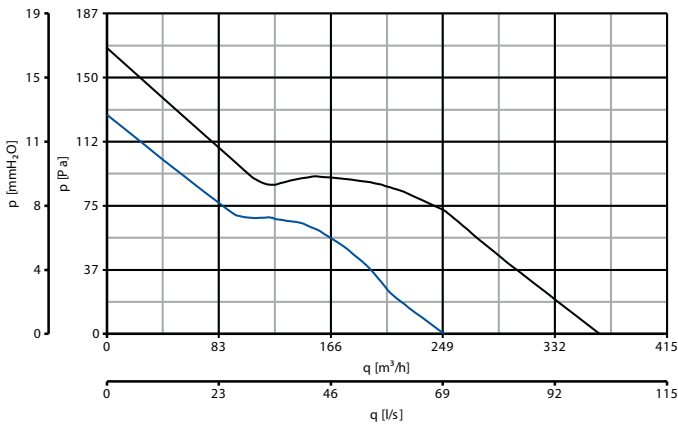
LINEO 100 Q V0 code 17005 - LINEO 100 Q T V0 code 17025



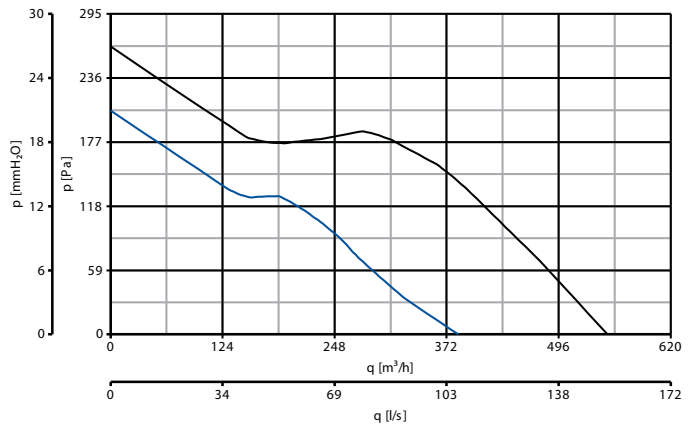
LINEO 100 V0 code 17001 - LINEO 100 T V0 code 17021



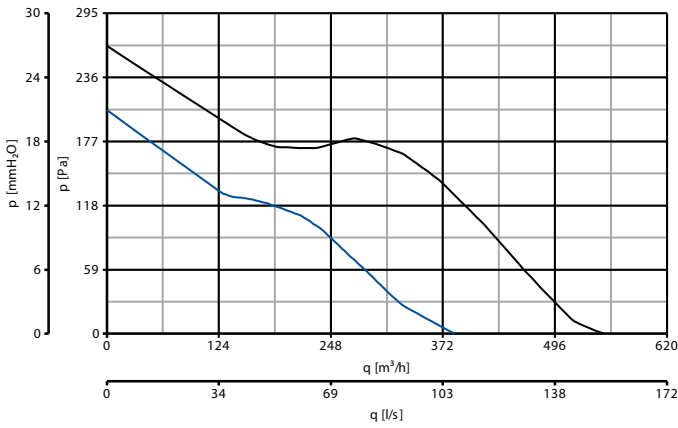
LINEO 125 V0 code 17002 - LINEO 125 T V0 code 17022



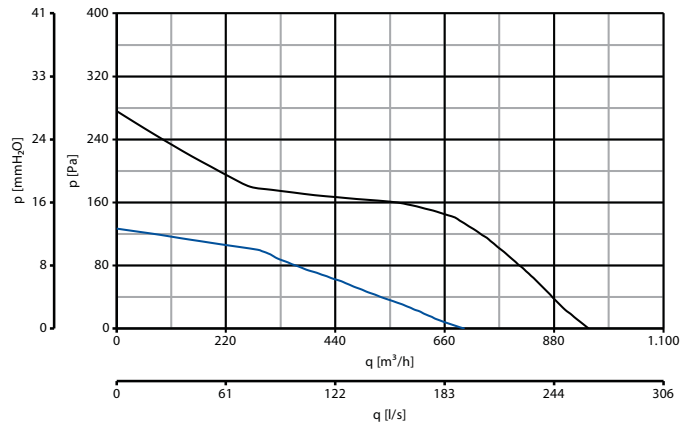
LINEO 150 V0 code 17003 - LINEO 150 T V0 code 17023



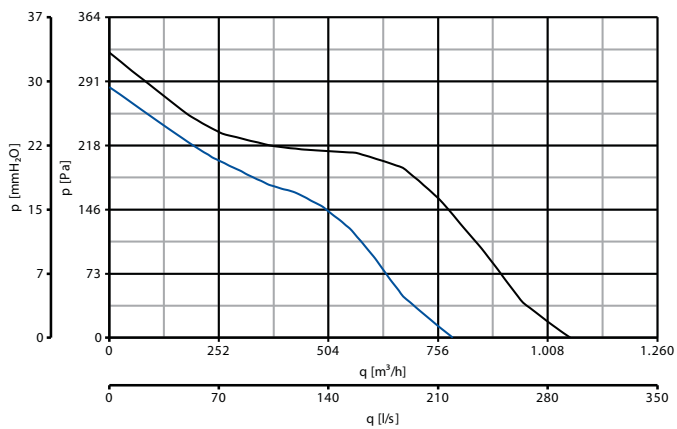
LINEO 160 V0 code 17004 - LINEO 160 T V0 code 17024



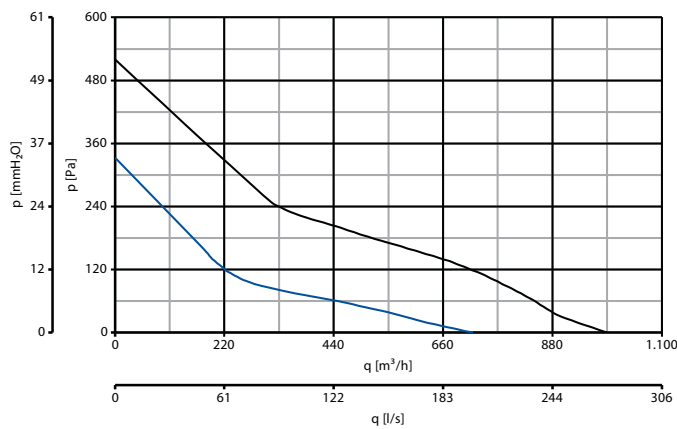
LINEO 200 Q V0 code 17007 - LINEO 200 Q T V0 code 17028



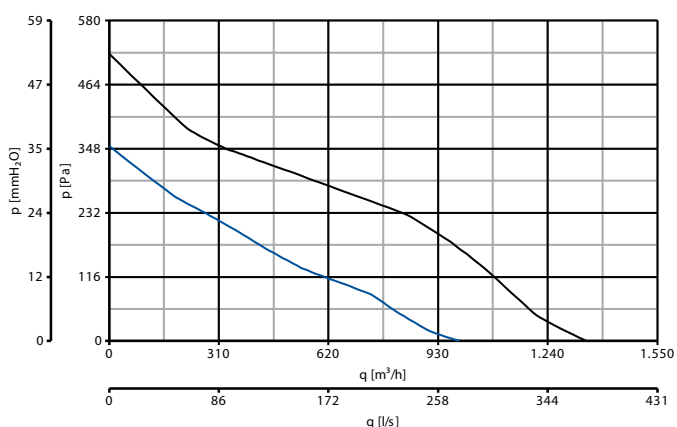
LINEO 200 V0 code 17006 - LINEO 200 V0 T code 17026



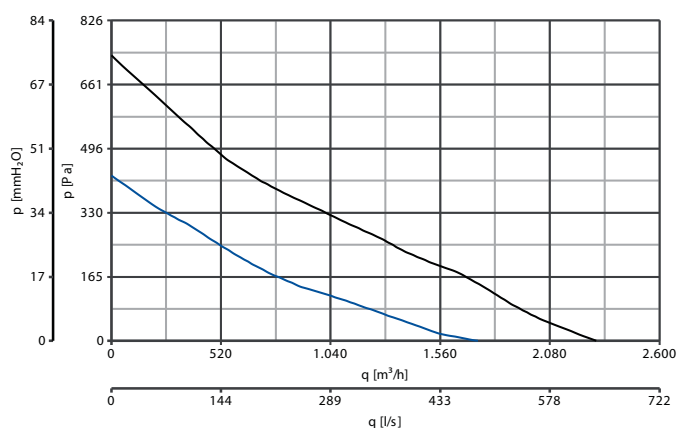
LINEO 250 Q V0 code 17027 - LINEO 250 Q T V0 code 17029



LINEO 250 V0 code 17009



LINEO 315 code 17010

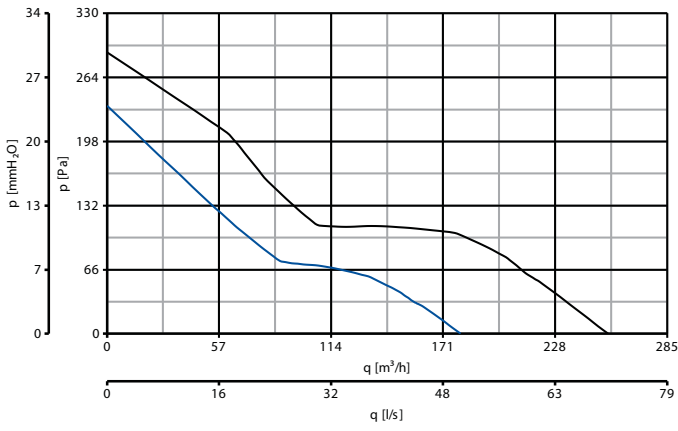


— min. — max.

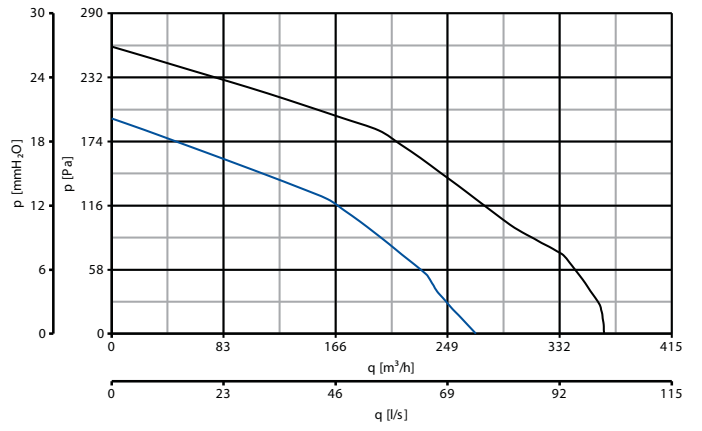


IN SERIES PERFORMANCE CURVES

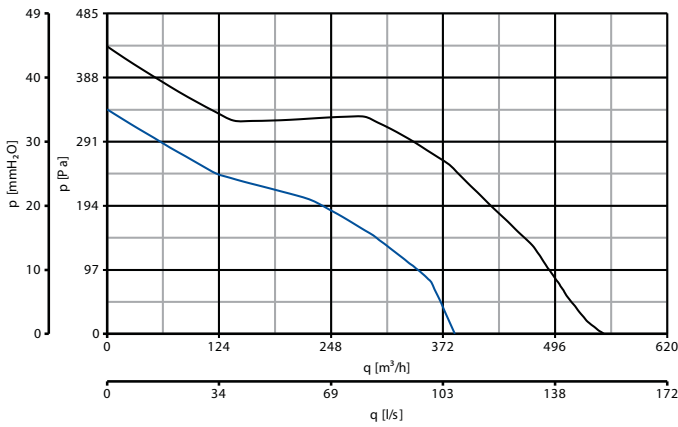
LINEO 100 V0



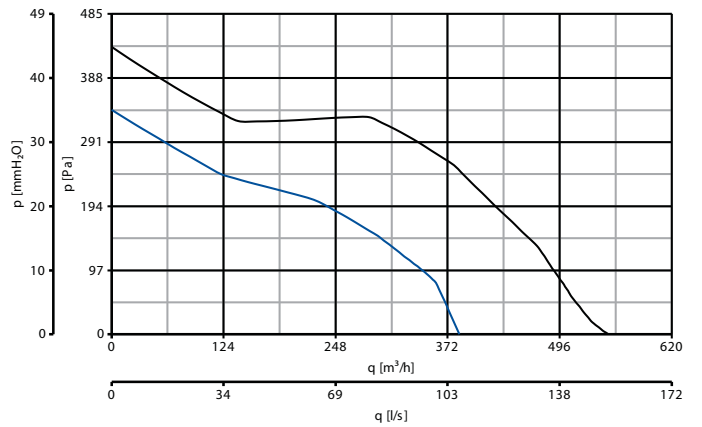
LINEO 125 V0



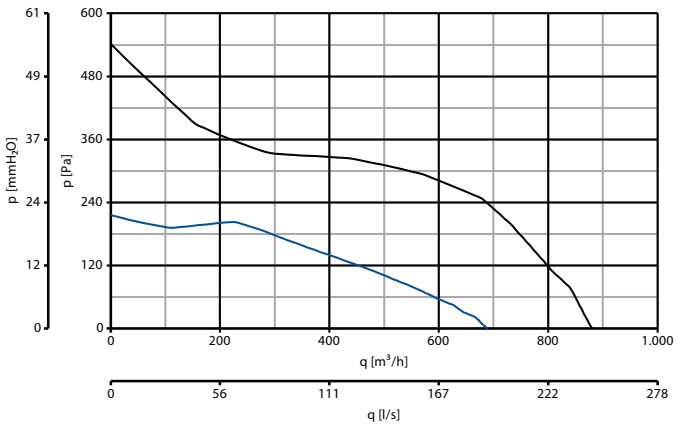
LINEO 150 V0



LINEO 160 V0



LINEO 200 Q V0



LINEO 200 V0

