



THE BEST DETECTORS FOR THE RIGHT APPLICATION. **ESY!**

**PRESENCE- AND
MOTION DETECTORS
EASY TO SELECT**

APPLICATIONS

FOR PRESENCE- AND MOTION DETECTORS


Recommended detectors

Room	Installation type	230 V (ON/OFF)		DALI		KNX		
		Product name	Item no.	Product name	Item no.	Product name	Item no.	
CORRIDORS								
		Recessed mounting	PD-C 360i/40 Corridor	EP10428180			PD-C 360i/32 KNX UP	EP10427794
			or	MD-C 360i/40 Corridor	EP10428128			
		Surface mounting	PD-C 360i/40 Corridor or MD-C 360i/40 Corridor with Surface-mounted box C IP20 white	EP10428180 EP10428128 EP10425370			PD-C 360i/32 KNX UP with Surface-mounted box C IP20 white	EP10427794 EP10425370
		Wall recessed mounting	MD 180i/16 Basic	EB10430459			PD-C 180i KNX	EP10426445
STAIRCASES								
		Recessed mounting	MD-C 360i/8	EP10055393				
		Surface mounting	MD-C 360i/8 with Surface-mounted box C IP54 white	EP10055393 EP10425905				
		Wall recessed mounting	MD 180i/16 Basic	EB10430459			PD-C 180i KNX	EP10426445
SIDE ROOMS								
		Surface mounting	MD 360i/8 Basic or MD 360i/24 Basic	EB10430428 EB10430862				
		Surface mounting	MD 360i/8 Basic SMB or MD 360i/24 Basic SMB	EB10430466 EB10430909				
		Wall recessed mounting	MD 180i/16 Basic	EB10430459				
WAREHOUSE								
		Recessed mounting	PD-C 360i/32	EP10427756	PD-C 360i/24 PS plus DALI	EP10428111		
		Surface mounting	PD-C 360i/32 with Surface-mounted box C IP54 white	EP10427756 EP10425905	PD-C 360i/24 PS plus DALI with Surface-mounted box C IP54 white	EP10428111 EP10425905		
SANITARY FACILITIES								
		Recessed mounting	PD-C 360i/8 MIC	EP10425882			PD-C 360i/8 KNX UP	EP10427404
		Surface mounting	PD-C 360i/8 MIC with Surface-mounted box C IP54 white	EP10425882 EP10425905			PD-C 360i/8 KNX UP with Surface-mounted box C IP54 white	EP10427404 EP10425905
		Wall recessed mounting	MD 180i/16 Basic	EB10430459			PD-C 180i KNX	EP10426445
CANTEENS								
		Recessed mounting	PD-C 360i/32	EP10427756	PD-C 360i/24 DUO DALI	EP10427459	PD-C 360i/24 KNX UP	EP10427428
		Surface mounting	PD-C 360i/32 with Surface-mounted box C IP20 white	EP10427756 EP10425370	PD-C 360i/24 DUO DALI with Surface-mounted box C IP20 white	EP10427459 EP10425370	PD-C 360i/24 KNX UP with Surface-mounted box C IP20 white	EP10427428 EP10425370
OUTDOOR AREAS MAX. Ø 40 M								
		Wall- or ceiling mounting with pivot socket	RC 230i WH	EM10015311			RC 230 KNX WH	EM10015472
HOUSE ENTRANCE RANGE MAX. Ø 20 M								
		Wall mounting	MD-W 200i WH	EM10041006				
		Wall mounting (with corner socket at the corner of the house)	MD 200 WH with MD Corner bracket white	EM10025310 EM10025518				

APPLICATIONS

FOR PRESENCE- AND MOTION DETECTORS

Recommended detectors






















Room	Installation type	230 V (ON/OFF)		DALI		KNX	
		Product name	Item no.	Product name	Item no.	Product name	Item no.
SINGLE OFFICE STANDARD							
	Recessed mounting	PD-C 360i/8	EP10425059	PD-C 360i/8 DUO DALI	EP10427442	PD-C 360i/8 KNX UP	EP10427404
	Surface mounting	PD-C 360i/8 with Surface-mounted box C IP20 white	EP10425059 EP10425370	PD-C 360i/8 DUO DALI with Surface-mounted box C IP20 white	EP10427442 EP10425370	PD-C 360i/8 KNX UP with Surface-mounted box C IP20 white	EP10427404 EP10425370
	Flush ceiling installation	PD-CE 360i/8	EP10510700				
SINGLE OFFICE EXCLUSIVE							
	Recessed mounting	PD-FLAT 360i/8 RD WH	EP10427930	PD-FLAT 360i/8 RD WH DALI	EP10427541	PD-FLAT 360i/8 RD WH KNX	EP10451706
	Flush ceiling installation with glass cover	PD-FLAT 360i/8 RD WH with Cover FLAT GLASS RD WH	EP10427930 EP00007255	PD-FLAT 360i/8 RD WH DALI with Cover FLAT GLASS RD WH	EP10427541 EP00007255	PD-FLAT 360i/8 RD WH KNX with Cover FLAT GLASS RD WH	EP10451706 EP00007255
OPEN-PLAN OFFICES							
	Recessed mounting	PD-C 360i/24	EP10428067	PD-C 360i/24 DUO DALI	EP10427459	PD-C 360i/24 KNX UP	EP10427428
	Surface mounting	PD-C 360i/24 with Surface-mounted box C IP20 white	EP10428067 EP10425370	PD-C 360i/24 DUO DALI with Surface-mounted box C IP20 white	EP10427459 EP10425370	PD-C 360i/24 KNX UP with Surface-mounted box C IP20 white	EP10427428 EP10425370
MEETING ROOMS							
	Recessed mounting with multi-sensor					PD-ATMO 360i/8 0 KNX	EP10427220
	Recessed mounting	PD-FLAT 360i/8 RD WH	EP10427930	PD-FLAT 360i/8 RD WH DALI	EP10427541	PD-FLAT 360i/8 RD WH KNX	EP10451706
	Flush ceiling installation with glass cover	PD-FLAT 360i/8 RD WH with Cover FLAT GLASS RD WH	EP10427930 EP00007255	PD-FLAT 360i/8 RD WH DALI with Cover FLAT GLASS RD WH	EP10427541 EP00007255	PD-FLAT 360i/8 RD WH KNX with Cover FLAT GLASS RD WH	EP10451706 EP00007255
CLASSROOMS							
	Recessed mounting with multi-sensor					PD-ATMO 360i/8 0 KNX	EP10427220
	Recessed mounting	PD-C 360i/8 or PD-C 360i/24	EP10425059 EP10428067	PD-C 360i/24 DUO DALI	EP10427459	PD-C 360i/24 KNX UP	EP10427428
	Surface mounting	PD-C 360i/8 or PD-C 360i/24 with Surface-mounted box C IP20 white	EP10425059 EP10428067 EP10425370	PD-C 360i/24 DUO DALI with Surface-mounted box C IP20 white	EP10427459 EP10425370	PD-C 360i/24 KNX UP with Surface-mounted box C IP20 white	EP10427428 EP10425370
PATIENT ROOMS							
	Recessed mounting	PD-C 360i/8	EP10425059	PD-C 360i/8 DUO DALI	EP10427442	PD-C 360i/8 KNX UP	EP10427404
	Surface mounting	PD-C 360i/8 with Surface-mounted box C IP54 white	EP10425059 EP10425905	PD-C 360i/8 DUO DALI with Surface-mounted box C IP54 white	EP10427442 EP10425905	PD-C 360i/8 KNX UP with Surface-mounted box C IP54 white	EP10427404 EP10425905
	Flush ceiling installation	PD-CE 360i/8	EP10510700				
ENTRANCE AREAS							
	Flush ceiling installation with glass cover	PD-FLAT 360i/8 RD WH with Cover FLAT GLASS RD WH	EP10427930 EP00007255	PD-FLAT 360i/8 RD WH DALI with Cover FLAT GLASS RD WH	EP10427541 EP00007255	PD-FLAT 360i/8 RD WH KNX with Cover FLAT GLASS RD WH	EP10451706 EP00007255
	flush ceiling installation miniaturized	PD-C 360i/8 mini	EP10426025	PD-FLAT 360i/8 mini DALI or PD-FLAT 360i/6 mini DALI	EP10427510 EP10427503	PD-C 360i/8 mini KNX	EP10426155

Topseller

- WH = white
- BK = black
- BR = brown
- SST = stainless steel effect
- RD = round
- SQ = square

MOTION DETECTORS

INDOOR

						Installation height	Protection type	integrated acoustic sensor	Light channel switching	Light channel regulating	HVAC channel switching	Switching output (relay)	Push button input	Remote control
Ceiling detectors					Wall detectors									
COMPACT SERIES – CONTROL IN UNIFORM DESIGN														
	∅ 8 m, 360°	∅ 24 m, 360°	∅ 32 m, 360°	40 m (elliptical), 360°	∅ 16 m, 180°									
														
230 V (ON/OFF)	MD-C 360i/8 EP10055393	MD-C 360i/24 EP10055317	MD-C 360i/32 EP10427749	MD-C 360i/40 Corridor EP10428128		3 - 5 m	IP20, IP54 with surface-mounted box		1			1	1	Mobil-PDi/MDi ESY-Pen
	MD-C 360i/8 MIC EP10425875					3 - 5 m	IP20, IP54 with surface-mounted box	•	1			1	1	
COMPACT EXPRESS SERIES – SPECIAL DESIGN FOR SYSTEM CEILINGS														
	∅ 8 m, 360°	∅ 8 m, 360°	∅ 24 m, 360°	∅ 24 m, 360°										
														
230 V (ON/OFF)	MD-CE 360i/8 EP10510007	MD-CE 360i/8 GST EP10510014	MD-CE 360i/24 EP10510021	MD-CE 360i/24 GST EP10510038		3 - 5 m	IP40		1			1	1	Mobil-PDi/MDi ESY-Pen
		MD-CE 360i/8 WAGO EP10510045		MD-CE 360i/24 WAGO EP10510052		3 - 5 m	IP40		1			1	1	Mobil-PDi/MDi ESY-Pen
COMPACT MINI SERIES – QUALITY SENSORS IN THE SMALLEST FORMAT														
	∅ 6 m, 360°	∅ 8 m, 360°	∅ 12 m, 360°											
														
230 V (ON/OFF)	MD-C 360i/6 mini EP10425851	MD-C 360i/8 mini EP10426001	MD-C 360i/12 mini EP10426018			3 - 5 m	IP55		1			1	1	Mobil-PDi/MDi Mobil-RCi-M ESY-Pen
	MD-C 360i/6 mini 12V EP10425776	MD-C 360i/8 mini-3m EP10427008				3 - 5 m	IP55		1			1	1	Mobil-PDi/MDi ESY-Pen
FLAT SERIES – ENERGY EFFICIENCY IN ELEGANT, FLAT DESIGN														
	∅ 8 m, 360°	∅ 8 m, 360°	∅ 8 m, 360°	∅ 8 m, 360°										
														
230 V (ON/OFF)	MD-FLAT 360i/8 RD WH EP10427886	MD-FLAT 360i/8 SQ WH EP10427893	MD-FLAT-E 360i/8 RD WH EP10428548	MD-FLAT-E 360i/8 RD WH GST EP10427862		2,5 - 5 m	IP20		1			1	1	Mobil-PDi/MDi ESY-Pen
	MD-FLAT 360i/8 RD BK EP10428074	MD-FLAT 360i/8 SQ BK EP10428081				2,5 - 5 m	IP20		1			1	1	Mobil-PDi/MDi ESY-Pen
	MD-FLAT-L 360i/8 RD WH EP10428609					2,5 - 5 m	IP20		1			1	1	Mobil-PDi/MDi ESY-Pen
BASIC SERIES – FULL ENERGY EFFICIENCY FOR A SMALL BUDGET														
	∅ 8 m, 360°	∅ 8 m, 360°	∅ 24 m, 360°	∅ 24 m, 360°	∅ 16 m, 180°									
														
230 V (ON/OFF)	MD 360i/8 Basic EB10430428	MD 360i/8 Basic SMB EB10430466	MD 360i/24 Basic EB10430862	MD 360i/24 Basic SMB EB10430909		3 - 5 m	IP40		1			1	1	Mobil-PDi/MDi ESY-Pen
	MD 360i/8 Basic EB10430404	MD 360i/8 Basic SMB EB10430497	MD 360i/24 Basic EB10430848	MD 360i/24 Basic SMB EB10430886		3 - 5 m	IP40		1			1	1	
					MD 180i/16 Basic EB10430459	1,1 - 2,2 m	IP40, IP44 with m cover or surface-mounted box		1			1	1	Mobil-PDi/MDi ESY-Pen

Topseller

- WH = white
- BK = black
- BR = brown
- SST = stainless steel effect
- RD = round
- SQ = square

PRESENCE DETECTORS




INDOOR

Ceiling detectors






Wall detectors

Installation height
Protection type
Multi-sensors
Light channel switching/regulating
HVAC channel switching
Switching output (relay)
Push button input
Remote control

ATMO SERIES – MULTISENSOR TECHNOLOGY FOR OPTIMAL ROOM CLIMATE

	∅ 8 m, 360°	∅ 8 m, 360°	∅ 8 m, 360°							
										
KNX	PD-ATMO 360i/8 O KNX EP10427220	PD-ATMO 360i/8 A KNX EP10427206	PD-ATMO 360i/8 T KNX EP10427213	3 - 5 m	IP20	Microphone, temperature, humidity (O & A), VOC (O)	2	1		Mobil-PDi/User ESY-Pen

COMPACT SERIES – MULTI-CHANNEL CONTROL IN UNIFORM DESIGN

	∅ 8 m, 360°	∅ 24 m, 360°	∅ 32 m, 360°	40 m (elliptical), 360°	∅ 16 m, 180°								
													
	PD-C 360i/8 EP10425059	PD-C 360i/24 EP10428067	PD-C 360i/32 EP10427756	PD-C 360i/40 Corridor EP10428180		8.3 - 5 m 24.3 - 10 m	IP20, IP54 with surface-mounted box	1		1	1		Mobil-PDi/MDi ESY-Pen
230 V (0N/0FF)	PD-C 360i/8 MIC EP10425882					3 - 5 m	IP20, IP54 with surface-mounted box	• 1		1	1		Mobil-PDi/MDi ESY-Pen
		PD-C 360i/24 DRY EP10425707				3 - 10 m	IP20, IP54 with surface-mounted box	1		2	1		Mobil-PDi/MDi ESY-Pen
	PD-C 360i/8 plus EP10425042	PD-C 360i/24 plus EP10425288	PD-C 360i/32 plus EP10427763			8.3 - 5 m 24.3 - 10 m	IP20, IP54 with surface-mounted box	1	1	2	1		Mobil-PDi/MDi ESY-Pen
		PD-C 360i/24 DU0plus-FM EP10426803				3 - 10 m	IP20	2	1	3	3		Mobil-PDi/Plus ESY-Pen
		PD-C 360i/24 DU0plus-SM EP10426810				3 - 10 m	IP20	2	1	3	3		Mobil-PDi/Plus ESY-Pen
		PD-C 360i/8 Slave EP10055379	PD-C 360i/24 Slave EP10055386	PD-C 360i/32 Slave EP10427770			8.3 - 5 m 24.3 - 10 m	IP20, IP54 with surface-mounted box					
230 V DIM (1-10 V)	PD-C 360i/8 DIM EP10426711	PD-C 360i/24 DIM EP10426704				3 - 5 m	IP20, IP54 with surface-mounted box		1		1	1	Mobil-PDi/Plus ESY-Pen
		PD-C 360i/24 DIMplus EP10425301				3 - 5 m	IP20, IP54 with surface-mounted box		1	1	1	2	Mobil-PDi/Plus ESY-Pen
		PD-C 360i/24 DIMplus WH EP10425783				10 m	IP20, IP54 with surface-mounted box		1	1	1	2	Mobil-PDi/Plus ESY-Pen
12-36 V (AC/DC)	PD-C 360i/8 UC EP10427312	PD-C 360i/24 UC EP10427329				3 - 5 m	IP20, IP54 with surface-mounted box	1	1		1	1	Mobil-PDi/MDi ESY-Pen
				PD-C 180i/16 UC EP10427305		1,1 - 2,2 m	IP20, IP44 with cover or surface-mounted box	1	1		1	1	Mobil-PDi/MDi ESY-Pen
DALI	PD-C 360i/8 DUO DALI EP10427442	PD-C 360i/24 DUO DALI EP10427459	PD-C 360i/32 DUO DALI EP10427787			3 - 5 m	IP20, IP54 with surface-mounted box		2	2 (with SW DALI)		2	Mobil-PDi/DALI ESY-Pen
		PD-C 360i/24 PS plus DALI EP10428111				3 - 10 m	IP20, IP54 with surface-mounted box		16	1	1	4	ESY-Pen
KNX	PD-C 360i/8 KNX UP EP10427404	PD-C 360i/24 KNX UP EP10427428	PD-C 360i/32 KNX UP EP10427794			3 - 5 m	IP20, IP54 with surface-mounted box	2	2	1			Mobil-PDi/User ESY-Pen
				PD-C 180i KNX EP10426445		1,1 - 2,2 m	IP20, IP44 with cover or surface-mounted box	• 1	1	1	1		Mobil-PDi/User ESY-Pen
				PD-C 180i/16 Touch KNX EP10460104		1,1 - 2,2 m	IP20, IP44 with cover or surface-mounted box	• 1	1	1	1		Mobil-PDi/User ESY-Pen
		PD-C 360i/24 KNX ECO UP EP10427435				3 - 10 m	IP20, IP54 with surface-mounted box	2					Mobil-PDi/User ESY-Pen
				PD-C 180i KNX ECO EP10426452		1,1 - 2,2 m	IP20, IP44 with cover or surface-mounted box	2					
ELC	PD-C 360i/8 ELC EP10427602	PD-C 360i/24 ELC EP10427619				3 - 5 m	IP20, IP54 with surface-mounted box		4	2 (with SW DALI)			ESY-Pen

PRESENCE DETECTORS

INDOOR



Ceiling detectors

Installation height
Protection type
integrated acoustic sensor
Light channel switching
Light channel regulating
HVAC channel switching
Switching output (relay)
Push button input
Remote control





COMPACT EXPRESS SERIES – SPECIAL DESIGN FOR SYSTEM CEILING

	Ø 8 m, 360°	Ø 8 m, 360°	Ø 24 m, 360°	Ø 24 m, 360°							
											
230 V (ON/OFF)	PD-CE 360i/8 EP10510700	PD-CE 360i/8 GST EP10510717	PD-CE 360i/24 EP10510724	PD-CE 360i/24 GST EP10510731	3 - 5 m	IP40	1		1	1	Mobil-PDi/MDi ESY-Pen
		PD-CE 360i/8 WAGO EP10510786		PD-CE 360i/24 WAGO EP10510793	3 - 5 m	IP40	1		1	1	Mobil-PDi/MDi ESY-Pen
12-36 V (AC/DC)	PD-CE 360i/8 Slave EP10510748		PD-CE 360i/24 Slave EP10510755		3 - 5 m	IP40	1		1	1	Mobil-PDi/MDi ESY-Pen
			PD-CE 360i/24 UC EP10427336		3 - 5 m	IP40	1		1	1	Mobil-PDi/MDi ESY-Pen

COMPACT MINI SERIES – QUALITY SENSORS IN THE SMALLEST FORMAT

	Ø 6 m, 360°	Ø 8 m, 360°	Ø 12 m, 360°								
											
230 V (ON/OFF)	PD-C 360i/6 mini EP10425868	PD-C 360i/8 mini EP10426025	PD-C 360i/12 mini EP10426032		3 - 5 m	IP55	1		1	1	Mobil-PDi/MDi Mobil-RCi-M ESY-Pen
		PD-C 360i/8 mini Slave EP10426063			3 - 5 m	IP55					
		PD-C 360i/8 mini-3m EP10427015			3 - 5 m	IP55	1		1	1	Mobil-PDi/MDi ESY-Pen
230 V DIM (1-10 V)		PD-C 360i/8 mini DIM EP10426049			3 - 5 m	IP55		1	1	1	Mobil-PDi/MDi ESY-Pen
12-36 V (AC/DC)		PD-C 360i/8 mini UC EP10427343			3 - 5 m	IP55	1		1	1	Mobil-PDi/User Mobil-PDi/plus ESY-Pen
DALI		PD-C 360i/8 mini DALI EP10427510			3 m	IP55	1	1	1	1	Mobil-PDi/Dali Mobil-PDi/User ESY-Pen
KNX		PD-C 360i/8 mini KNX EP10426155	PD-C 360i/12 mini KNX EP10426162		3 - 5 m	IP55	1		1	1	Mobil-PDi/MDi ESY-Pen

FLAT SERIES – ENERGY EFFICIENCY IN ELEGANT, FLAT DESIGN

	Ø 8 m, 360°	Ø 8 m, 360°	Ø 8 m, 360°	Ø 8 m, 360°							
											
230 V (ON/OFF)	PD-FLAT 360i/8 RD WH EP10427930	PD-FLAT 360i/8 SQ WH EP10427923	PD-FLAT-E 360i/8 RD WH EP10428555	PD-FLAT 360i/8 RD WH GST EP10427879	2,5 - 5 m	IP20	1		1	1	Mobil-PDi/MDi ESY-Pen
	PD-FLAT 360i/8 RD BK EP10427954	PD-FLAT 360i/8 SQ BK EP10427947			2,5 - 5 m	IP20	1		1	1	Mobil-PDi/MDi ESY-Pen
	PD-FLAT-L 360i/8 RD WH EP10428623				2,5 - 5 m	IP20	1		1	1	Mobil-PDi/MDi ESY-Pen
DALI	PD-FLAT 360i/8 RD WH DALI EP10427541	PD-FLAT 360i/8 SQ WH DALI EP10427558			2,5 - 5 m	IP20		1	1	1	Mobil-PDi/Dali ESY-Pen
	PD-FLAT 360i/8 RD BK DALI EP10427916	PD-FLAT 360i/8 SQ BK DALI EP10427909			2,5 - 5 m	IP20		1	1	1	Mobil-PDi/Dali ESY-Pen
KNX	PD-FLAT 360i/8 RD WH KNX EP10451706	PD-FLAT 360i/8 SQ WH KNX EP10451713			3 - 5 m	IP20		1	1	1	Mobil-PDi/User ESY-Pen
	PD-FLAT 360i/8 RD BK KNX EP10451768	PD-FLAT 360i/8 SQ BK KNX EP10451775			3 - 5 m	IP20		1	1	1	Mobil-PDi/User ESY-Pen
	PD-FLAT-L 360i/8 RD WH KNX EP10428685				3 - 5 m	IP20		1	1	1	Mobil-PDi/User ESY-Pen

Topseller

WH = white
BK = black
BR = brown
SST = stainless steel effect
RD = round
SQ = square





PRESENCE DETECTORS INDOOR

Ceiling detectors	Wall detectors	Installation height	Protection type	integrated acoustic sensor	Light channel switching	Light channel regulating	HVAC channel switching	Switching output (relay)	Push button input	Remote control
-------------------	----------------	---------------------	-----------------	----------------------------	-------------------------	--------------------------	------------------------	--------------------------	-------------------	----------------

FLAT MINI SERIES – SAVES ENERGY WITHOUT BEING NOTICED






ø 8 m, 360°												
												
DALI	PD-FLAT 360i/6 mini DALI EP10427503			3 m	IP55			1		1	1	Mobil-PDI/Dali Mobil-PDi/User ESY-Pen

BASIC SERIES – FULL ENERGY EFFICIENCY FOR A SMALL BUDGET

	ø 8 m, 360°	ø 8 m, 360°	ø 24 m, 360°	ø 24 m, 360°								
												
230 V (ON/OFF)	PD 360i/8 Basic EB10430435	PD 360i/8 Basic SMB EB10430473	PD 360i/24 Basic EB10430879	PD 360i/24 Basic SMB EB10430916	3 - 5 m			1		1	1	Mobil-PDI/MDi ESY-Pen
	PD 360i/8 Basic EB10430411	PD 360i/8 Basic SMB EB10430480	PD 360i/24 Basic EB10430855	PD 360i/24 Basic SMB EB10430893	3 - 5 m			1		1	1	
KNX	PD 360i/8 KNX Basic EB10430442				3 - 5 m			1		1	1	

Remote controls

ACCESOIRES

ESY-Pen	Mobil-PDi/MDi	Mobil-PDi/Plus	Mobil-PDi/Dali	Mobil-PDi/User
				
For remote-controlled detectors	For detectors PD/MD-C, PD/MD-CE, PD/MD and MD/PD FLAT	For 1-10V dimmable detectors	For DALI dimmable detectors	End user remote control for many detectors PD-C and PD
EP10425356	EM10425509	EM10425530	EP10425899	EM10425547

ENERGY EFFICIENT CONTROL FOR CORRIDORS. ESY!

TOTAL RANGE OF UP TO 40 METRES:
COMPACT PRESENCE- AND MOTION DETECTORS
PD-C AND MD-C 360i/40 CORRIDOR

NEW!






MOTION DETECTORS

OUTDOOR




Ceiling and wall detectors	Wall detectors	Installation height	Protection type	integrated acoustic sensor	Light channel switching	Light channel regulating	HVAC channel switching	Switching output (relay)	Push button input	Remote control
----------------------------	----------------	---------------------	-----------------	----------------------------	-------------------------	--------------------------	------------------------	--------------------------	-------------------	----------------

RC SERIES – RELIABLE DETECTION FOR FLEXIBLE USE

	∅ 20 m, 130°	∅ 40 m, 230°	∅ 40 m, 280°							
										
	RC 130i WH EM10015014	RC 230i WH EM10015311	RC 280i WH EM10015717	2,5 - 4 m	IP54	1		1		Mobil-RCi Mobil-RCi-M ESY-Pen
230 V (ON/OFF)	RC 130i BK EM10015212	RC 230i BK EM10015519	RC 280i BK EM10015915	2,5 - 4 m	IP54	1		1		Mobil-RCi Mobil-RCi-M ESY-Pen
		RC 230i SST EM10015618		2,5 - 4 m	IP54	1		1		Mobil-RCi Mobil-RCi-M ESY-Pen
	RC 130i BR EM10015113	RC 230i BR EM10015410	RC 280i BR EM10015816	2,5 - 4 m	IP54	1		1		Mobil-RCi Mobil-RCi-M ESY-Pen
12-36 V (AC/DC)		RC 230i UC WH EM10015649	2,5 - 4 m	IP54	1		1		Mobil-RCi Mobil-RCi-M ESY-Pen	
KNX		RC 230 KNX WH EM10015472	2,5 - 4 m	IP54	1		1			

MD SERIES – MODERN SENSORS EASILY INSTALLED

MD-W SERIES – FUNCTIONALITY MEETS DESIGN




	∅ 12 m, 120°	∅ 20 m, 200°	∅ 20 m, 200°							
										
230 V (ON/OFF)	MD 120 WH EM10025211	MD 200 WH EM10025310		2,5 m	IP44	1		1		
	MD 120 BK EM10025235	MD 200 BK EM10025334		2,5 m	IP44	1		1		
	MD 120 BR EM10025228	MD 200 BR EM10025327		2,5 m	IP44	1		1		
230 V (ON/OFF)			MD-W 200i WH EM10041006	2,5 m	IP55	1		1		Mobil-RCi Mobil-RCi-M ESY-Pen
			MD-W 200i BK EM10041020	2,5 m	IP55	1		1		Mobil-RCi Mobil-RCi-M ESY-Pen

BASIC SERIES – FULL ENERGY EFFICIENCY FOR A SMALL BUDGET

	∅ 20 m, 180°	∅ 20 m, 180°								
										
230 V (ON/OFF)	MD 180 Basic WH EM10055089	MD 180 Basic L WH EM10055508	2,5 - 3 m	IP44	1		1			
	MD 180 Basic BK EM10055096	MD 180 Basic L BK EM10055515	2,5 - 3 m	IP44	1		1			

Remote controls

ACCESOIRES

ESY-Pen	Mobil-RCi	Mobil-RCi-M
		
For remote-controlled detectors	For outdoor detectors RCi	End user remote control for detectors RCi, MD-W, PD/MD-C mini
EP10425356	EM10016004	EM10016011

Topseller

- WH = white
- BK = black
- BR = brown
- SST = stainless steel effect
- RD = round
- SQ = square

PERFORMANCE FOR SIMPLICITY

ESYLUX GmbH | info@esylux.com | www.esylux.com