
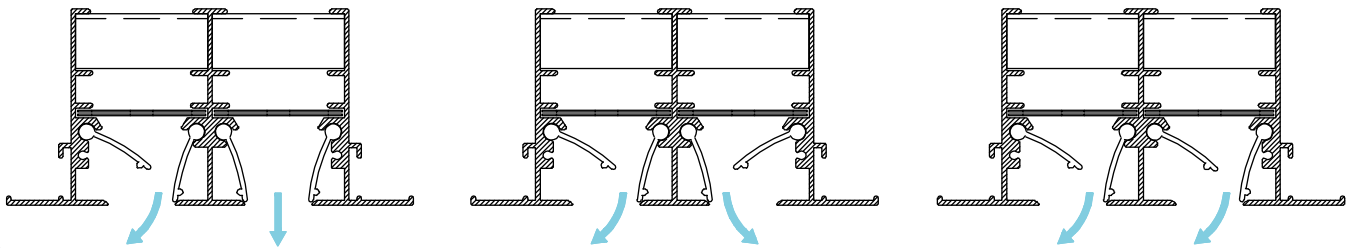




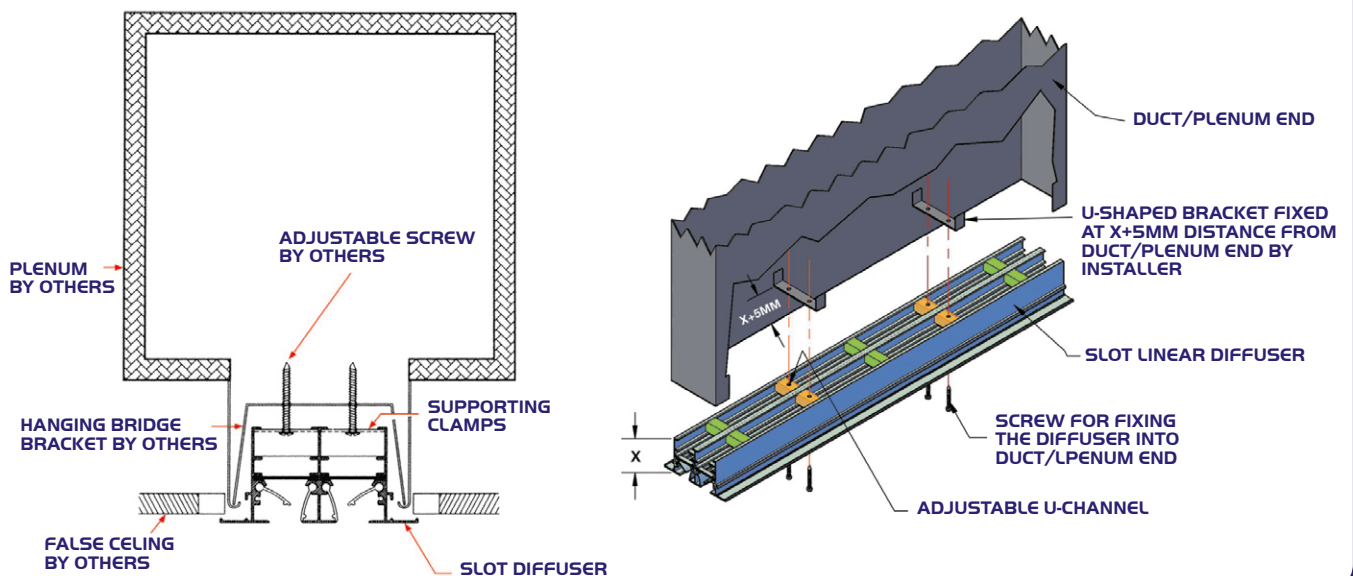
- Flush - mounted linear diffuser.
- Available in 1 to 6 slots.
- Lengths are available on request.
- 180° fully adjustable air flow pattern by mean of two air deflector per slot.
- Available with hit-and-miss damper which controls the air flow rate without affecting the air flow pattern and works as an equalizing grid.
- For each slot the air deflector and hit-and-miss damper are individually adjustable.
- Removable straight type end cap allows extending or shortening slot diffuser line without replacing existing pieces.
- The deflector and the hit and miss damper are powder coated with black color as standard.
- Linear slot diffuser is powder coated to RAL codes. Also can be in anodized finish.



Deflectors & Air Pattern



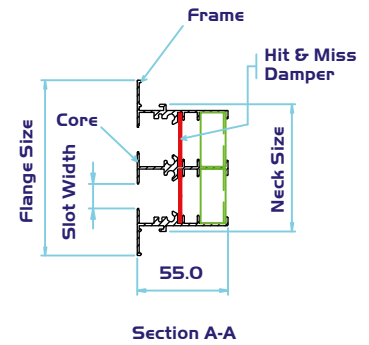
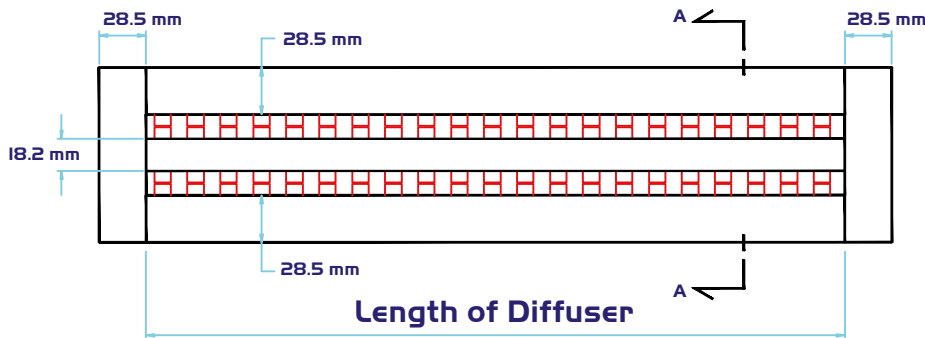
LINEAR SLOT DIFFUSER FIXING DETAILS





END CAPS FOR LINEAR SLOT DIFFUSERS

STRAIGHT END-CAP (RLD & SLD)

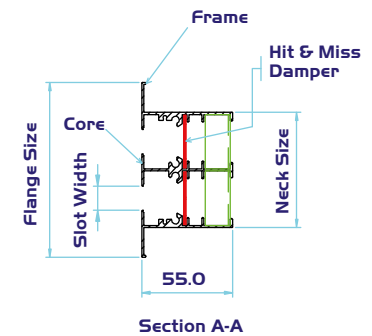
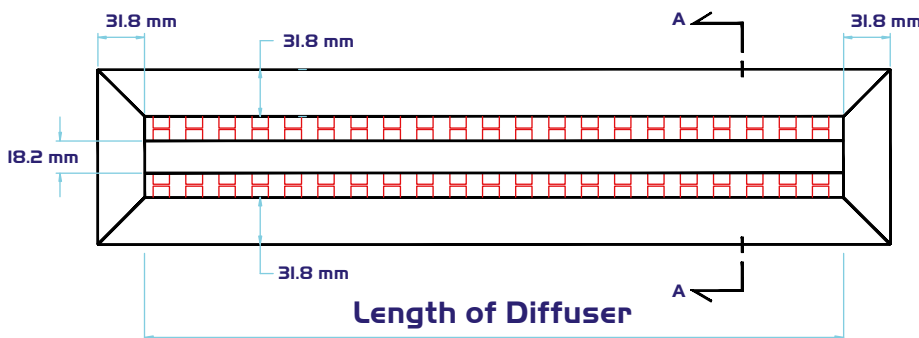


A) Slot diffuser dimensions with STRAIGHT END CAP:

Number of slots	1			2			3			4			5			6		
Slot Width, mm	16	20	25	16	20	25	16	20	25	16	20	25	16	20	25	16	20	25
Neck Dimension, mm	43	48	53	79	86	97	113	124	140	148	162	184	180	200	228	214	238	271
Face Dimension, mm	71	78	83	108	115	127	144	154	171	176	191	213	209	230	258	242	271	310

* Above dimension with ± 1.5 mm tolerance.

MITERED END-CAP (RLD45 & SLD45)



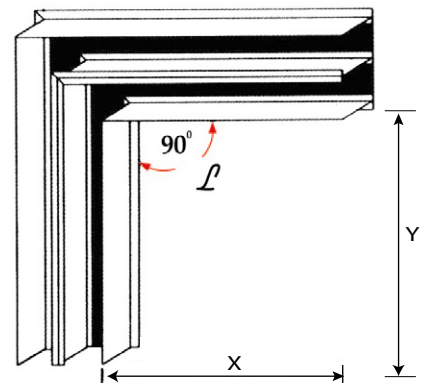
B) Slot diffuser dimensions with MITERED END CAP:

Number of slots	1			2			3			4			5			6		
Slot Width, mm	16	20	25	16	20	25	16	20	25	16	20	25	16	20	25	16	20	25
Neck Dimension, mm	35	40	45	71	78	89	105	116	133	140	155	177	172	193	221	206	232	264
Face Dimension, mm	79	84	89	115	121	133	149	161	178	184	200	221	216	236	265	250	275	308

* Above dimension with ± 1.5 mm tolerance.

Corner pieces

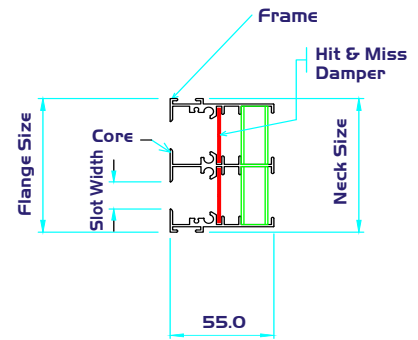
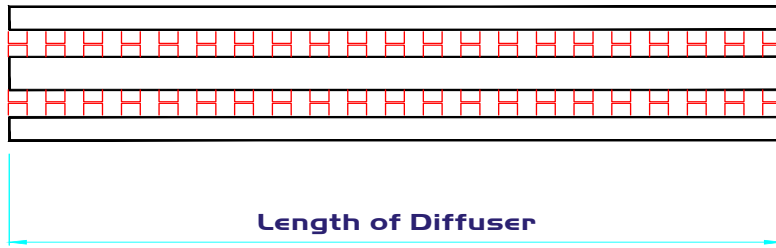
- Available in 1 to 6 slot
- Available in any combination of X.Y (X=300 mm, Y=300 mm as Standard)
- \angle° : 45°, 90°, 135°





LINEAR SLOT DIFFUSERS

2 SLOT DIFFUSER FLANGELESS (RLD & SLD)

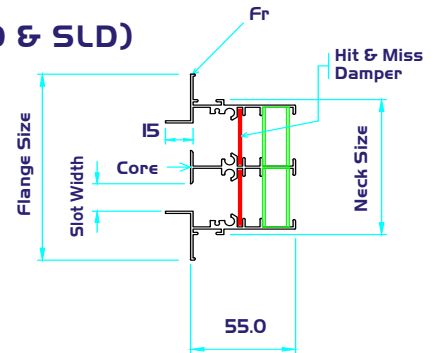
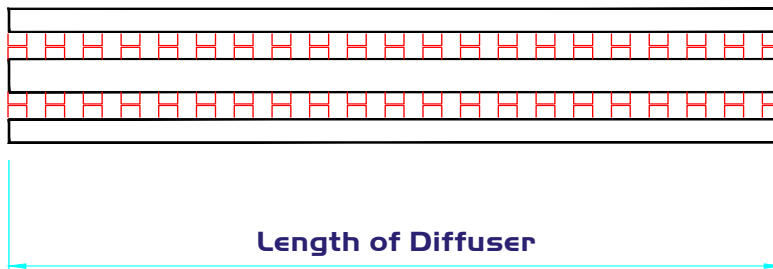


C) Slot diffuser dimensions FLANGELESS (w/o curves & mitered) :

Number of slots	1			2			3			4			5			6		
Slot Width, mm	20	20	25	16	20	25	16	20	25	16	20	25	16	20	25	16	20	25
Neck Dimension, mm	43	48	53	78	85	97	112	123	140	146	161	184	181	200	228	215	238	272
Face Dimension, mm	43	48	53	78	85	97	112	123	140	146	161	184	181	200	228	215	238	272

* Above dimension with ± 1.5 mm tolerance.

SLOT DIFFUSER - 2 FLANGE RECESSED TYPE(RLD & SLD)

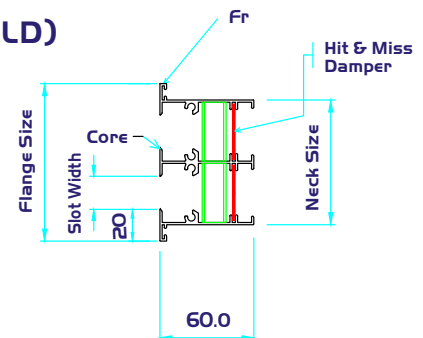
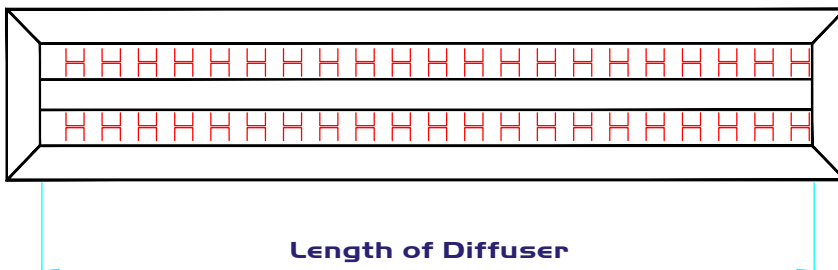


C) Slot diffuser dimensions 2 flange (w/o curves & mitered) :

Number of slots	1			2			3			4			5			6		
Slot Width, mm	16	20	25	16	20	25	16	20	25	16	20	25	16	20	25	16	20	25
Neck Dimension, mm	43	48	53	79	86	97	113	124	140	148	162	184	180	200	228	214	238	271
Face Dimension, mm	76	81	86	111	118	130	140	156	173	179	194	217	214	233	261	248	271	305

* Above dimension with ± 1.5 mm tolerance.

2 SLOT DIFFUSER 20MM FLANGE 45 deg (RLD & SLD)




C) Slot diffuser dimensions 20mm FLANGES (w/o curves & corners) :

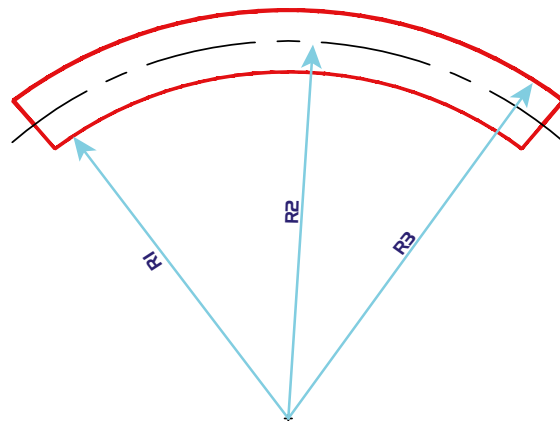
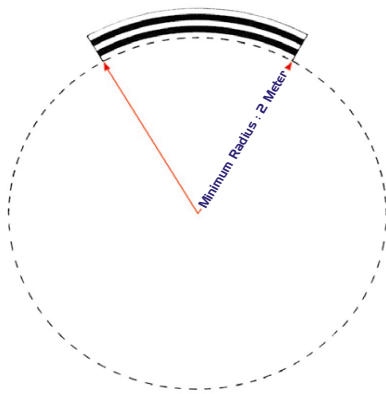
Number of slots	1			2			3			4			5			6		
Slot Width, mm	16	20	25	16	20	25	16	20	25	16	20	25	16	20	25	16	20	25
Neck Dimension, mm	30	36	40	61	72	79	89	105	116	117	140	157	150	172	194	180	210	232
Face Dimension, mm	56	62	66	88	95	104	114	131	141	143	165	182	176	198	220	208	235	258

* Above dimension with ± 1.5 mm tolerance.





CURVED OPENING FOR CURVED LINEAR SLOT DIFFUSER



Note: * Please specify the proper radius (R1, R2 or R3) when ordering curved linear slot diffusers.

Ordering Key:

R	L	D	F	CRV	1.5m	*	3SLT	(20)
SLD: SUPPLY LINEAR DIFFUSER (WITH AIR PATTERN DEFLECTORS AND HIT & MISS DAMPER) RLD: RETURN LINEAR DIFFUSER (WITH SQUARE PUNCHED STRIP, WITHOUT DEFLECTORS & HIT & MISS DAMPER) SLD/RLD: COMBINED								
-: STRAIGHT END CAPS F: WITH FLANGE WIDTH 13.4MM 45: MITERED END CAPS F1: FLANGELESS F2: WITH 20MM FLANGE 45 DEG F3: 2 FLANGE RECESSED TYPE								
-: STRAIGHT LINEAR DIFFUSER CRV: CURVED LINEAR DIFFUSER (ONLY WITH RLD) COR: CORNER (STANARD WITH 2 X 300MM SIDES & 90° ANGLE, OTHER SIDES & ANGLES CAN BE FABRICATED); EXAMPLE: RLD/COR 300MM*300MM (90)*25SLT(16)								
LENGTH IN METER								
NUMBER OF SLOTS								
SLOT WIDTH: 16MM, 20MM (STANDARD) OR 25MM								

