



LOUVERS

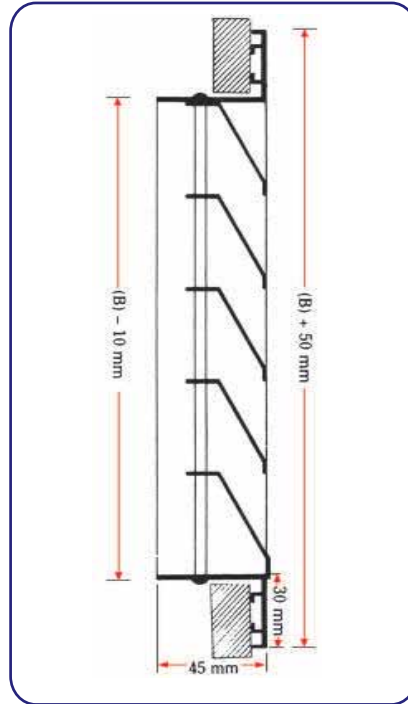


>> The well mounted exhaust air louver EAL-2 is a weather proof external cover for air inlet and discharge openings.

>> The exhaust air louver EAL-2 is composed of a set of blades made of aluminum extruded profiles/ GI sheet arranged in horizontal rows and inclined downward to protect against rain water.

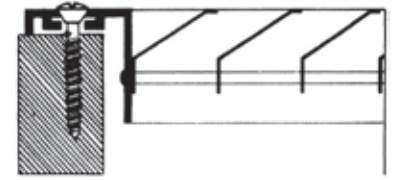
>> The exhaust air louver EAL-2 is used in cooling, heating and air ventilation applications.

>> Frame depth 45mm, spacing 35mm & blade angle 60°



TYPE OF FIXING

Type of Fixing:
Screw fixing



Clip Fixing



EXHAUST AIR LOUVER

FREE AREA CHART (SQUARE FEET)

		Width (inches)												
		12	18	24	30	36	42	48	54	60	66	72	78	
Height (inches)	Out to Out	Neck Size	9.64	15.64	21.64	27.64	33.64	39.64	45.64	51.64	57.64	63.64	69.64	75.64
	12	9.64	0.17	0.29	0.41	0.52	0.64	0.76	0.88	0.99	1.11	1.23	1.35	1.46
	18	15.64	0.30	0.50	1.71	0.91	1.12	1.32	1.52	1.73	1.93	2.13	2.34	2.54
	24	21.64	0.43	0.72	1.01	1.30	1.59	1.88	2.17	2.46	2.75	3.04	3.33	3.62
	30	27.64	0.55	0.92	1.30	1.67	2.04	2.41	2.79	3.16	3.53	3.90	4.28	4.65
	36	33.64	0.68	1.14	1.60	2.00	2.51	2.97	3.43	3.89	4.35	4.81	5.27	5.73
	42	39.64	0.81	1.35	1.90	2.44	2.99	3.53	4.08	4.62	5.17	5.72	6.26	6.81
	48	45.64	0.94	1.55	2.17	2.80	3.42	4.05	4.67	5.30	5.92	6.55	7.17	7.80
	54	51.64	1.06	1.77	2.49	3.20	3.91	4.63	5.34	6.06	6.77	7.49	8.20	8.91
	60	57.64	1.18	1.99	2.79	3.59	4.39	5.19	5.99	6.79	7.59	8.39	9.19	9.99
	66	63.64	1.31	2.19	3.07	3.96	4.84	5.72	6.61	7.49	8.37	9.26	10.14	11.02
	72	69.64	1.43	2.40	3.37	4.34	5.31	6.28	7.25	8.22	9.19	10.16	11.13	12.10
	78	75.64	1.56	2.61	3.67	4.72	5.78	6.83	7.89	8.94	10.00	11.05	12.11	13.16

Ordering Key:

E	A	L	2A	IS	SIZE
EAL2A: EXHAUST AIR LOUVER WITH 2 INCH DEPTH IN ALUMINIUM					
EAL2G: EXHAUST AIR LOUVER WITH 2 INCH DEPTH IN GI					
-: WITHOUT SCREEN/WIRE MESH					
IS: WITH G.I. INSECT SCREEN					
SSWM: WITH STAINLESS STEEL WIRE MESH					
SIZE: WIDTH X HEIGHT					
**NOTE: 78 INCH X 78 INCH (OUT TO OUT) IS MAXIMUM SINGLE SECTION SIZE					





Beta Industrial LLC certifies that the EAL2 shown hereon is licensed to bear the AMCA Seal. The ratings shown are based on tests and procedures performed in accordance with AMCA Publication 511 and comply with the requirements of the AMCA Certified Ratings Program.

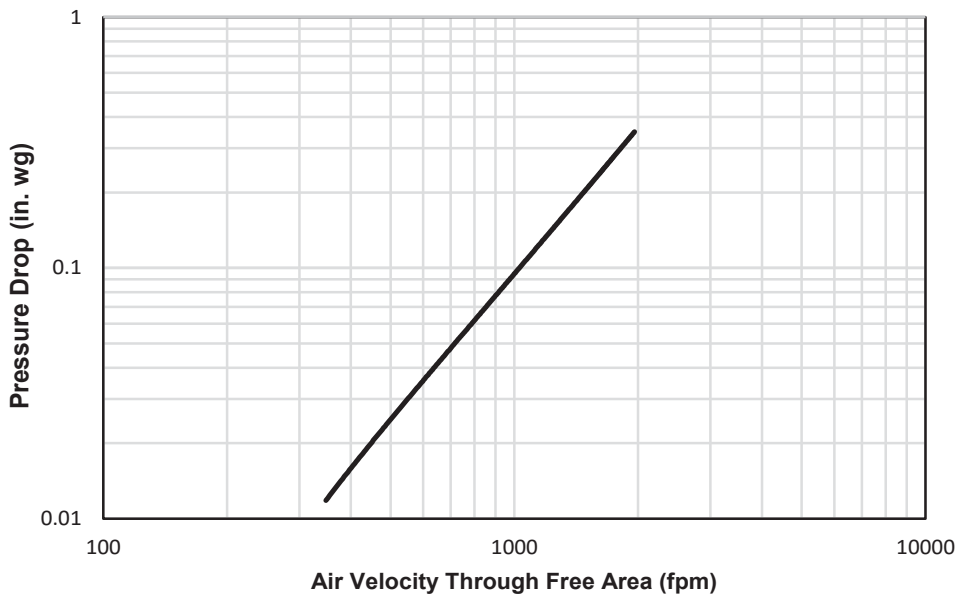
The AMCA Certified Ratings Seal applies to Air Performance and Water Penetration ratings.

The beginning point of water penetration is 264.4 fpm

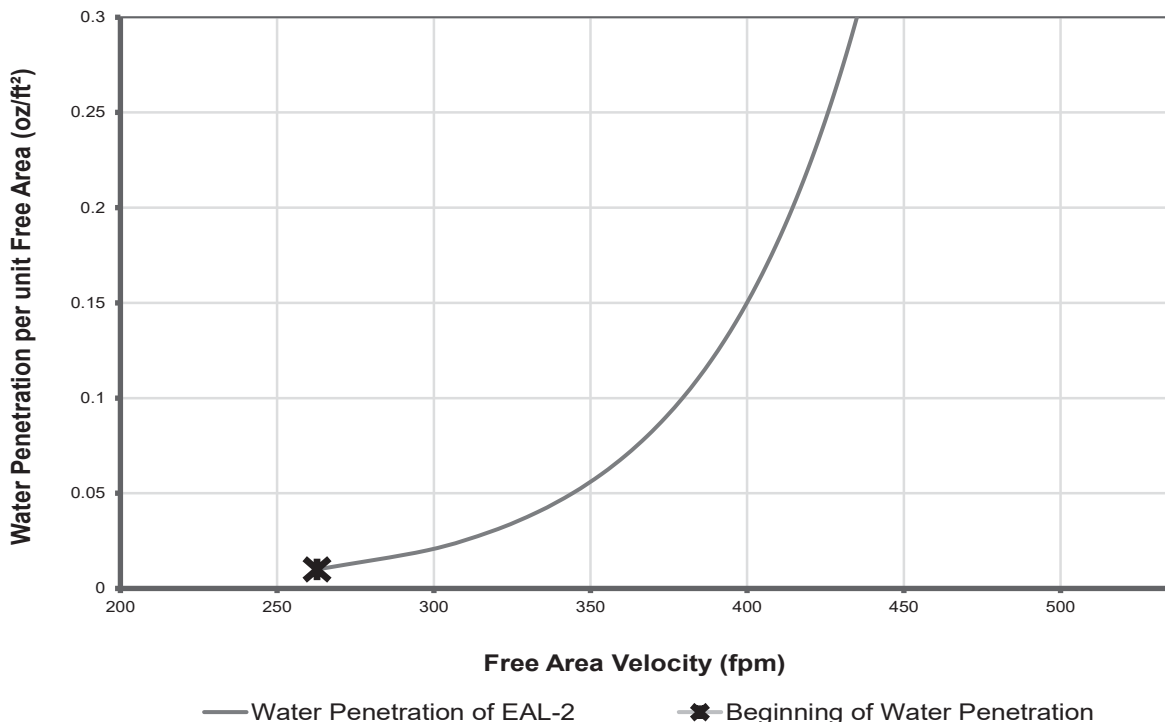
Test Information

Tested in accordance with ANSI/AMCA 500-L, Figure 5.5 Test sample size is 1219mm x 1219mm (48 in. x 48 in.) (Out to Out). Air Performance data are based on exhaust performance

PRESSURE DROP DATA



WATER PENETRATION DATA



— Water Penetration of EAL-2 ✕ Beginning of Water Penetration

