



# PRESSURE RELIEF DAMPER - MODEL PRD

## STANDARD CONSTRUCTION

**PRD:**

- Frame: 0.9mm thick galvanized steel.
- Blades: 1.0mm thick extruded Aluminum profiles with adjustable counterweight for fine-tune operation.
- Axles: Round extruded Aluminum profiles.
- Bushing: Brass bushes.
- Seal: Foam blades seals.
- Size: Single section up to 1200 X 1200mm.

**DPRD & IPRD:**

- Frame: 1.2mm thick extruded Aluminum profiles.
- Blades: 1.0mm thick extruded Aluminum profiles with adjustable counterweight for fine-tune operation.
- Axles: Round extruded Aluminum profiles.
- Bushing: Brass bushes.
- Seal: Foam blades seals.
- Size: Single section up to 1200 X 1200mm.

*Model PRD*



## OPTIONS

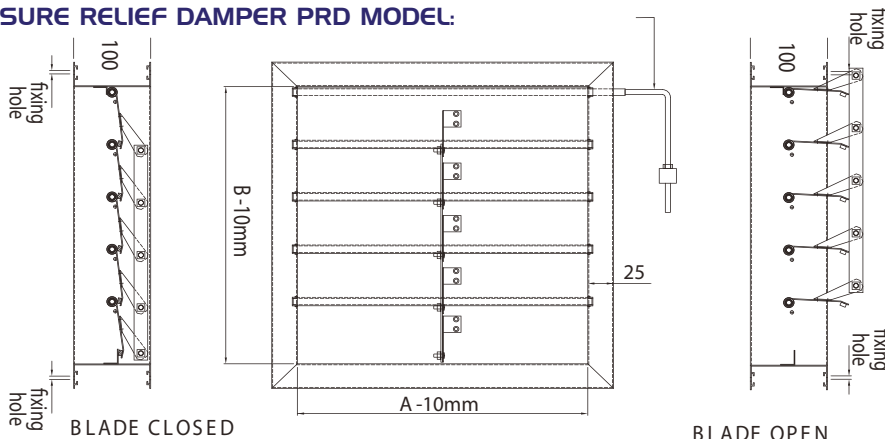
FEATURE	MODEL	PRD	DPRD	IPRD
BRASS BUSHES	YES	✓	✓	✓
BLADES CONNECTING	YES	✓	✓	✓
COUNTERWEIGHT	YES	✓	✓	✓
FLANGES	1 SIDE		✓	✓
	2 SIDES	✓		
FINISH	MILL FINISH	✓		
	POWDER COATED TORAL9010/9016		✓	✓
INSTALLATION	2-SIDES DUCTED	✓		
	WALL-MOUNTED		✓	✓
APPLICATION	DISCHARGE		✓	
	INTAKE			✓

*Model DPRD*



## DIMENSIONS

**DUCTED PRESSURE RELIEF DAMPER PRD MODEL:**



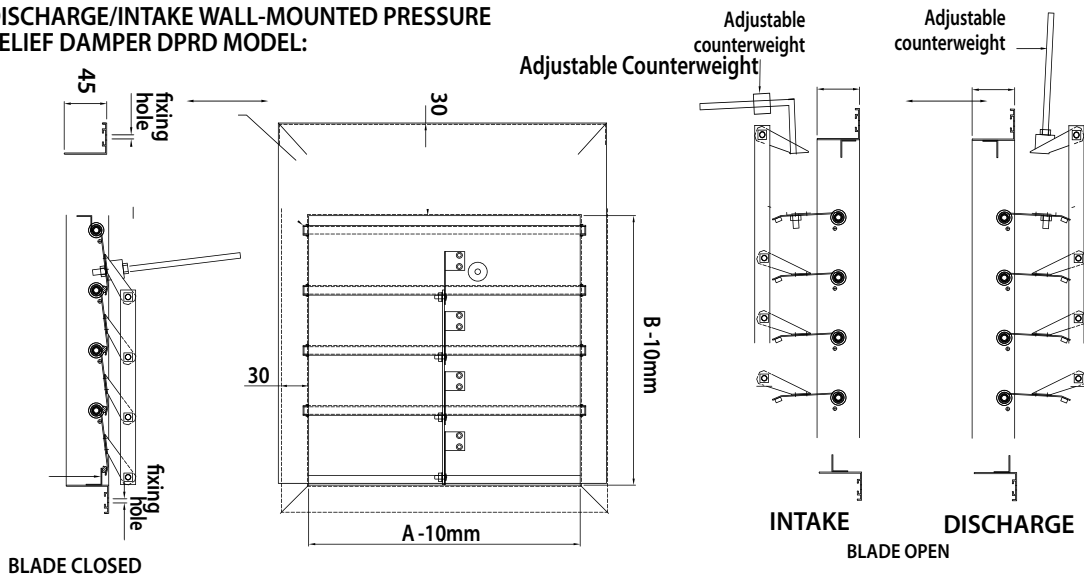
**OPTION: PRD MODELS CAN BE MADE OF 1.2MM THICK ALUMINUM FRAME INSTEAD OF STEEL FRAME. OTHER COMPONENTS REMAIN AS STANDARD CONSTRUCTION.**



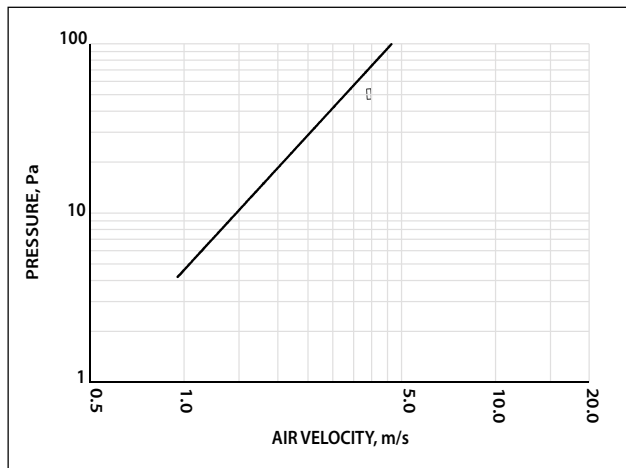


DIMENSIONS

DISCHARGE/INTAKE WALL-MOUNTED PRESSURE RELIEF DAMPER DPRD MODEL:



FOR PRD MODELS:



Ordering Key:



P	R	D	W	X	H
PRD: DUCTED PRESSURE RELIEF DAMPER					
DPRD: DISCHARGE WALL-MOUNTED PRESSURE RELIEF DAMPER					
IPRD: INTAKE WALL-MOUNTED PRESSURE RELIEF DAMPER					
SIZE: WIDTH X HEIGHT					

