

NEW

## CA MD E RF RANGE

Centrifugal duct fans for roof mounting

*Suitable for outdoor roof installation at the end of ventilation ducts in residential and industrial environments for the channelling of clean air: factories, hospitals, gyms, restaurants, etc...*



LONG LIFE 30.000 h

- **8 models: CA 100 MD E RF, CA 125 MD E RF, CA 150 Q MD E RF, CA 150 MD E RF, CA 160 MD E RF, CA 200 MD E RF, CA 250 MD E RF, CA 315 MD E RF.**
- Stripped and phosphated steel structure, bands and bases, painted with polyester powder which is resistant to atmospheric agents.
- Induction motor with built-in rotor, manual reset thermal protection device for diameters 100, 125 and 150 Q.
- Induction motor with external rotor, manual reset thermal protection device for diameters 150, 160, 200, 250 and 315.
- 2 speed motors (offer 2 levels of airflow, pressure, noise emissions and consumption).
- Low specific consumption levels.
- Low noise levels.
- Motor supports with built-in airflow direction flaps in resin plastic material with high structural strength.
- Wiring box in plastic material with high structural strength.
- Anti-UV thermoplastic resin cover in grey.
- Anti-UV thermoplastic resin support in grey for diameters 100, 125, 150 and 160.
- Wide range of continuous operation temperatures between -25°C and +55 °C.
- Protection rating: IP44 for model 150, 160, 200, 250, 315 CA MD E RF.
- Protection rating: IP45 for model 100, 125 and 150 Q CA MD E RF.
- Insulation class: II. □

### TECHNICAL DATA

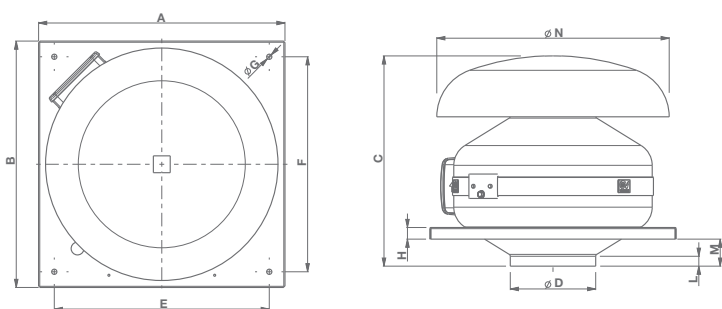
| Models           | Code  | W<br>min/max | A<br>min/max | RPM<br>min/max | Max Airflow     |                | Max Prssure                   |               | Lp dB(A)*<br>min/max | Max<br>°C |
|------------------|-------|--------------|--------------|----------------|-----------------|----------------|-------------------------------|---------------|----------------------|-----------|
|                  |       |              |              |                | m³/h<br>min/max | l/s<br>min/max | mmH <sub>2</sub> O<br>min/max | Pa<br>min/max |                      |           |
| CA 100 MD E RF   | 16140 | 38 - 85      | 0.28 - 0.40  | 1590 - 2430    | 180 - 280       | 50 - 78        | 32 - 41                       | 314 - 402     | 27.3 - 37.5          | 50        |
| CA 125 MD E RF   | 16141 | 38 - 85      | 0.28 - 0.40  | 1345 - 2400    | 220 - 380       | 61 - 106       | 26 - 38                       | 255 - 373     | 21.1 - 40.2          | 50        |
| CA 150 Q MD E RF | 16142 | 38 - 85      | 0.28 - 0.40  | 1490 - 2370    | 250 - 400       | 69 - 111       | 21 - 32                       | 206 - 314     | 23.8 - 37.5          | 50        |
| CA 150 MD E RF   | 16183 | 35 - 88      | 0.34 - 0.39  | 1290 - 2650    | 235 - 480       | 65 - 133       | 33 - 44                       | 324 - 431     | 24.6 - 43.8          | 55        |
| CA 160 MD E RF   | 16184 | 40 - 88      | 0.36 - 0.39  | 1500 - 2640    | 310 - 530       | 86 - 147       | 34 - 43                       | 333 - 422     | 30.4 - 44.8          | 55        |
| CA 200 MD E RF   | 16185 | 40 - 95      | 0.36 - 0.41  | 1300 - 2560    | 360 - 710       | 97 - 197       | 41 - 46                       | 402 - 451     | 23 - 31.7            | 55        |
| CA 250 MD E RF   | 16186 | 60 - 115     | 0.51 - 0.53  | 1490 - 2630    | 410 - 760       | 114 - 211      | 38 - 50                       | 373 - 490     | 28.6 - 43.8          | 55        |
| CA 315 MD E RF   | 16187 | 58 - 130     | 0.51 - 0.57  | 1450 - 2630    | 450 - 900       | 125 - 250      | 50 - 58                       | 490 - 569     | 32.8 - 40.7          | 55        |

\* Sound pressure level measured at 3 m in free field conditions with long-cased appliance in delivery mode in accordance with standard EN ISO 9614.

Electric supply: 230 V ~ 50 Hz.










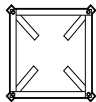
## DIMENSIONS



| Models           | A   | B   | C   | Ø D | E   | F   | Ø G | H  | L  | M  | Ø N | Kg  |
|------------------|-----|-----|-----|-----|-----|-----|-----|----|----|----|-----|-----|
| CA 100 MD E RF   |     |     |     | 97  |     |     |     |    | 15 |    |     | 3.5 |
| CA 125 MD E RF   | 334 | 334 | 305 | 122 | 280 | 280 |     |    | 23 | 35 | 300 | 3.5 |
| CA 150 Q MD E RF |     |     |     | 147 |     |     |     |    | 30 |    |     | 3.5 |
| CA 150 MD E RF   |     |     |     | 147 |     |     | 9   | 20 | 17 | 47 |     | 5.8 |
| CA 160 MD E RF   | 424 | 424 | 365 | 157 | 370 | 370 |     |    | 18 |    | 400 | 5.9 |
| CA 200 MD E RF   |     |     |     | 197 |     |     |     |    | 20 | 49 |     | 6.1 |
| CA 250 MD E RF   |     |     |     | 375 | 247 |     |     |    | 38 |    | 534 | 7.9 |
| CA 315 MD E RF   | 489 | 489 | 415 | 312 | 435 | 435 |     |    | 36 | 65 |     | 14  |


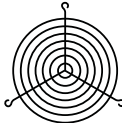

Dimensions (mm)

## PRODUCT ACCESSORIES

| Models                                                                              | Code                                                    | Product                      |                              |                                |                              |                              |                              |                              |                              |   |  |
|-------------------------------------------------------------------------------------|---------------------------------------------------------|------------------------------|------------------------------|--------------------------------|------------------------------|------------------------------|------------------------------|------------------------------|------------------------------|---|--|
|                                                                                     |                                                         | CA 100 MD E RF<br>code 16140 | CA 125 MD E RF<br>code 16141 | CA 150 Q MD E RF<br>code 16142 | CA 150 MD E RF<br>code 16183 | CA 160 MD E RF<br>code 16184 | CA 200 MD E RF<br>code 16185 | CA 250 MD E RF<br>code 16186 | CA 315 MD E RF<br>code 16187 |   |  |
|  | <b>C 1.5</b> Electronic speed controller 1.5 A          | 12966                        | ●                            | ●                              | ●                            | ●                            | ●                            | ●                            | ●                            | ● |  |
|  | <b>SCB</b> Built-in controller adaptor for <b>C 1.5</b> | 22481                        | 12966                        |                                |                              |                              |                              |                              |                              |   |  |
|  | <b>C HCS</b> Environmental sensor for humidity          | 12994                        | ●                            | ●                              | ●                            | ●                            | ●                            | ●                            | ●                            | ● |  |
|  | <b>C TEMP</b> Environmental sensor for temperature      | 12992                        | ●                            | ●                              | ●                            | ●                            | ●                            | ●                            | ●                            | ● |  |
|  | <b>C SMOKE</b> Environmental sensor for air quality     | 12993                        | ●                            | ●                              | ●                            | ●                            | ●                            | ●                            | ●                            | ● |  |
|  | <b>C PIR</b> Passive infrared sensor                    | 12998                        | ●                            | ●                              | ●                            | ●                            | ●                            | ●                            | ●                            | ● |  |
|  | <b>C TIMER</b> Adjustable over-run timer                | 12999                        | ●                            | ●                              | ●                            | ●                            | ●                            | ●                            | ●                            | ● |  |
|  | <b>CARF-C 125</b> Sub-frame                             | 22543                        | ●                            | ●                              | ●                            |                              |                              |                              |                              |   |  |
|                                                                                     | <b>CARF-C 150-160-200</b> Sub-frame                     | 22544                        |                              |                                |                              | ●                            | ●                            | ●                            |                              |   |  |
|                                                                                     | <b>CARF-C 250-315</b> Sub-frame                         | 22545                        |                              |                                |                              |                              |                              |                              | ●                            | ● |  |

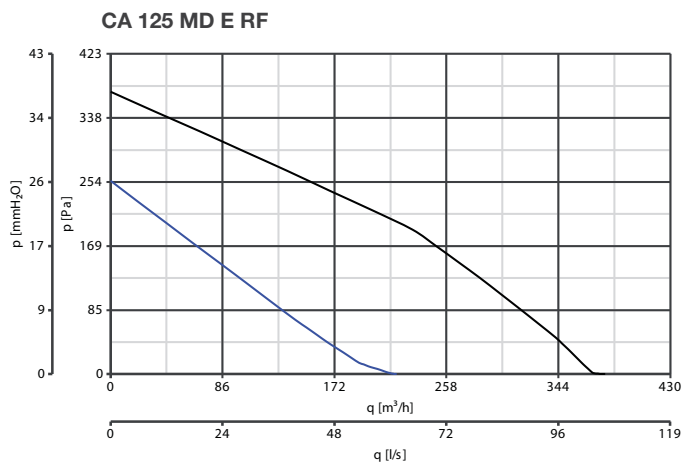
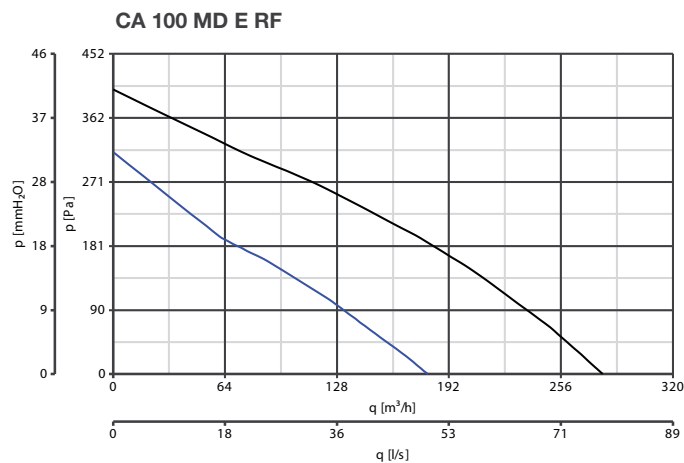
Description and sizes on page 98

## SYSTEM COMPONENTS

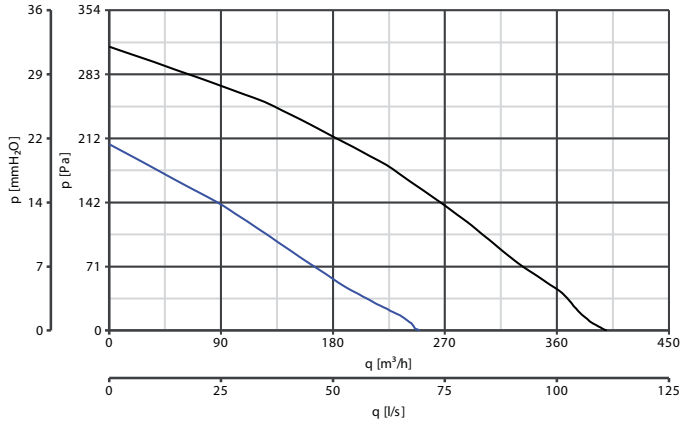
| Models                                                                             | Code                                                             | Product                      |                              |                                |                              |                              |                              |                              |                              |   |
|------------------------------------------------------------------------------------|------------------------------------------------------------------|------------------------------|------------------------------|--------------------------------|------------------------------|------------------------------|------------------------------|------------------------------|------------------------------|---|
|                                                                                    |                                                                  | CA 100 MD E RF<br>code 16140 | CA 125 MD E RF<br>code 16141 | CA 150 Q MD E RF<br>code 16142 | CA 150 MD E RF<br>code 16183 | CA 160 MD E RF<br>code 16184 | CA 200 MD E RF<br>code 16185 | CA 250 MD E RF<br>code 16186 | CA 250 MD E RF<br>code 16187 |   |
|    | <b>IN-LINE-S 100</b> Backdraught shutter nominal diameter 100 mm | 22551                        | ●                            |                                |                              |                              |                              |                              |                              |   |
|                                                                                    | <b>IN-LINE-S 125</b> Backdraught shutter nominal diameter 125 mm | 22556                        |                              | ●                              |                              |                              |                              |                              |                              |   |
|                                                                                    | <b>IN-LINE-S 150</b> Backdraught shutter nominal diameter 150 mm | 22562                        |                              |                                | ●                            | ●                            |                              |                              |                              |   |
|                                                                                    | <b>IN-LINE-S 160</b> Backdraught shutter nominal diameter 160 mm | 22563                        |                              |                                |                              |                              | ●                            |                              |                              |   |
|                                                                                    | <b>IN-LINE-S 200</b> Backdraught shutter nominal diameter 200 mm | 22566                        |                              |                                |                              |                              |                              | ●                            |                              |   |
|                                                                                    | <b>IN-LINE-S 250</b> Backdraught shutter nominal diameter 250 mm | 22571                        |                              |                                |                              |                              |                              |                              | ●                            |   |
|                                                                                    | <b>IN-LINE-S 315</b> Backdraught shutter nominal diameter 315 mm | 22576                        |                              |                                |                              |                              |                              |                              |                              | ● |
|   | <b>CA-G 100</b> Intake protection grille nominal diameter 100 mm | 22750                        | ●                            |                                |                              |                              |                              |                              |                              |   |
|                                                                                    | <b>CA-G 125</b> Intake protection grille nominal diameter 125 mm | 22755                        |                              | ●                              |                              |                              |                              |                              |                              |   |
|                                                                                    | <b>CA-G 150</b> Intake protection grille nominal diameter 150 mm | 22760                        |                              |                                | ●                            | ●                            |                              |                              |                              |   |
|                                                                                    | <b>CA-G 160</b> Intake protection grille nominal diameter 160 mm | 22762                        |                              |                                |                              |                              | ●                            |                              |                              |   |
|                                                                                    | <b>CA-G 200</b> Intake protection grille nominal diameter 200 mm | 22765                        |                              |                                |                              |                              |                              | ●                            |                              |   |
|                                                                                    | <b>CA-G 250</b> Intake protection grille nominal diameter 250 mm | 22770                        |                              |                                |                              |                              |                              |                              | ●                            |   |
|                                                                                    | <b>CA-G 315</b> Intake protection grille nominal diameter 315 mm | 22771                        |                              |                                |                              |                              |                              |                              |                              | ● |
|  | <b>CA-FU 100</b> Pipe clamps (2 pieces) nominal diameter 100 mm  | 22667                        | ●                            |                                |                              |                              |                              |                              |                              |   |
|                                                                                    | <b>CA-FU 125</b> Pipe clamps (2 pieces) nominal diameter 125 mm  | 22668                        |                              | ●                              |                              |                              |                              |                              |                              |   |
|                                                                                    | <b>CA-FU 150</b> Pipe clamps (2 pieces) nominal diameter 150 mm  | 22669                        |                              |                                | ●                            | ●                            |                              |                              |                              |   |
|                                                                                    | <b>CA-FU 160</b> Pipe clamps (2 pieces) nominal diameter 160 mm  | 22666                        |                              |                                |                              |                              | ●                            |                              |                              |   |
|                                                                                    | <b>CA-FU 200</b> Pipe clamps (2 pieces) nominal diameter 200 mm  | 22671                        |                              |                                |                              |                              |                              | ●                            |                              |   |
|                                                                                    | <b>CA-FU 250</b> Pipe clamps (2 pieces) nominal diameter 250 mm  | 22672                        |                              |                                |                              |                              |                              |                              | ●                            |   |
|                                                                                    | <b>CA-FU 315</b> Pipe clamps (2 pieces) nominal diameter 315 mm  | 22673                        |                              |                                |                              |                              |                              |                              |                              | ● |

Description and sizes on page 98

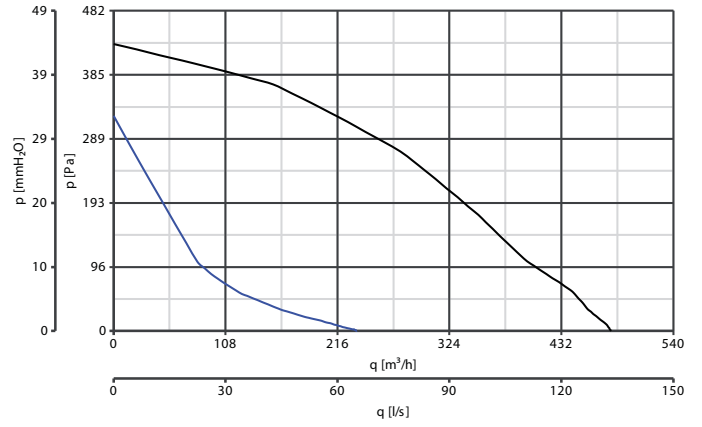
## PERFORMANCE CURVES



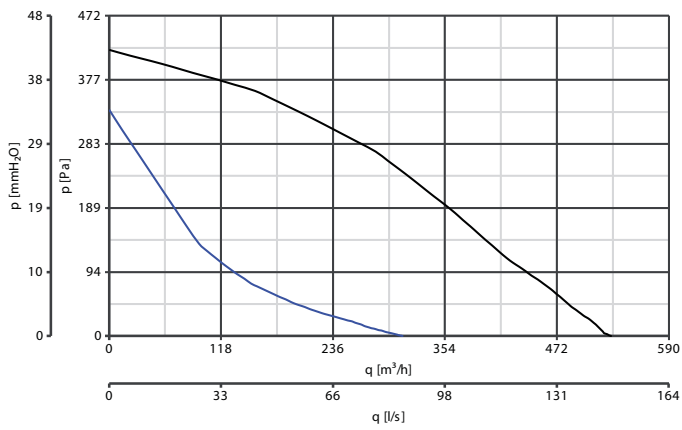
**CA 150 Q MD E RF**



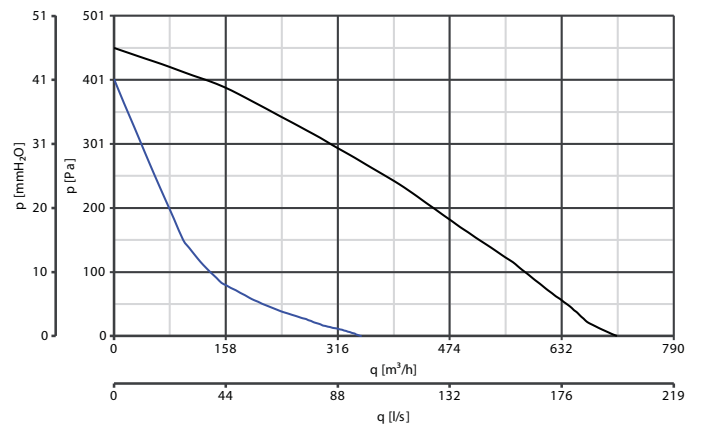
**CA 150 MD E RF**



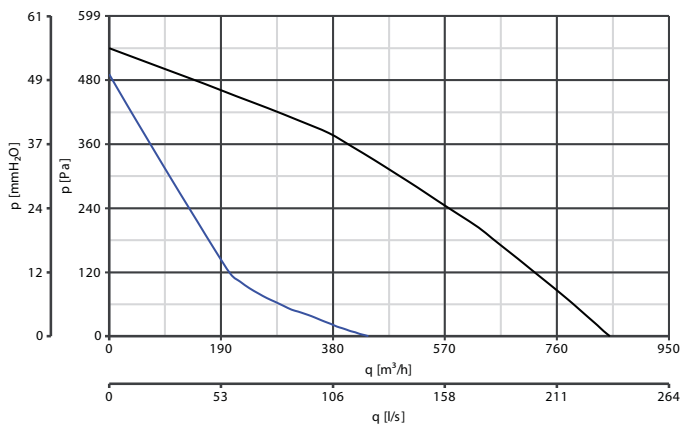
**CA 160 MD E RF**



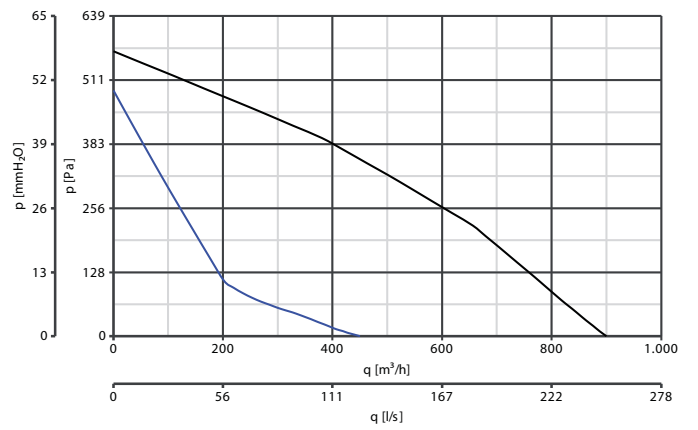
**CA 200 MD E RF**



**CA 250 MD E RF**



**CA 315 MD E RF**



— min. — max.

