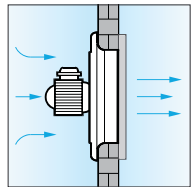





VORTICEL E RANGE

Low pressure plate axial fans



Suitable for commercial and industrial applications as garages, warehouses, gyms, dry cleaners, carpentry workshops, etc...

- **6 models: 4 single-phase and 2 three-phase**
- Frames equipped with air intake with aerodynamic section, made using sheet steel protected with polyester paint.
- Asynchronous induction motor, rotor mounted on ball bearings with double lubricant screen.
- Impeller with blade profile, to reduce noise levels caused by air turbulence. Crushproof polypropylene blades with extra strength and stability, die-cast aluminium hub.
- Protective grille made using steel rings, protected by epoxy polyester paint, in black, can be removed for maintenance and cleaning.
- Wide range of continuous operation temperatures between -25°C and +50/+70°C.
- Electric supply 220-240 V / 50 Hz for single phase models, 380-415 V / 50 Hz for three phase models.
- Motor protection rating: IP44.
- Insulation class: I. Ⓡ

Wiring diagrams shown from page 458

TECHNICAL DATA

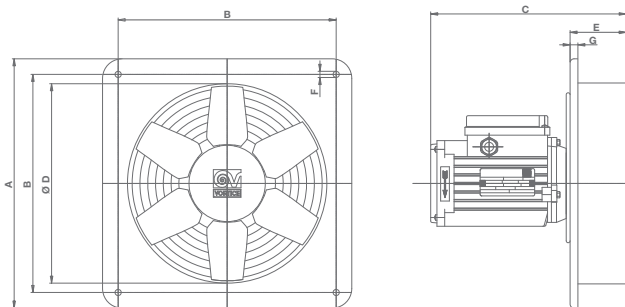
	Models	Code	V ~ 50 Hz	W	A	POLES	RPM	Max Airflow		Max Pressure		Lp dB(A) a 3 m*	Max °C
								m³/h	l/s	mmH₂O	Pa		
Single-phase	E 252 M	40203	220 - 240	95 - 105	0.45 - 0.47	2	2800	1500	416.7	20	196	71	70
	E 254 M	40303		55 - 65	0.31 - 0.39			1000	277.8	6.7	66	50.5	60
	E 304 M	40503		55 - 70	0.33 - 0.40			1360	377.8	7.5	74	54	65
	E 354 M	40703		85 - 95	0.44 - 0.45			1850	514	4.6	45	66.5	65
Three-phase	E 254 T	40356	220 - 380 240 - 415	55	0.35 - 0.20	4	1400	1000	277.8	7.3	71	53	55
	E 304 T	40556		70	0.40 - 0.23			1400	389	8.2	81	53	50
	E 354 T	40756	220 - 380	90	0.34 - 0.20			1900	528	7.1	70	61.0	60
			240 - 415	100	0.38 - 0.22								

Available only for the Extra EU market**	Single-phase	E 302 M	40403	220 - 240	190 - 195	0.85 - 0.90	2	2800	2350	653	31.5	309	66.0	70
		E 404 M	40903		190 - 200	0.90 - 0.95			3150	875	12.0	118	57.0	
		E 454 M	41153		195 - 210	0.93 - 0.95			3900	1083	9.0	88	66.0	
		E 504 M	41219		200 - 220	0.90 - 0.92			4500	1250	6.0	59	61.5	
	E 604 M	41459	320 - 345	1.45 - 1.45	7000	1944	8.2	80	69.0	65				
	Three-phase	E 302 T	40456	220 - 380 240 - 415	180	0.78 - 0.44	2	2800	2400	667	32.5	319	65.0	70
					200	0.40 - 0.23								
		E 404 T	40956		190	0.60 - 0.35	4	1400	3200	889	17.7	174	60.0	
					200	0.65 - 0.38								
		E 454 T	41154		230	0.69 - 0.40			3900	1083	15.0	147	66.0	
240					0.72 - 0.42									
E 504 T	41157	235	0.74 - 0.43	4800	1333	11.7			115	61.5				
		245	0.74 - 0.43											
E 506 T	41206	145	0.43 - 0.25	6	1000	3900	1083	6.8	67	56.0				
E 604 T	41457	360	1.00 - 0.62	4	1400	7700	2139	14.5	142	69.5				
		380	1.00 - 0.62											
E 606 T	41506	145	0.44 - 0.26	6	1000	4800	1333	4.7	46	65.0				
		165	0.46 - 0.27											

* Sound pressure level measured at 3 m in free field conditions with long-cased appliance in delivery mode, in accordance with standard EN ISO 3741:2009.



DIMENSIONS



Models	Ø nom.	∇ A	∇ B	C	Ø D	E	Ø F	G	Kg				
E 252 M	250	320	280	201	256	68	8	10	3.5				
E 254 M													
E 254 T													
E 302 M	315	380	330	254	308	70			3				
E 302 T													
E 304 M	315	380	330	203	308	70			8	10	4		
E 304 T													
E 354 M	355	450	380	274	410	90	12	15			5.0		
E 354 T													
E 404 M	400	510	430	274	410	90					12	15	7
E 404 T													
E 454 M	450	630	530	269	460	85			12	15			8.6
E 454 T													
E 504 M	500	630	530	270	510	85	12	15					8.5
E 504 T													
E 604 M	630	760	630	283	610	100					12	15	10.0
E 604 T													
E 606 T													

Dimensions (mm)

PRODUCT ACCESSORIES

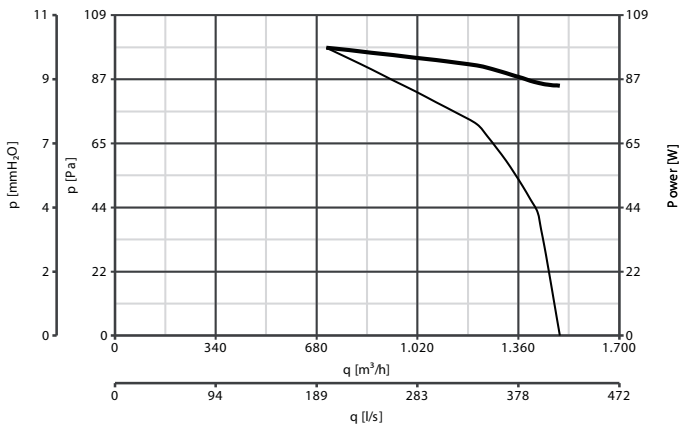
Models		Code	Product																	
			E 252 M code 40203	E 254 M code 40303	E 302 M code 40403	E 304 M code 40503	E 354 M code 40703	E 404 M code 40903	E 454 M code 41153	E 504 M code 41219	E 604 M code 41459	E 254 T code 40356	E 302 T code 40456	E 304 T code 40556	E 354 T code 40756	E 404 T code 40956	E 454 T code 41154	E 504 T code 41157	E 506 T code 41206	E 604 T code 41457
	IRM 30 Three position single-phase speed controller	12921	●	●	●	●	●	●	●	●										
	IRT 15 Three position three-phase speed controller	12923									●	●	●	●	●	●	●	●	●	●
	IREM 3 Single-phase speed controller	12931	●	●	●	●	●	●	●	●										
	IREM 5 Single-phase speed controller*	12932	●	●	●	●	●	●	●	●										
	IREM 9 Single-phase speed controller**	12933	●	●	●	●	●	●	●	●										
	DPU 250 Spacer for panel installation	52151	●	●																
	DPU 300 Spacer for panel installation	52251			●	●					●	●	●							
	DPU 350 Spacer for panel installation	52351					●							●						
	DPU 400 Spacer for panel installation	52451						●							●	●				

* Can control several fans up to a max of 5 A. ** Intended to simultaneously control appliances, up to a max of 9 A.

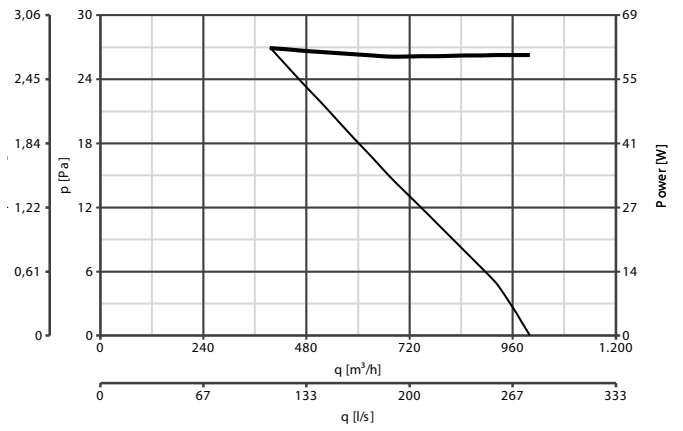
Description and sizes on page 325; System components on page 330.

PERFORMANCE CURVES

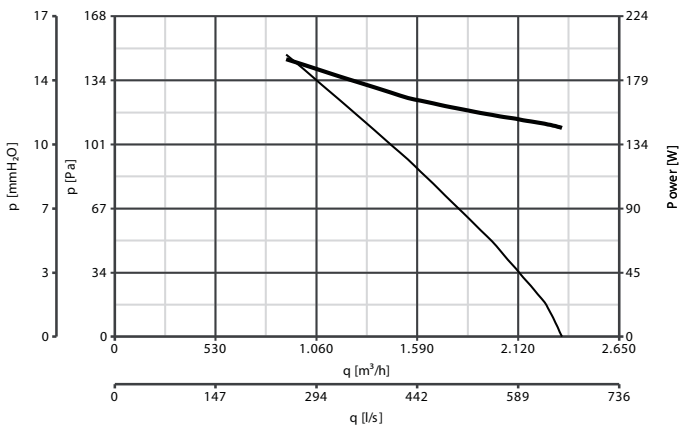
E 252 M code 40203



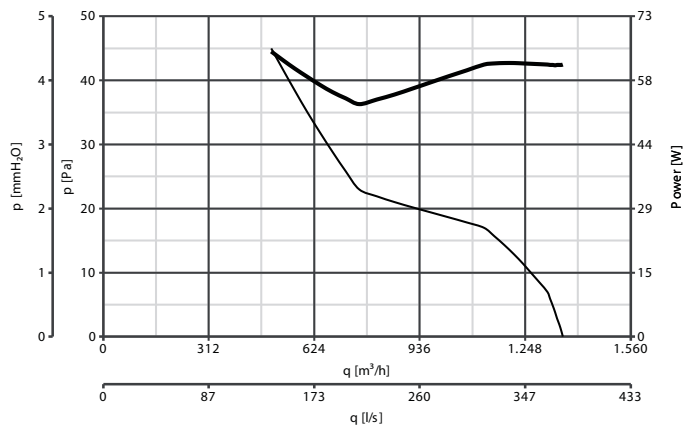
E 254 M code 40303



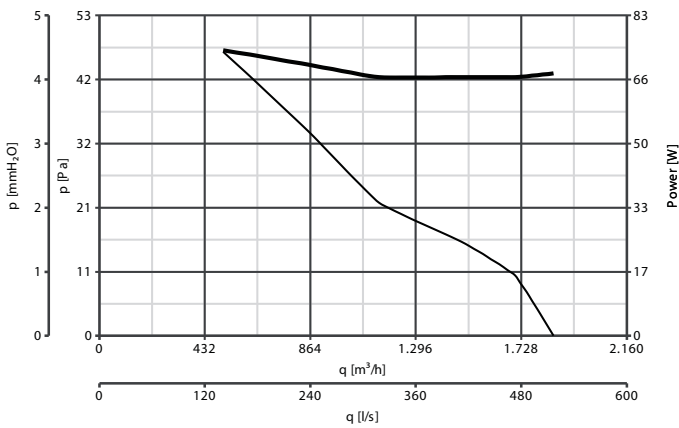
E 302 M code 40403



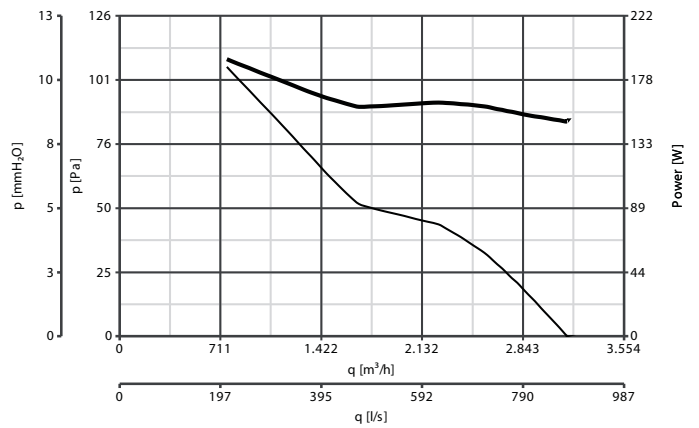
E 304 M code 40503



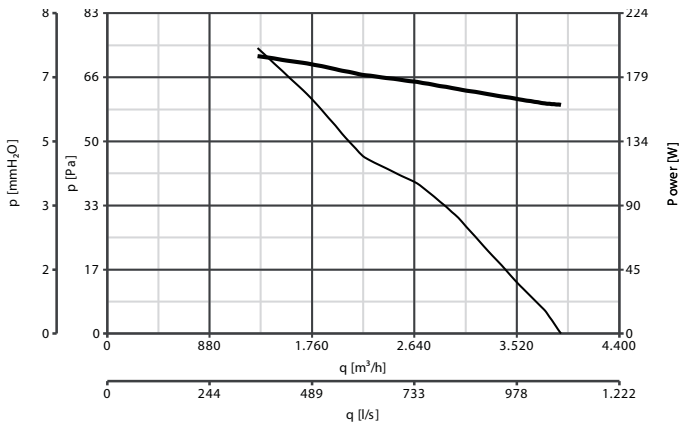
E 354 M code 40703



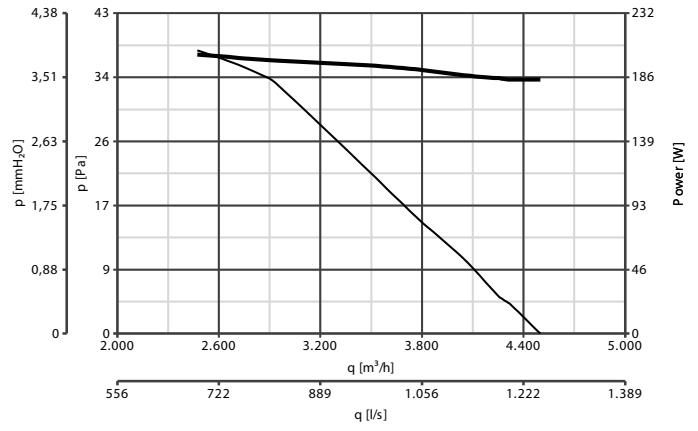
E 404 M code 40903



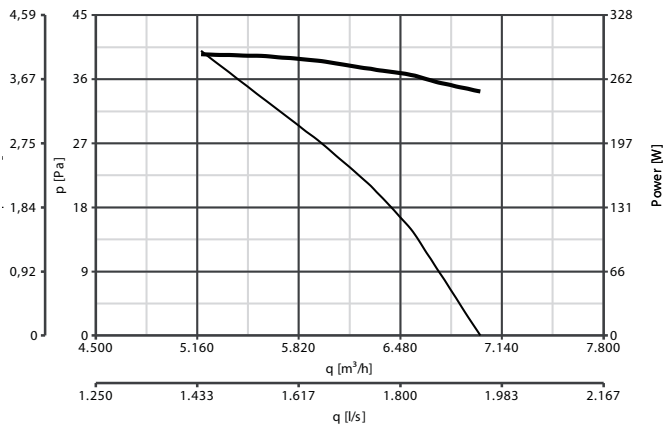
E 454 M code 41153



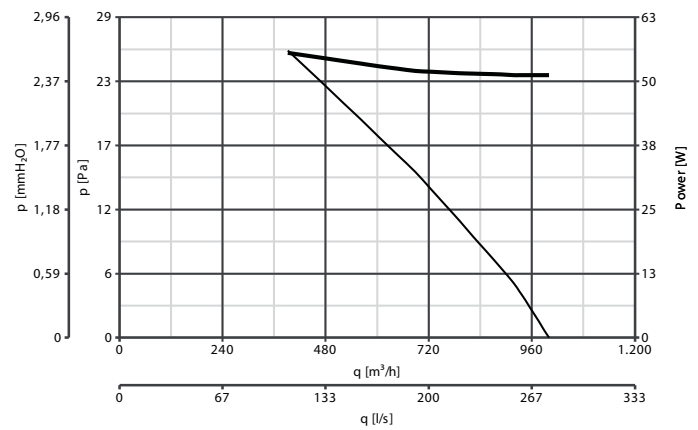
E 504 M code 41219



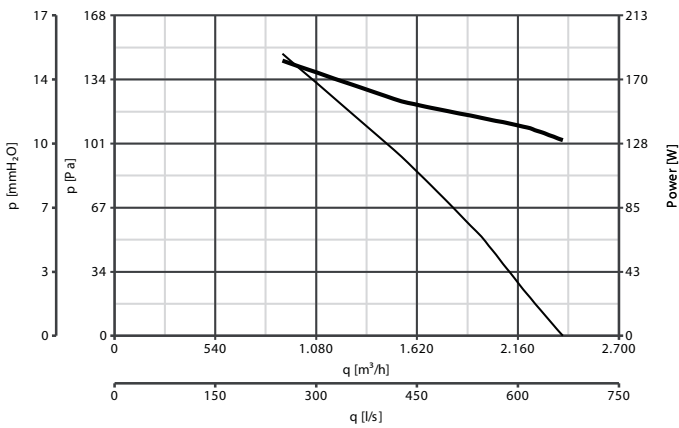
E 604 M code 41459



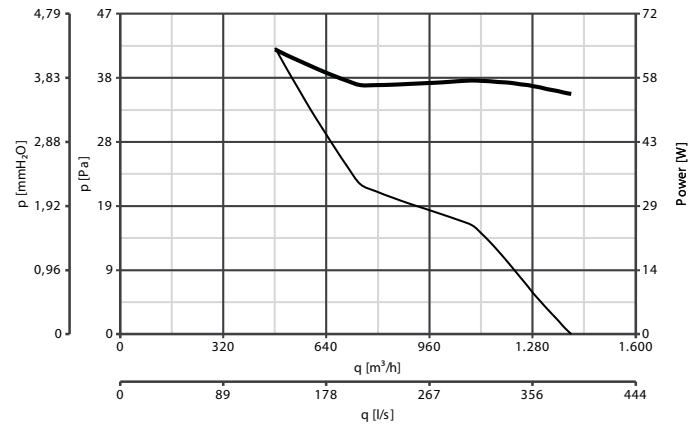
E 254 T code 40356



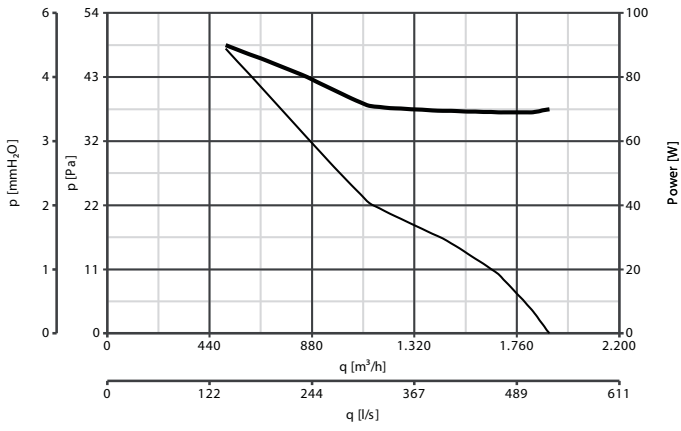
E 302 T code 40456



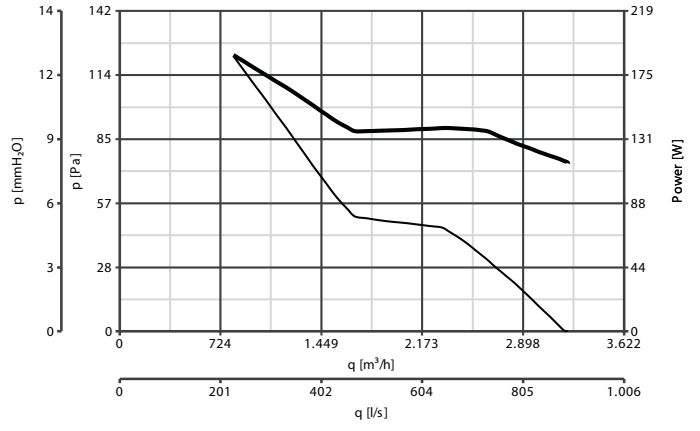
E 304 T code 40556



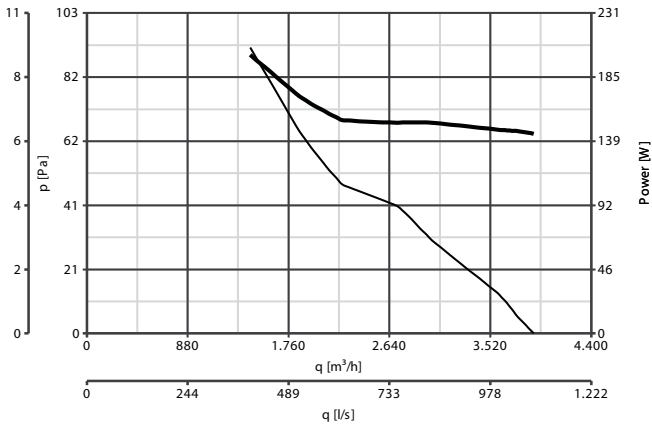
E 354 T code 40756



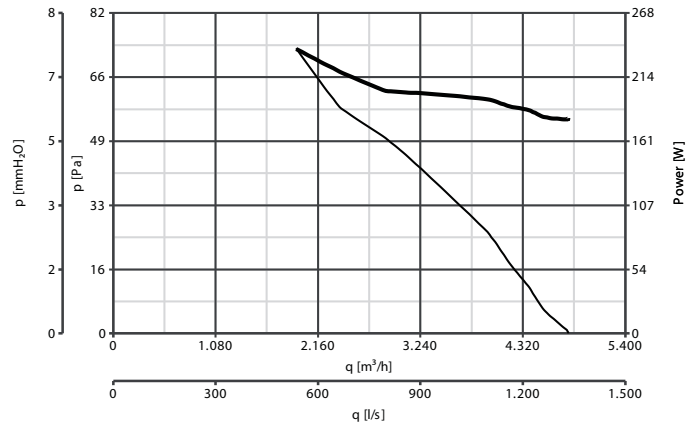
E 404 T code 40956



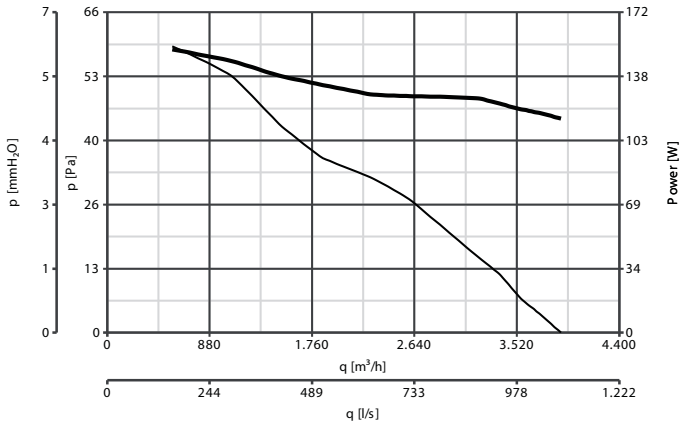
E 454 T code 41154



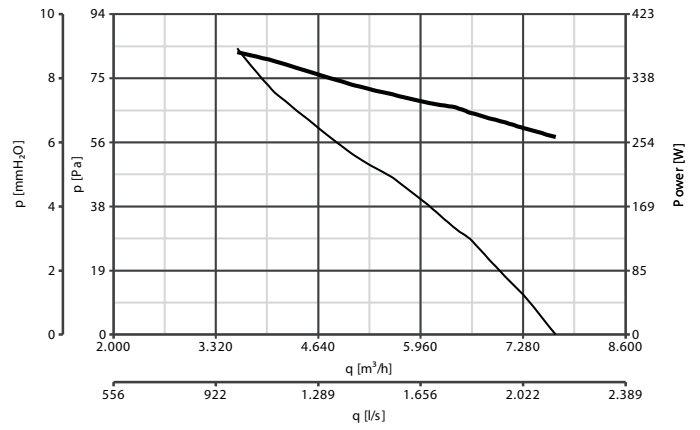
E 504 T code 41157



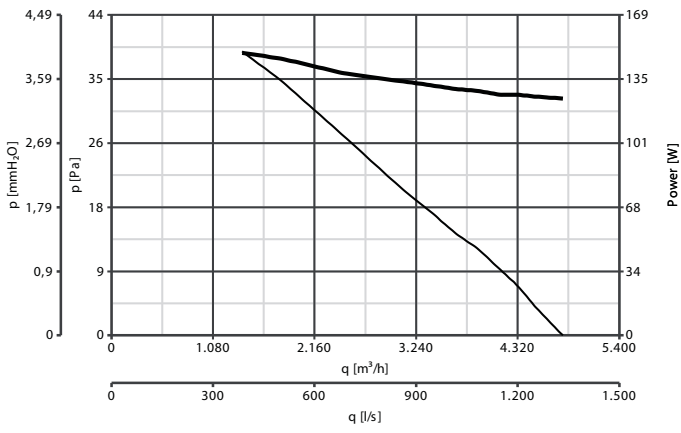
E 506 T code 41206



E 604 T code 41457



E 606 T code 41506



— Delivery — Consumption