

NEW

VORTICEL MPC-E RANGE

Medium-pressure long cased axial fans

Suitable for application in commercial and industrial environments, such as warehouses, farm buildings, greenhouses and underground car parks, for extraction into a ventilation duct or directly outdoors.



- **10 models: 5 single-phase and 5 three-phase.**
- Structure consists of two flanged parts, held together by screws, which allow connection to standardised pipes.
- Single-phase and three-phase induction motors with impellers with blade profile.
- Steel motor support protected by black epoxy polyester paint.
- Motors in class F.
- Wide range of continuous operation temperatures between -25°C and +70°C; -25°C and +50°C for 404 M model.
- Electric supply 230 V / 50 Hz for single-phase models and 400 V / 50 Hz for three-phase models.
- Protection rating: IPX4.
- Insulation class: I.
- *Conforms to the requirements of the regulation N° 327/2011/UE (Lot 11, 1st Tier) set out by the EUP/ErP Directive, effective as of 01.01.2013.*

TECHNICAL DATA

	Models	Code	W	A	POLES	RPM	Max Airflow		Max Pressure		Lp dB(A)*	Lw dB(A)*	Max °C
							m³/h	l/s	mmH ₂ O	Pa			
Single-phase	MPC-E 254 M	42263	70	0.32	4	1460	1180	328	9	82	25.3	45.8	70
	MPC-E 302 M	42209	380	1.93	2	2930	2860	794	60.9	597	53.1	73.6	70
	MPC-E 304 M	42210	110	0.5	4	1390	2160	600	10.1	99	34.8	55.3	70
	MPC-E 354 M	42217	200	0.95		1420	3500	972	14.2	139	41.7	62.2	70
	MPC-E 404 M	42228	313	1.5		1417	5000	1389	17	167	49.1	69.6	50
MPC-E 254 T	42359	60	0.21	1460		1210	336	8.2	80	25.3	45.8	70	
MPC-E 302 T	42309	397	1.15	2930		2900	805	62	608	53.1	73.6	70	
Three-phase	MPC-E 304 T	42310	107	0.24	1400	2250	625	10.4	102	34.8	55.3	70	
	MPC-E 354 T	42317	198	0.42	1412	3770	1047	14.2	139	42.5	63	70	
	MPC-E 404 T	42328	285	0.52	1345	5200	1444	14.9	146	49.4	69.9	70	

* Sound pressure level measured at 3 m in free field conditions with long-cased appliance in delivery mode, in accordance with standard EN ISO 9614.



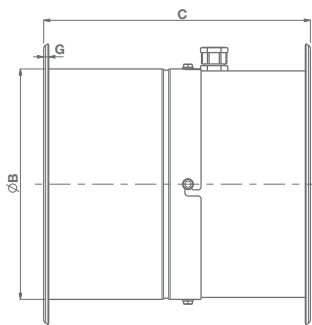
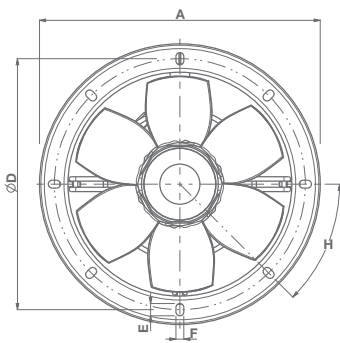
ErP data

Directive 2009/125/EC ErP (Energy related Products)

	Models	Code	Measurement cat.	Efficiency cat.	Year of construction	Variable drive	BEP*					Spec. ratio <1.04	
							η	N.	(kW) Pe	m ³ /h q	Pa p		RPM
Three-phase Single-phase	MPC-E 302 M	42209	C	STATIC	01-01-13	NO	27.4	36.4	0.38	2064	180	2916	YES
	MPC-E 354 M	42217					25.7	36.0	0.19	2600	70	1417	
	MPC-E 404 M	42228					29	38.5	0.31	3735	87	1414	
	MPC-E 302 T	42309					27.4	36.3	0.40	2097	187	2913	
	MPC-E 354 T	42317					25.2	36.0	0.19	2667	67	1410	
	MPC-E 404 T	42328					27.3	37.1	0.28	3670	75	1337	

* Best efficiency point.




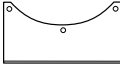


DIMENSIONS



Models	Ø A	Ø B	C	Ø D	E	F	G	H	Kg
MPC-E 254 M	319	264	300	292	14	9	4	45°	8.2
MPC-E 254 T									8.2
MPC-E 302 M	393	316	330	366	14	9	4	45°	12.3
MPC-E 302 T									12.3
MPC-E 304 M									10.2
MPC-E 304 T	432	368	330	405	14	9	4	45°	10.2
MPC-E 354 M									13.4
MPC-E 354 T	475	418	330	448	14	9	4	45°	13.4
MPC-E 404 M									14
MPC-E 404 T									14

Dimensions (mm)

PRODUCT ACCESSORIES

Models		Code	Product												
			MPC-E 254 M code 42263	MPC-E 302 M code 42209	MPC-E 304 M code 42210	MPC-E 354 M code 42217	MPC-E 404 M code 42228	MPC-E 254 T code 42359	MPC-E 302 T code 42309	MPC-E 304 T code 42310	MPC-E 354 T code 42317	MPC-E 404 T code 42328			
	IRM 30 Three-position single-phase speed controller	12921	●		●										
	IRM 40 Three-position single-phase speed controller	12922		●		●	●								
	IRT 15 Three-position three-phase speed controller	12923							●		●	●	●		
	IRT 35 Three-phase voltage variator	12924							●						
	IREM 3 Single-phase speed controller	12931			●	●	●								
	IREM 5 Single-phase speed controller*	12932		●											
	MPC BO Ø 250 Suction connector	22535	●						●						
	MPC BO Ø 300 Suction connector	22536		●	●					●	●				
	MPC BO Ø 350 Suction connector	22537					●					●			
	MPC BO Ø 400 Suction connector	22538						●						●	
	MPC RA Ø 250 Flexible connector	22516	●						●						
	MPC RA Ø 300 Flexible connector	22517		●	●					●	●				
	MPC RA Ø 350 Flexible connector	22518					●					●			
	MPC RA Ø 400 Flexible connector	22519						●						●	
	MPC SU Ø 250 Mounting feet	22531	●						●						
	MPC SU Ø 300 Mounting feet	22532		●	●					●	●				
	MPC SU Ø 350 Mounting feet	22533					●						●		
	MPC SU Ø 400 Mounting feet	22534						●						●	
	MPC FL Ø 250 Coupling flange	22523	●						●						
	MPC FL Ø 300 Coupling flange	22524		●	●					●	●				
	MPC FL Ø 350 Coupling flange	22525					●					●			
	MPC FL Ø 400 Coupling flange	22526						●						●	
	MPC RP Ø 250 Protection grille	22527	●						●						
	MPC RP Ø 300 Protection grille	22528		●	●					●	●				
	MPC RP Ø 350 Protection grille	22529					●					●			
	MPC RP Ø 400 Protection grille	22530						●						●	

* Multiple regulation up to max 5 A

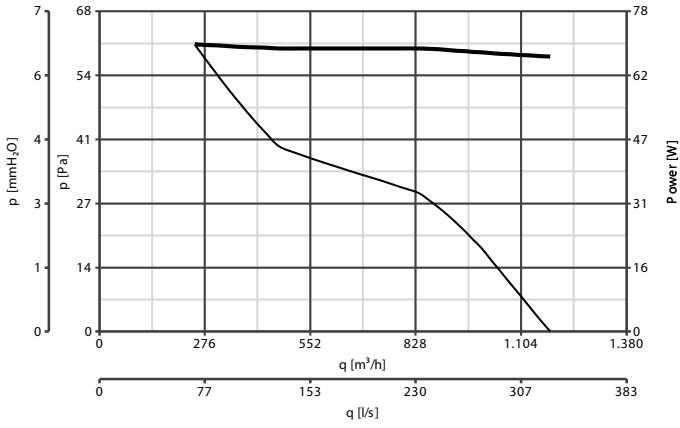
** Regulates several fans up to 9 A.

Description and sizes on page 150

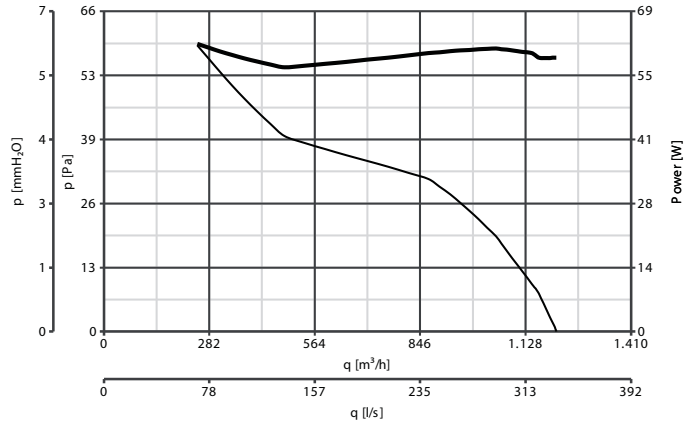


PERFORMANCE CURVES

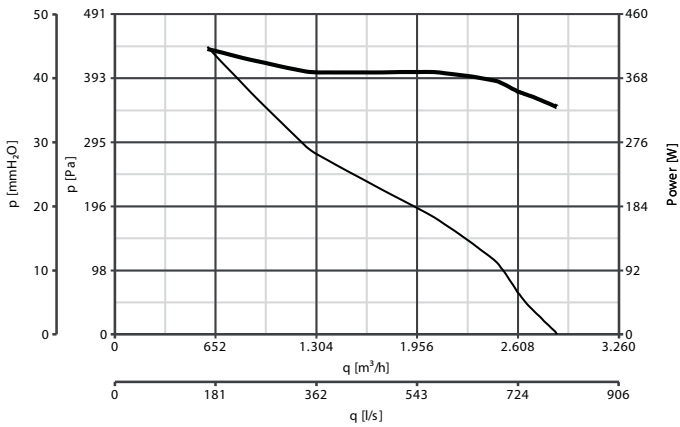
MPC-E 254 M



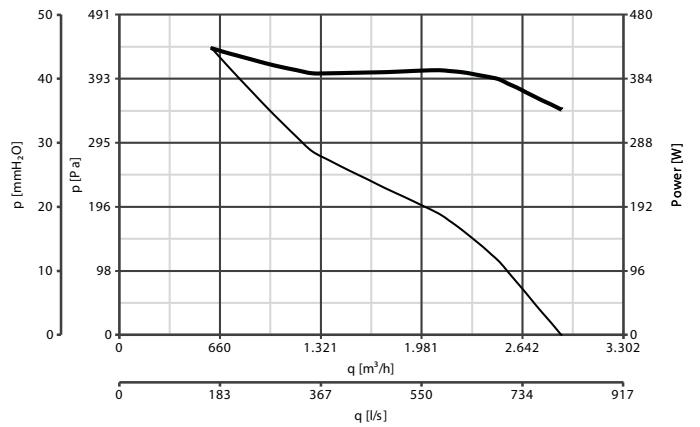
MPC-E 254 T



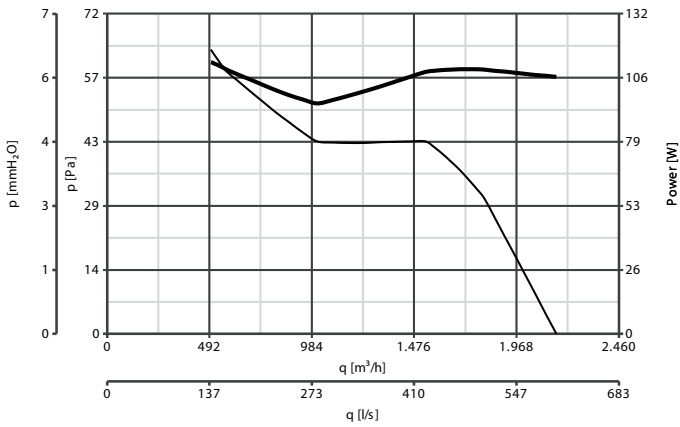
MPC-E 302 M



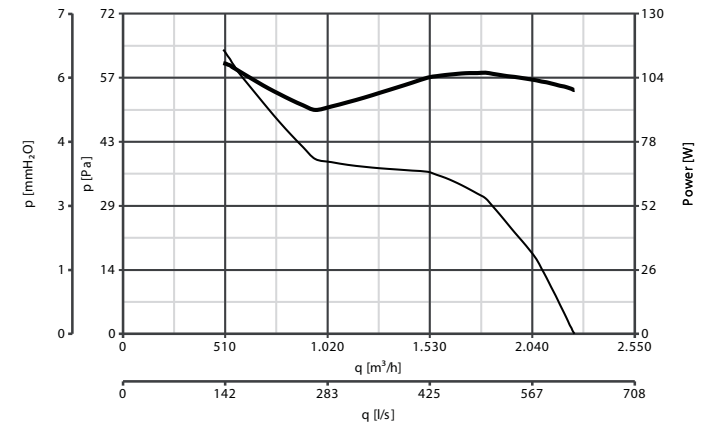
MPC-E 302 T



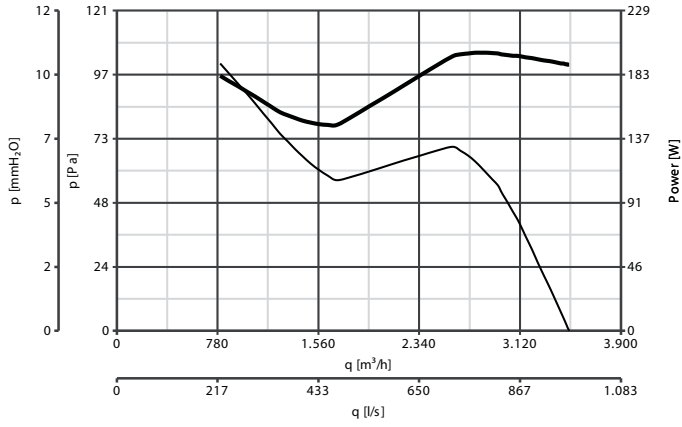
MPC-E 304 M



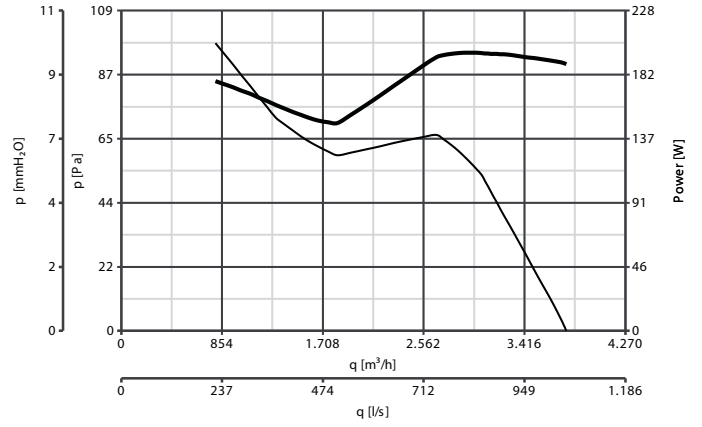
MPC-E 304 T



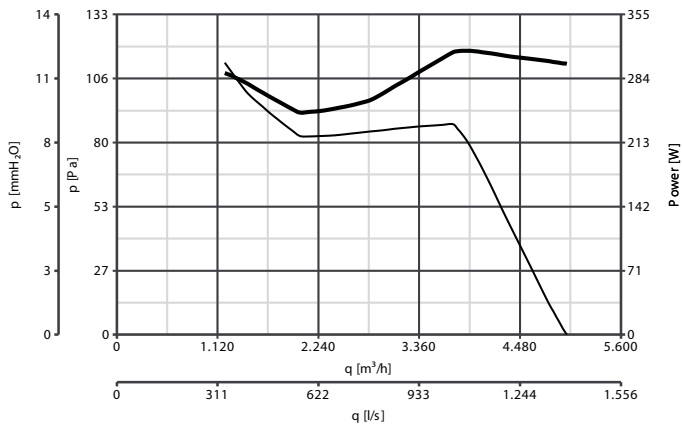
MPC-E 354 M



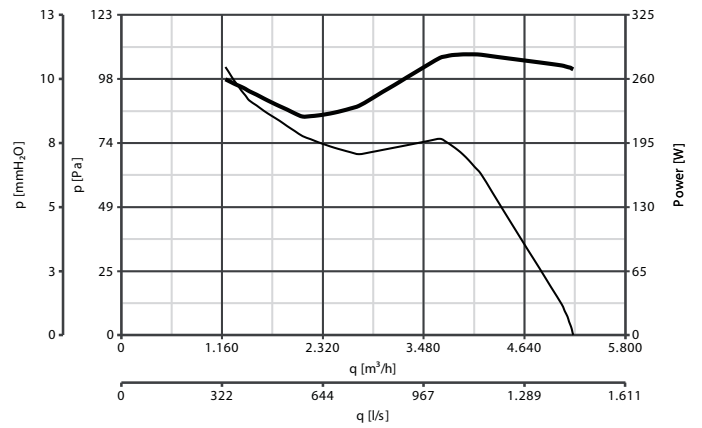
MPC-E 354 T



MPC-E 404 M



MPC-E 404 T



— Delivery — Consumption

